



United States Department of Agriculture
National Agricultural Statistics Service
Georgia Crop Progress
and Condition Report



Cooperating with the Georgia Department of Agriculture and the Cooperative Extension Service
 Southern Regional Field Office · 355 East Hancock Avenue, Suite 100 · Athens, GA 30601 · (706) 546-2236
www.nass.usda.gov

May 23, 2016

Media Contact: Jim Ewing

General

According to the National Agricultural Statistics Service in Georgia, there were 4.1 days suitable for fieldwork for the week ending Sunday, May 22, 2016. Precipitation estimates for the state ranged from 0.3 inches of rain up to 6.2 inches. Average high temperatures ranged from the mid 70s to the mid 80s. Average low temperatures ranged from the high 50s to the high 60s.

County Comments

We had the first considerable rainfall in many weeks over several days. Immediate response in pastures and bermudagrass hayfields. Early planted soybeans benefited as well. Wheat, oats, and rye should be ready for harvest in a week or two.

Adam Speir, Madison County

Some of the early birds were able to obtain a second cutting of ryegrass hay. Three days of well needed rain caught some fresh cut hay and freshly rolled bales in the field.

Trey Gafnea, Jasper County

Rains have brought all field work to a halt. It is too early to tell how the rainy conditions will effect the wheat and oat harvest. Growers are anxious as there are still quite a few acres of peanuts and cotton to be planted.

Peyton Sapp, Burke County

Irrigation of corn, and planting of peanuts and some soybeans. No disease issues yet. thrip numbers are increasing. Some cotton will have to be sprayed. Tomato spotted wilt virus in tobacco but no black shank yet, but concern for blue mold with this weekend rain event. Applying fertilizers and pesticides.

Mark von Waldner, Coffee County

Crop Progress for Week Ending 05/22/16

Crop stage	This week	Prev week	Prev year	5 Year avg
	(percent)	(percent)	(percent)	(percent)
Blueberries - Harvested..	48	39	47	42
Corn - Emerged.....	96	94	NA	NA
Cotton - Planted	58	40	59	59
Hay - 1st Cutting	75	66	84	67
Oats - Harvested.....	29	17	35	36
Onions - Harvested	95	87	84	83
Peaches - Harvested.....	8	NA	13	18
Peanuts - Planted.....	70	49	68	63
Rye - Harvested	33	14	24	31
Sorghum - Planted	35	23	46	38
Soybeans - Planted.....	36	22	39	30
Soybeans - Emerged.....	18	3	NA	NA
Winter Wheat - Harvested	14	6	19	26

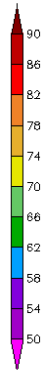
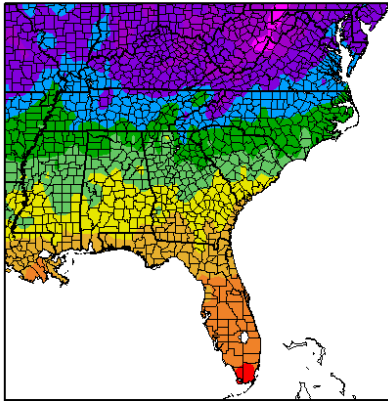
Conditions for Week Ending 05/22/16

Crop	Very poor	Poor	Fair	Good	Excellent
	(percent)	(percent)	(percent)	(percent)	(percent)
Blueberries.....	1	14	37	42	6
Cattle	1	3	19	63	14
Corn	0	3	21	55	21
Oats	0	8	29	55	8
Pasture and range.....	2	6	31	52	9
Peaches.....	0	0	11	65	24
Rye	1	4	43	47	5
Tobacco.....	1	2	32	52	13
Winter Wheat	0	5	32	52	11

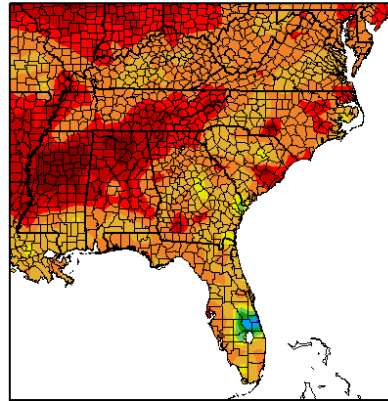
Soil Moisture for Week Ending 05/22/16

Topsoil	This week	Previous week	5 Year avg
	(percent)	(percent)	(percent)
Very short.....	3	11	14
Short.....	25	50	33
Adequate.....	60	33	46
Surplus.....	12	6	7
Subsoil	This week	Previous week	5 Year avg
	(percent)	(percent)	(percent)
Very short.....	5	8	11
Short.....	24	37	31
Adequate.....	66	52	52
Surplus.....	5	3	6

Temperature (F)
5/16/2016 – 5/22/2016



Precipitation (in)
5/16/2016 – 5/22/2016



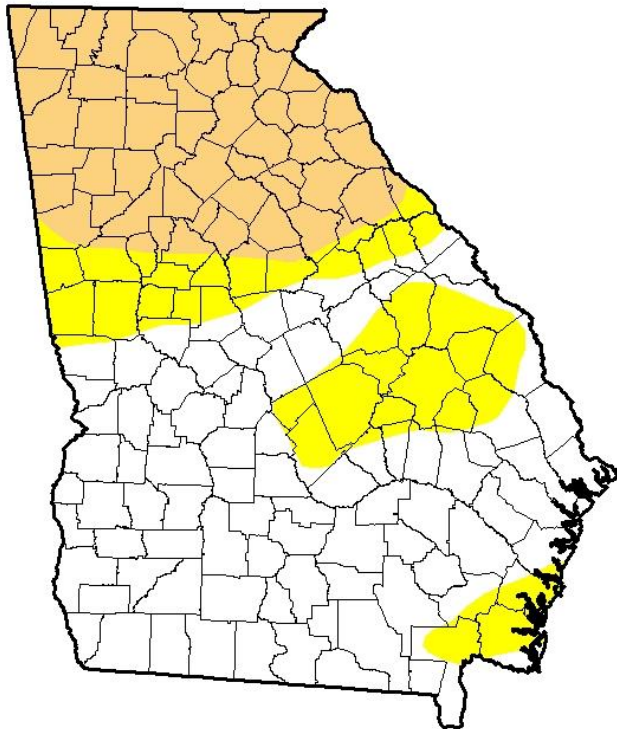
Generated 5/23/2016 at HPRCC using provisional data.

Regional Climate Centers Generated 5/23/2016 at HPRCC using provisional data.

Regional Climate Centers

<http://www.hprcc.unl.edu>

U.S. Drought Monitor Georgia



May 17, 2016

(Released Thursday, May 19, 2016)

Valid 8 a.m. EDT

Drought Conditions (Percent Area)

	None	D0-D4	D1-D4	D2-D4	D3-D4	D4
Current	52.92	47.08	27.04	0.00	0.00	0.00
Last Week 5/10/2016	58.12	41.88	26.44	0.00	0.00	0.00
3 Months Ago 2/16/2016	98.71	1.29	0.00	0.00	0.00	0.00
Start of Calendar Year 12/29/2015	87.36	12.64	0.00	0.00	0.00	0.00
Start of Water Year 9/29/2015	63.46	36.54	17.71	1.20	0.00	0.00
One Year Ago 5/19/2015	65.43	34.57	0.00	0.00	0.00	0.00

Intensity:

- D0 Abnormally Dry
- D1 Moderate Drought
- D2 Severe Drought
- D3 Extreme Drought
- D4 Exceptional Drought

The Drought Monitor focuses on broad-scale conditions. Local conditions may vary. See accompanying text summary for forecast statements.

Author:
David Simeral
Western Regional Climate Center



<http://droughtmonitor.unl.edu/>