



United States Department of Agriculture
National Agricultural Statistics Service
Georgia Crop Progress
and Condition Report



Cooperating with the Georgia Department of Agriculture and the Cooperative Extension Service
 Southern Regional Field Office · 355 East Hancock Avenue, Suite 100 · Athens, GA 30601 · (706) 546-2236
www.nass.usda.gov

October 31, 2016

Media Contact: Jim Ewing

General

According to the National Agricultural Statistics Service in Georgia, there were 6.8 days suitable for fieldwork for the week ending Sunday, October 30, 2016. Precipitation estimates indicated no rain throughout the entire state. Average high temperatures ranged from the low to mid 80s. Average low temperatures ranged from the high 40s to the high 50s.

County Comments

Another week, same story. No rain, no grass, no way to plant winter annuals. Many livestock animals are in a lesser body condition than ideal to go through winter.

Greg Bowman, Gordon County

Lack of rain continues to plague the county. Most cattlemen are giving up hope of having a chance to plant temporary winter grazing like oats or ryegrass. Cattlemen are encouraged to soil sample now and develop a game plan for fertility management when a time to plant arises.

Michael Wheeler, Hall County

Previous response to winter wheat progress was obviously a mistake. Conditions remain dry. No winter grazing or small grains have been planted. Many ponds have dried and the Flint River is 0.75 feet at the highway 19 bridge. I have noticed increasing brush fires across the region as a result of the ongoing drought.

Jeff Cook, Taylor/Peach County

Harvesting of cotton, soybeans, peanuts, and pecans continues despite dry conditions. Livestock producers beginning to feed hay to livestock due to poor conditions of pastures. Non-irrigated fields of winter grazing that have emerged are not growing due to lack of rain and soil moisture.

Raymond Joyce, Laurens County

Crop Progress for Week Ending 10/30/16

Crop stage	This week (percent)	Prev week (percent)	Prev year (percent)	5 Year avg (percent)
Cotton - Bolls Opening...	98	97	99	97
Cotton - Harvested	61	47	40	43
Oats - Planted	42	38	49	47
Peanuts - Dug	91	83	85	87
Peanuts - Harvested.....	80	70	68	75
Pecans - Harvested.....	20	15	23	23
Rye - Planted	42	31	53	53
Sorghum - Harvested	80	79	83	61
Soybeans - Dropping Leaves.....	95	88	NA	NA
Soybeans - Harvested....	53	42	42	34
Winter Wheat - Planted ..	22	19	16	19

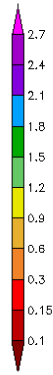
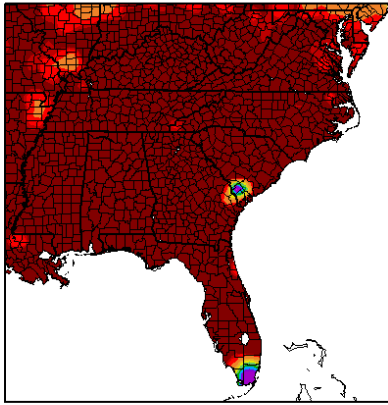
Conditions for Week Ending 10/30/16

Crop	Very poor (percent)	Poor (percent)	Fair (percent)	Good (percent)	Excellent (percent)
Cattle	4	13	37	39	7
Cotton	4	14	31	42	9
Pasture and range.....	34	29	23	12	2
Pecans.....	1	7	22	52	18
Soybeans.....	7	16	36	36	5

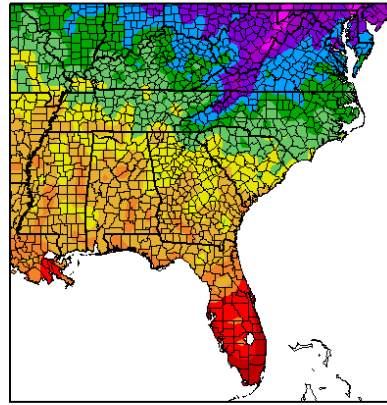
Soil Moisture for Week Ending 10/30/16

Topsoil	This week (percent)	Previous week (percent)	5 Year avg (percent)
Very short.....	45	38	12
Short.....	35	35	35
Adequate.....	18	25	50
Surplus.....	2	2	3
Subsoil	This week (percent)	Previous week (percent)	5 Year avg (percent)
Very short.....	40	31	12
Short.....	35	39	35
Adequate.....	23	30	51
Surplus.....	2	0	2

Precipitation (in)
10/24/2016 – 10/30/2016



Temperature (F)
10/24/2016 – 10/30/2016



Generated 10/31/2016 at HPRCC using provisional data.

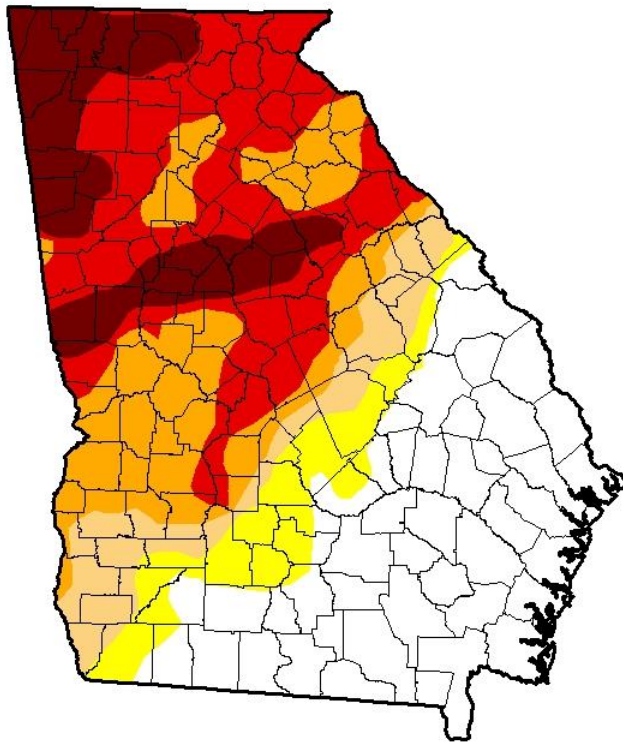
Regional Climate Centers Generated 10/31/2016 at HPRCC using provisional data.

Regional Climate Centers

<http://www.hprcc.unl.edu>

U.S. Drought Monitor Georgia

October 25, 2016
(Released Thursday, Oct. 27, 2016)
Valid 8 a.m. EDT



Drought Conditions (Percent Area)

	None	D0-D4	D1-D4	D2-D4	D3-D4	D4
Current	33.95	66.05	57.89	49.92	33.67	12.13
Last Week 10/18/2016	33.95	66.05	57.89	47.54	29.24	4.59
3 Months Ago 7/26/2016	34.89	65.11	37.74	28.47	10.59	0.00
Start of Calendar Year 1/2/2015	87.36	12.64	0.00	0.00	0.00	0.00
Start of Water Year 9/27/2016	35.37	64.63	45.84	34.50	14.67	1.58
One Year Ago 10/27/2015	68.49	31.51	13.83	0.00	0.00	0.00

Intensity:

- D0 Abnormally Dry
- D1 Moderate Drought
- D2 Severe Drought
- D3 Extreme Drought
- D4 Exceptional Drought

The Drought Monitor focuses on broad-scale conditions. Local conditions may vary. See accompanying text summary for forecast statements.

Author:
David Simeral
Western Regional Climate Center



<http://droughtmonitor.unl.edu/>