



United States Department of Agriculture
National Agricultural Statistics Service
**Georgia Crop Progress
and Condition Report**



Cooperating with the Georgia Department of Agriculture and the Cooperative Extension Service
Southern Regional Field Office · 355 East Hancock Avenue, Suite 100 · Athens, GA 30601 · (706) 546-2236
www.nass.usda.gov

April 3, 2017

Media Contact: Jim Ewing

General

According to the National Agricultural Statistics Service in Georgia, there were 6.2 days suitable for fieldwork for the week ending Sunday, April 2, 2017. Precipitation estimates for the state ranged from no rain up to 3.2 inches. Average high temperatures ranged from the mid 60s to the high 80s. Average low temperatures ranged from the high 40s to the low 60s.

County Comments

Overall, pastures are still overgrazed and short. The hard freeze in mid-March set back bermudagrass green up temporarily, but the grass is starting to come back. Producers are still out fertilizing pastures and hayfields.

Adam Speir, Madison County

Strawberries for sale. First ryegrass cutting under way. Some of the flowering peach trees hit by freezing temperatures weeks ago have recovered. Onions doing well; some being sold green, as it is too early here for drying. Unusual lambing and kidding season this year—reports of numerous triplets and even quadruplets.

Susan James, Meriwether County

Freezing temperatures caused an estimated 90% loss in blueberries. Wheat, rye, and oats also suffered damage from freezing temperatures. Dry weather leading up to the freeze had a negative impact on perennial and annual grazing. Corn planting has progressed slowly. Planting conditions have been dry. Producers are irrigating corn in order to get it to germinate.

Peyton Sapp, Burke County

Corn planting finishing up. Cabbage crop progressing fast. Growers are preparing to start planting cotton and peanut crop. Pastures and hayfields are struggling due to lack of moisture. Wheat crop looks fair at best.

Jeremy Kichler, Colquitt County

Crop Progress for Week Ending 04/02/17

Crop stage	This week	Prev week	Prev year	5 Year avg
	(percent)	(percent)	(percent)	(percent)
Blueberries - Blooming...	89	NA	82	NA
Corn - Planted.....	49	NA	37	42
Corn - Emerged.....	31	NA	27	NA
Cotton - Planted.....	0	NA	0	1
Peaches - Blooming.....	87	NA	85	78
Tobacco - Transplanted..	8	NA	4	8
Winter Wheat - Headed..	30	NA	12	NA

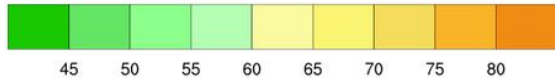
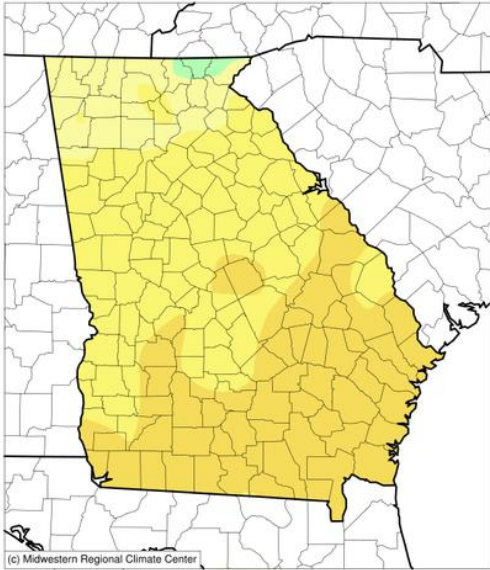
Conditions for Week Ending 04/02/17

Crop	Very poor	Poor	Fair	Good	Excellent
	(percent)	(percent)	(percent)	(percent)	(percent)
Blueberries.....	56	15	8	18	3
Cattle.....	1	6	38	49	6
Oats.....	3	14	41	35	7
Onions.....	0	1	19	55	25
Pasture and range.....	9	23	37	28	3
Peaches.....	2	12	79	7	0
Rye.....	5	10	46	36	3
Winter Wheat.....	4	15	39	38	4

Soil Moisture for Week Ending 04/02/17

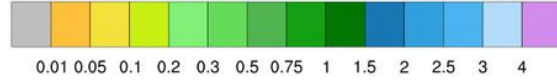
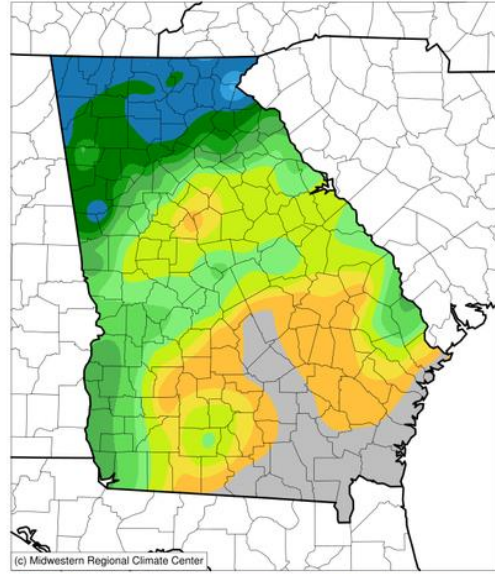
Topsoil	This week	Previous week	5 Year avg
	(percent)	(percent)	(percent)
Very short.....	16	16	2
Short.....	45	38	12
Adequate.....	37	44	62
Surplus.....	2	2	24
Subsoil	This week	Previous week	5 Year avg
	(percent)	(percent)	(percent)
Very short.....	13	8	4
Short.....	39	36	12
Adequate.....	47	54	69
Surplus.....	1	2	15

Average Temperature (°F)
March 27, 2017 to April 02, 2017



<http://mrcc.isws.illinois.edu/CLIMATE/>

Accumulated Precipitation (in)
March 27, 2017 to April 02, 2017



<http://mrcc.isws.illinois.edu/CLIMATE/>

U.S. Drought Monitor Georgia

March 28, 2017

(Released Thursday, Mar. 30, 2017)

Valid 8 a.m. EDT

Drought Conditions (Percent Area)

	None	D0-D4	D1-D4	D2-D4	D3-D4	D4
Current	1.09	98.91	26.80	17.22	4.59	0.00
Last Week 03-21-2017	38.50	61.50	26.89	19.08	6.94	0.00
3 Months Ago 12-27-2016	8.84	91.16	80.67	59.38	49.64	26.52
Start of Calendar Year 01-03-2017	11.31	88.69	73.48	39.33	19.28	0.00
Start of Water Year 09-27-2016	35.37	64.63	45.84	34.50	14.67	1.58
One Year Ago 03-29-2016	68.57	31.43	0.00	0.00	0.00	0.00

Intensity:

- D0 Abnormally Dry
- D1 Moderate Drought
- D2 Severe Drought
- D3 Extreme Drought
- D4 Exceptional Drought

The Drought Monitor focuses on broad-scale conditions. Local conditions may vary. See accompanying text summary for forecast statements.

Author:

Eric Luebbehusen
U.S. Department of Agriculture



<http://droughtmonitor.unl.edu/>

