



United States Department of Agriculture
National Agricultural Statistics Service
Georgia Crop Progress
and Condition Report



Cooperating with the Georgia Department of Agriculture and the Cooperative Extension Service
 Southern Regional Field Office · 355 East Hancock Avenue, Suite 100 · Athens, GA 30601 · (706) 546-2236
www.nass.usda.gov

May 15, 2017

Media Contact: Jim Ewing

General

According to the National Agricultural Statistics Service in Georgia, there were 6.0 days suitable for fieldwork for the week ending Sunday, May 14, 2017. Precipitation estimates for the state ranged from no rain up to 1.8 inches. Average high temperatures ranged from the low 70s to the high 80s. Average low temperatures ranged from the high 40s to the mid 60s.

County Comments

An extreme drought persists, despite rainfall. We are hoping for a week or so of dry conditions to get the first cutting of hay baled.

Steven Patrick, Habersham County

Some rushed to put up hay before the rain at the end of the week arrived. Those who have well managed fields started their second cutting of ryegrass. Armyworms are a concern with sightings on county borders.

Trey Gafnea, Jasper County

Candler County is a little dry, and a lot of farmers are waiting for some moisture before planting the remainder of their crops. All but approximately 15 acres of onions are out of the fields. Tobacco looks fair. Livestock and pastures look pretty good.

Chris Earls, Candler County

Row crops are starting to show signs of drought stress. Most producers are busy managing irrigation to compensate for below-average rainfall. Many fields have sand blasting damage from the high winds over the last few days.

Brock Ward, Miller County

Sporadic rain caused dry land stands to emerge unevenly. We got a good rain on Saturday that was much needed. Pasture and hayfields are looking better; they came in very thin from last year's drought stress.

Jennifer Miller, Jeff Davis County

Crop Progress for Week Ending 05/14/17

Crop stage	This week (percent)	Prev week (percent)	Prev year (percent)	5 Year avg (percent)
Blueberries - Harvested..	70	51	38	33
Corn - Emerged.....	96	93	93	NA
Cotton - Planted.....	38	22	38	36
Hay - 1st Cutting.....	55	44	64	53
Oats - Harvested.....	12	6	15	16
Onions - Harvested.....	89	71	85	68
Peaches - Harvested.....	4	2	NA	NA
Peanuts - Planted.....	48	28	46	41
Rye - Harvested.....	27	13	13	14
Sorghum - Planted.....	27	19	22	29
Soybeans - Planted.....	22	11	21	17
Soybeans - Emerged.....	4	NA	NA	NA
Winter wheat - Harvested	6	1	6	11

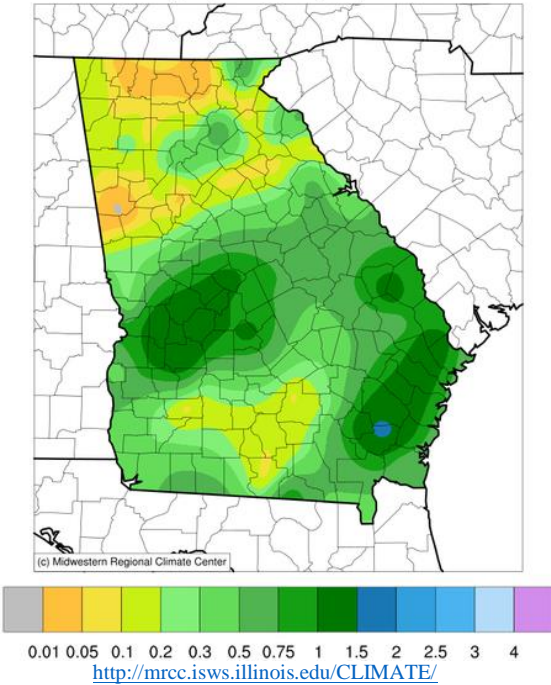
Conditions for Week Ending 05/14/17

Crop	Very poor (percent)	Poor (percent)	Fair (percent)	Good (percent)	Excellent (percent)
Cattle	1	6	36	50	7
Corn	0	3	21	61	15
Oats	4	11	44	35	6
Pasture and range.....	5	18	39	34	4
Peaches.....	4	11	66	18	1
Rye	5	14	44	35	2
Tobacco.....	2	8	25	56	9
Winter wheat	5	18	43	32	2

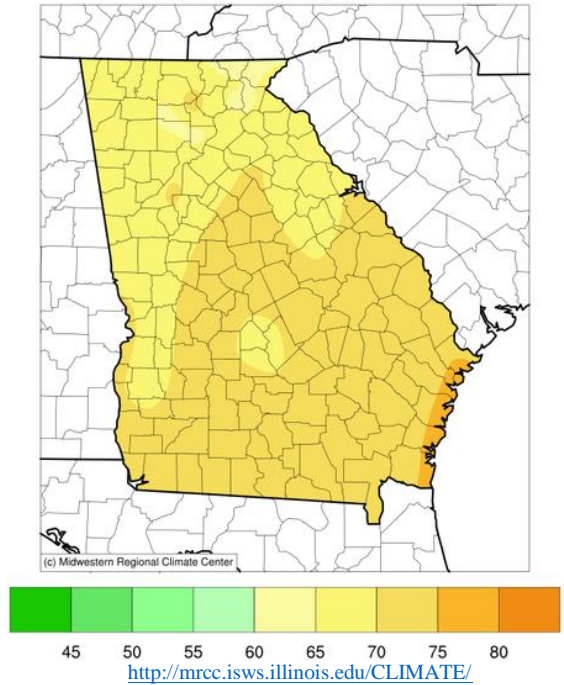
Soil Moisture for Week Ending 05/14/17

Topsoil	This week (percent)	Previous week (percent)	5 Year avg (percent)
Very short.....	8	5	5
Short.....	39	24	30
Adequate.....	52	67	54
Surplus.....	1	4	11
Subsoil	This week (percent)	Previous week (percent)	5 Year avg (percent)
Very short.....	10	8	6
Short.....	40	36	24
Adequate.....	47	54	62
Surplus.....	3	2	8

Accumulated Precipitation (in)
May 08, 2017 to May 14, 2017



Average Temperature (°F)
May 08, 2017 to May 14, 2017

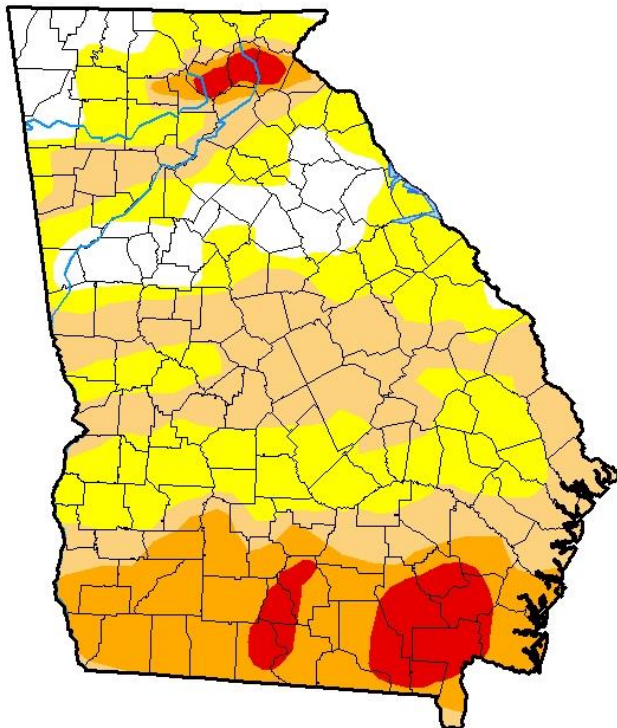


U.S. Drought Monitor Georgia

May 9, 2017

(Released Thursday, May 11, 2017)

Valid 8 a.m. EDT



Drought Conditions (Percent Area)

	None	D0-D4	D1-D4	D2-D4	D3-D4	D4
Current	11.87	88.13	54.20	23.47	6.24	0.00
Last Week 05-02-2017	11.43	88.57	56.83	24.06	1.11	0.00
3 Months Ago 02-07-2017	57.64	42.36	36.22	19.58	3.57	0.00
Start of Calendar Year 01-03-2017	11.31	88.69	73.48	39.33	19.28	0.00
Start of Water Year 09-27-2016	35.37	64.63	45.84	34.50	14.67	1.58
One Year Ago 05-10-2016	58.12	41.88	26.44	0.00	0.00	0.00

Intensity:

- D0 Abnormally Dry
- D1 Moderate Drought
- D2 Severe Drought
- D3 Extreme Drought
- D4 Exceptional Drought

The Drought Monitor focuses on broad-scale conditions. Local conditions may vary. See accompanying text summary for forecast statements.

Author:

Brian Fuchs
National Drought Mitigation Center



<http://droughtmonitor.unl.edu/>