



United States Department of Agriculture
National Agricultural Statistics Service
**Georgia Crop Progress
and Condition Report**



Cooperating with the Georgia Department of Agriculture and the Cooperative Extension Service
Southern Regional Field Office · 355 East Hancock Avenue, Suite 100 · Athens, GA 30601 · (706) 713-5400
www.nass.usda.gov

May 28, 2019

Media Contact: Jacqueline Moore

General

According to the National Agricultural Statistics Service in Georgia, there were 6.6 days suitable for fieldwork for the week ending Sunday, May 26, 2019. Precipitation estimates for the state ranged from no rain to 0.97 inches. Average high temperatures ranged from the mid 70s to the mid 90s. Average low temperatures ranged from the mid 50s to the mid 70s.

County Comments

Temperatures were high and no rain occurred. The heat started affecting crops, especially dry land. Cotton continued to be planted, while peanuts finished being planted. Some sweet corn began to be hand harvested. Downy mildew was found in watermelons in drip irrigation, so growers were warned and suggested to add a downy material to their sprays.

Nan Bostick, Decatur County

Planting stopped on non-irrigated acres. Non-irrigated corn acres continued suffering during this dry period. This is a critical time for moisture because much of the crop is at tassel going into silking. The only positive note regarding dry weather is that conditions were optimal for small grain harvest.

Ty Torrance, Grady County

Extreme temperatures and lack of rain started to show in the fields. Farmers stopped planting any dry land and are having to water up irrigation land. We reached a critical time in corn production at pollination and silking, and water is critical. I heard from many growers who cannot keep the pivot going fast enough to keep moisture in their corn fields. We are very close to finishing up planting. If we could catch a rain, we would probably be done within a week. Wheat harvest continued and will be over very soon.

Cole Moon, Bleckley County

Crop Progress for Week Ending 05/26/19

Crop stage	This week (percent)	Prev week (percent)	Prev year (percent)	5 Year avg (percent)
Blueberries - Harvested..	77	70	63	58
Corn - Silking	20	2	12	10
Cotton - Planted	76	61	64	68
Hay - 1st Cutting	85	77	70	77
Oats - Harvested	59	23	18	37
Peaches - Harvested.....	15	5	9	14
Peanuts - Planted.....	83	69	72	76
Soybeans - Planted.....	56	40	35	42
Soybeans - Emerged.....	40	21	23	24
Winter wheat - Harvested	57	29	24	26

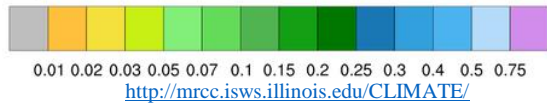
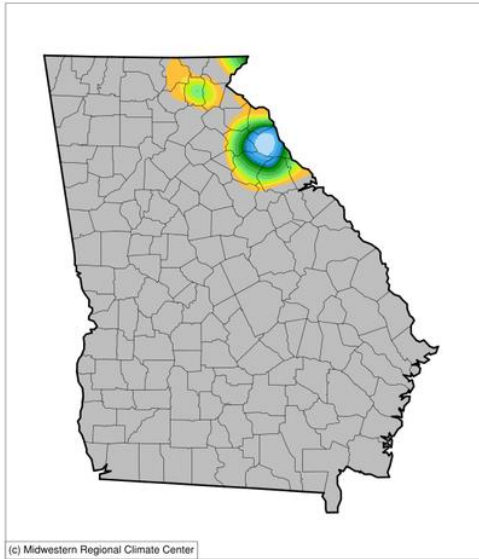
Conditions for Week Ending 05/26/19

Crop	Very poor (percent)	Poor (percent)	Fair (percent)	Good (percent)	Excellent (percent)
Cattle	1	4	25	64	6
Corn	1	6	27	59	7
Cotton	2	6	26	58	8
Oats	0	4	35	59	2
Pasture and range.....	2	11	45	37	5
Peaches.....	0	0	3	36	61
Peanuts.....	1	5	20	70	4
Tobacco.....	0	2	47	51	0
Winter wheat	0	6	33	57	4

Soil Moisture for Week Ending 05/26/19

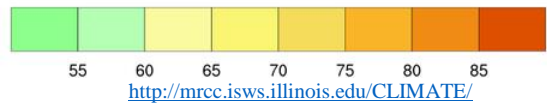
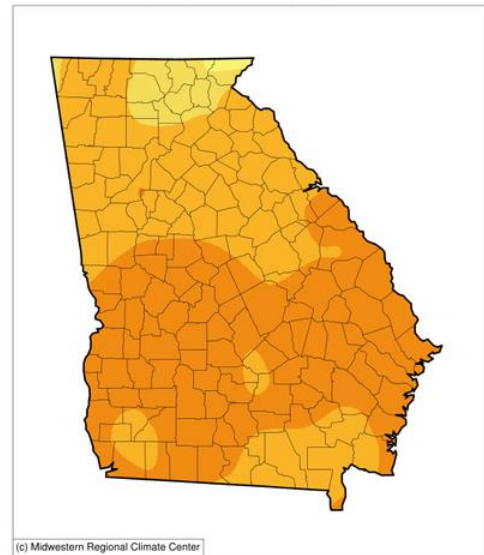
Topsoil	This week (percent)	Previous week (percent)
Very short.....	30	4
Short	47	37
Adequate.....	23	56
Surplus.....	0	3
Subsoil	This week (percent)	Previous week (percent)
Very short.....	12	1
Short	43	21
Adequate.....	45	76
Surplus.....	0	2

Accumulated Precipitation (in)
May 20, 2019 to May 26, 2019



<http://mrcc.isws.illinois.edu/CLIMATE/>

Average Temperature (°F)
May 20, 2019 to May 26, 2019



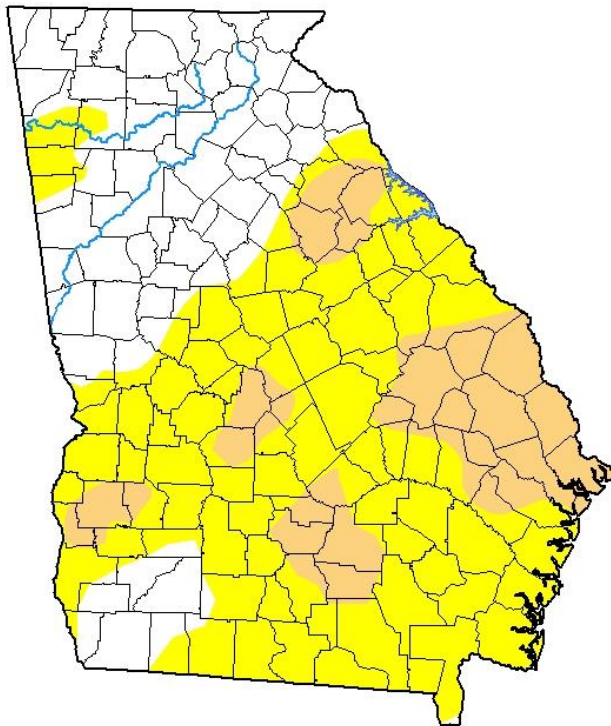
<http://mrcc.isws.illinois.edu/CLIMATE/>

U.S. Drought Monitor Georgia

May 21, 2019

(Released Thursday, May 23, 2019)

Valid 8 a.m. EDT



Drought Conditions (Percent Area)

	None	D0-D4	D1-D4	D2-D4	D3-D4	D4
Current	32.11	67.89	17.85	0.00	0.00	0.00
Last Week 05-14-2019	33.79	66.21	11.72	0.00	0.00	0.00
3 Months Ago 02-19-2019	99.96	0.04	0.00	0.00	0.00	0.00
Start of Calendar Year 01-01-2019	100.00	0.00	0.00	0.00	0.00	0.00
Start of Water Year 09-25-2018	70.95	29.05	6.72	0.00	0.00	0.00
One Year Ago 05-22-2018	66.63	33.37	0.00	0.00	0.00	0.00

Intensity:

- None
- D0 Abnormally Dry
- D1 Moderate Drought
- D2 Severe Drought
- D3 Extreme Drought
- D4 Exceptional Drought

The Drought Monitor focuses on broad-scale conditions. Local conditions may vary. See accompanying text summary for forecast statements.

Author:

Richard Heim
NCEI/NOAA



droughtmonitor.unl.edu