



United States Department of Agriculture
National Agricultural Statistics Service
**Georgia Crop Progress
and Condition Report**



Cooperating with the Georgia Department of Agriculture and the Cooperative Extension Service
Southern Regional Field Office · 355 East Hancock Avenue, Suite 100 · Athens, GA 30601 · (706) 713-5400
www.nass.usda.gov

September 16, 2019

Media Contact: Jacqueline Moore

General

According to the National Agricultural Statistics Service in Georgia, there were 6.6 days suitable for fieldwork for the week ending Sunday, September 15, 2019. Precipitation estimates for the state ranged from no rain to 2.63 inches. Average high temperatures ranged from the low 80s to the high 90s. Average low temperatures ranged from the low 60s to the high 70s.

County Comments

Cattle experienced stress due to the ongoing extreme heat and dry conditions. Forage levels and quality took a drastic downturn. Soybeans reached the stage that any rainfall received in the future would still not be adequate for the crop to fully recover from the damage already incurred by the dry conditions.

Greg Pittman, Jackson County

Cattle began to be fed hay, which is a concern because hay is already in short supply due to dry conditions. The dry weather also shut down dryland cotton and many late planted peanuts will not be worth harvesting.

Jeff Cook, Peach County

Terrell County remained very dry and some dryland peanuts look horrible. Cotton harvest was well underway and modules were accumulating in many fields. Peanuts were being dug as quickly as the combines could keep up. Some dryland fields were dug slightly early in an attempt to take advantage of what little moisture was in the ground. Many fields, however, were so dry that it will take a rainfall to get a peanut plow under the vines. The cotton crop looked fairly promising, but peanuts were hit or miss depending on which fields received good rain. No irrigated peanuts have been dug yet, which will be a better indicator of what could be expected.

Seth McAllister, Terrell County

Crop Progress for Week Ending 09/15/19

Crop stage	This week (percent)	Prev week (percent)	Prev year (percent)	5 Year avg (percent)
Corn - Harvested.....	93	89	91	93
Cotton - Bolls Opening ...	70	59	53	67
Cotton - Harvested.....	4	0	1	1
Hay - 3rd Cutting.....	76	63	77	NA
Peanuts - Dug.....	14	5	8	10
Peanuts - Harvested.....	5	1	3	4
Soybeans - Setting Pods	93	90	NA	NA
Soybeans - Dropping				
Leaves	31	19	30	NA
Tobacco - Harvested.....	94	88	NA	NA

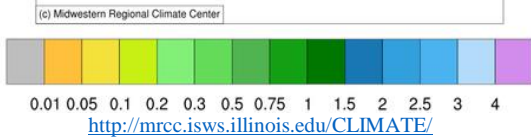
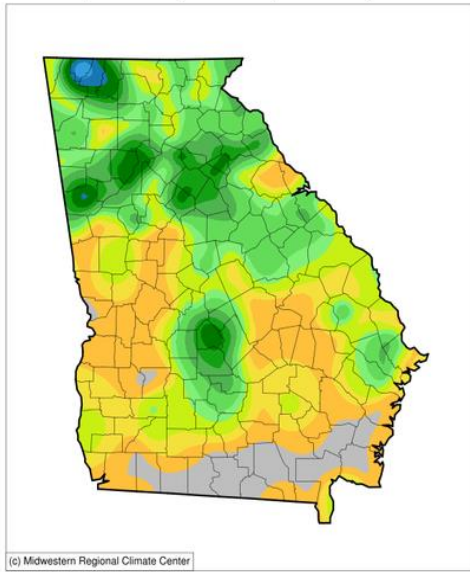
Conditions for Week Ending 09/15/19

Crop	Very poor (percent)	Poor (percent)	Fair (percent)	Good (percent)	Excellent (percent)
Cattle	1	7	26	59	7
Cotton	3	9	31	48	9
Pasture and range.....	5	22	39	31	3
Peanuts.....	1	9	27	54	9
Pecans.....	1	18	15	58	8
Soybeans.....	4	14	41	38	3

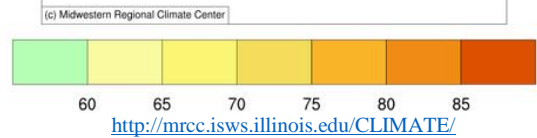
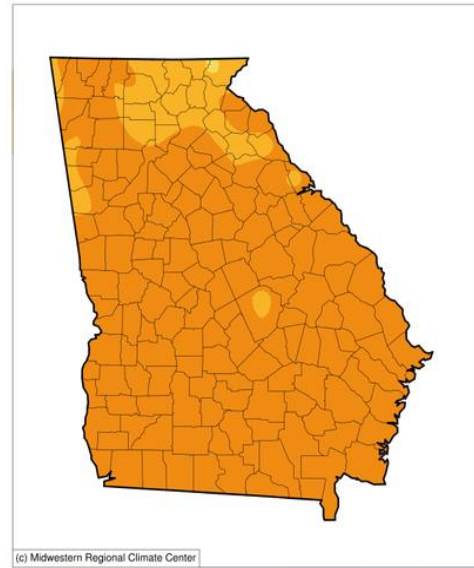
Soil Moisture for Week Ending 09/15/19

Topsoil	This week (percent)	Previous week (percent)
Very short.....	29	20
Short.....	44	44
Adequate.....	26	35
Surplus.....	1	1
Subsoil	This week (percent)	Previous week (percent)
Very short.....	20	13
Short.....	43	42
Adequate.....	37	44
Surplus.....	0	1

Accumulated Precipitation (in)
September 09, 2019 to September 15, 2019

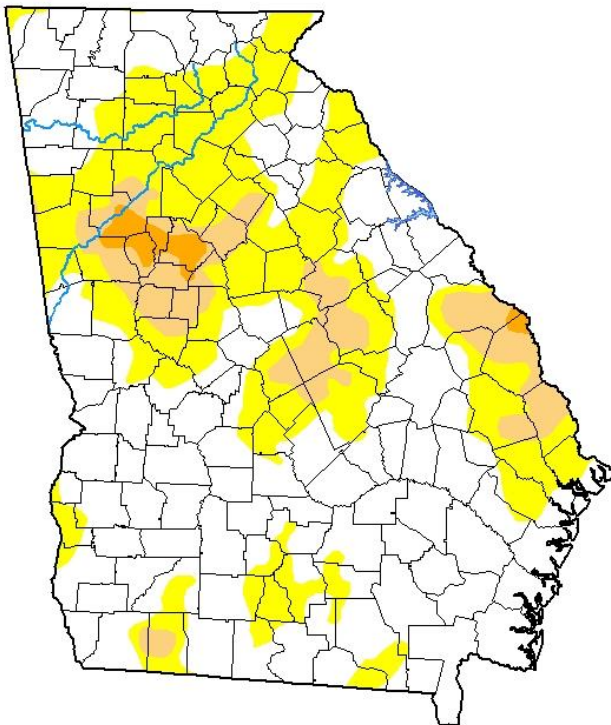


Average Temperature (°F)
September 09, 2019 to September 15, 2019



U.S. Drought Monitor Georgia

September 10, 2019
(Released Thursday, Sep. 12, 2019)
Valid 8 a.m. EDT



Drought Conditions (Percent Area)

	None	D0-D4	D1-D4	D2-D4	D3-D4	D4
Current	59.56	40.44	10.33	1.33	0.00	0.00
Last Week 09-03-2019	72.08	27.92	7.27	0.00	0.00	0.00
3 Months Ago 06-11-2019	28.40	71.60	47.13	3.33	0.00	0.00
Start of Calendar Year 01-01-2019	100.00	0.00	0.00	0.00	0.00	0.00
Start of Water Year 09-25-2018	70.95	29.05	6.72	0.00	0.00	0.00
One Year Ago 09-11-2018	93.01	6.99	0.00	0.00	0.00	0.00

Intensity:

- None
- D0 Abnormally Dry
- D1 Moderate Drought
- D2 Severe Drought
- D3 Extreme Drought
- D4 Exceptional Drought

The Drought Monitor focuses on broad-scale conditions. Local conditions may vary. See accompanying text summary for forecast statements.

Author:

David Miskus
NOAA/NWS/NCEP/CPC



droughtmonitor.unl.edu