



United States Department of Agriculture  
National Agricultural Statistics Service  
**Georgia Crop Progress  
and Condition Report**



Cooperating with the Georgia Department of Agriculture and the Cooperative Extension Service  
Southern Regional Field Office · 355 East Hancock Avenue, Suite 100 · Athens, GA 30601 · (706) 713-5400  
www.nass.usda.gov

September 30, 2019

Media Contact: Jacqueline Moore

**General**

According to the National Agricultural Statistics Service in Georgia, there were 6.8 days suitable for fieldwork for the week ending Sunday, September 29, 2019. Precipitation estimates for the state ranged from no rain to 1.42 inches. Average high temperatures ranged from the low 80s to the high 90s. Average low temperatures ranged from the high 50s to the mid 70s.

**County Comments**

It was possible to work in the fields, but they were hot, dry, and dusty. A short rain shower or two was received, but they did very little to add moisture. Farmers were feeding hay, dipping into winter supplies. Some were drilling winter annuals, which may be a roll of the dice without moisture. It could also be bad if spotty moisture causes germination and then the seedlings die without any additional moisture.

**Greg Bowman, Gordon County**

Nearly all peanut and cotton harvesting stopped due to the dry conditions. It was too dry to dig peanuts, and too dry to properly defoliate cotton. Some fields looked as if sprayed with defoliant but heat and dryness have caused the leaves to fall. Cattle are being sold or fed hay, and many water sources were drying up along with the Flint River. Pines and oaks are suffering, with many looking dead or severely stressed from the lack of rainfall.

**Jeff Cook, Taylor County**

Non-irrigated peanut digging was stopped again. Extremely dry conditions prevented the planting of winter grazing crops. Pastures and hayfields were dry and unproductive. Vegetable producers were struggling to keep up with water demands.

**Ty Torrance, Grady County**

**Crop Progress for Week Ending 09/29/19**

Crop stage	This week (percent)	Prev week (percent)	Prev year (percent)	5 Year avg (percent)
Cotton - Bolls Opening ...	87	81	80	85
Cotton - Harvested .....	18	10	5	8
Hay - 3rd Cutting .....	87	82	89	NA
Oats - Planted .....	1	0	3	8
Peanuts - Dug .....	46	28	37	33
Peanuts - Harvested .....	28	14	23	19
Rye - Planted .....	9	2	3	8
Soybeans - Dropping Leaves .....	62	48	56	NA
Soybeans - Harvested .....	14	3	10	10

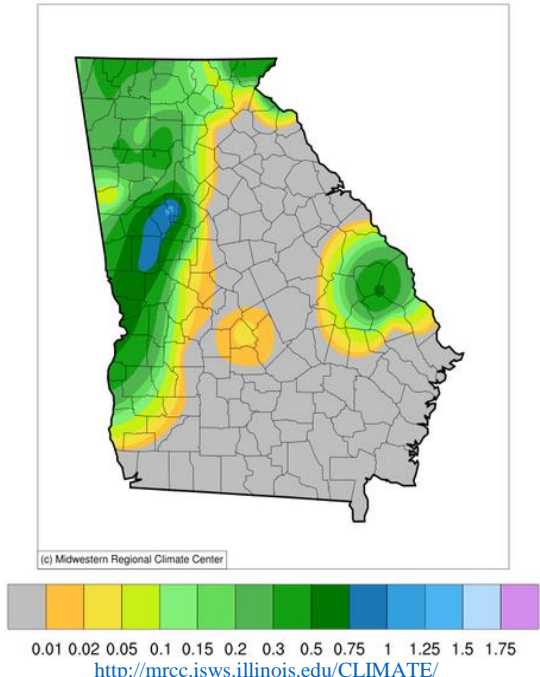
**Conditions for Week Ending 09/29/19**

Crop	Very poor (percent)	Poor (percent)	Fair (percent)	Good (percent)	Excellent (percent)
Cattle .....	3	10	29	53	5
Cotton .....	4	11	31	46	8
Pasture and range .....	15	34	33	17	1
Peanuts .....	2	13	28	50	7
Pecans .....	1	18	20	52	9
Soybeans .....	9	18	40	31	2

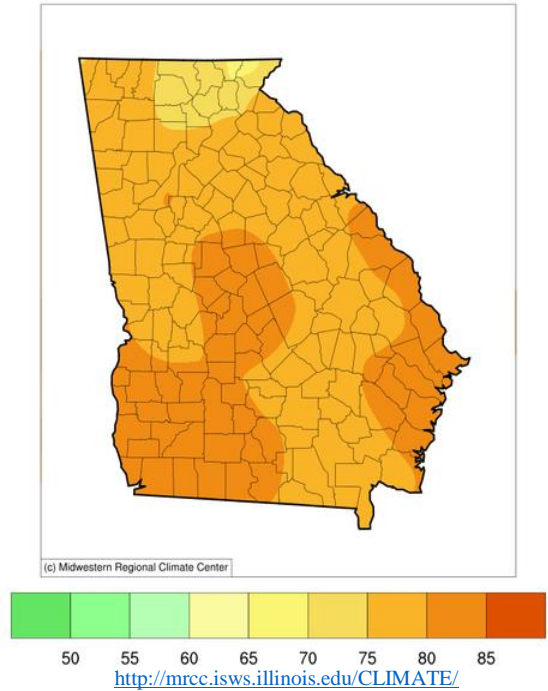
**Soil Moisture for Week Ending 09/29/19**

Topsoil	This week (percent)	Previous week (percent)
Very short .....	63	40
Short .....	29	48
Adequate .....	8	12
Surplus .....	0	0
Subsoil	This week (percent)	Previous week (percent)
Very short .....	47	30
Short .....	39	47
Adequate .....	14	23
Surplus .....	0	0

**Accumulated Precipitation (in)**  
September 23, 2019 to September 29, 2019

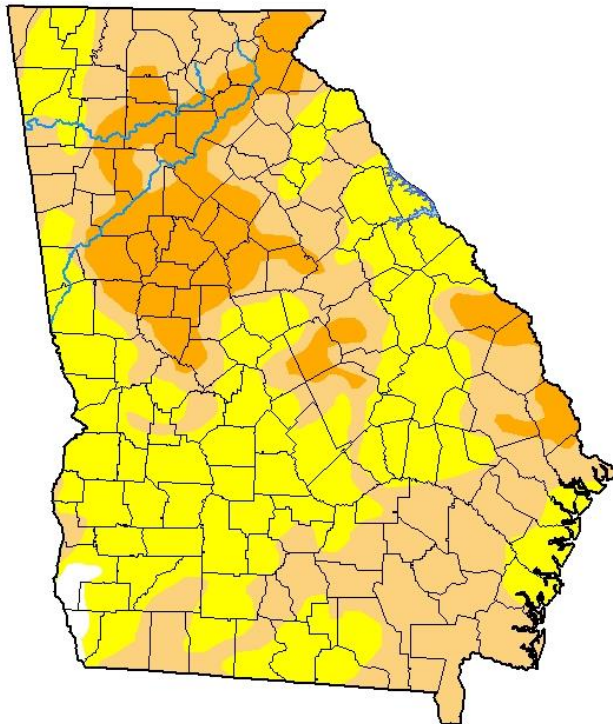


**Average Temperature (°F)**  
September 23, 2019 to September 29, 2019



## U.S. Drought Monitor Georgia

**September 24, 2019**  
(Released Thursday, Sep. 26, 2019)  
Valid 8 a.m. EDT



Drought Conditions (Percent Area)

	None	D0-D4	D1-D4	D2-D4	D3-D4	D4
<b>Current</b>	0.72	99.28	56.20	16.11	0.00	0.00
<b>Last Week</b> 09-17-2019	35.09	64.91	22.42	1.33	0.00	0.00
<b>3 Months Ago</b> 06-25-2019	56.68	43.32	6.12	0.00	0.00	0.00
<b>Start of Calendar Year</b> 01-01-2019	100.00	0.00	0.00	0.00	0.00	0.00
<b>Start of Water Year</b> 09-25-2018	70.95	29.05	6.72	0.00	0.00	0.00
<b>One Year Ago</b> 09-25-2018	70.95	29.05	6.72	0.00	0.00	0.00

**Intensity:**

- None
- D0 Abnormally Dry
- D1 Moderate Drought
- D2 Severe Drought
- D3 Extreme Drought
- D4 Exceptional Drought

The Drought Monitor focuses on broad-scale conditions. Local conditions may vary. See accompanying text summary for forecast statements.

**Author:**

Eric Luebehusen  
U.S. Department of Agriculture



[droughtmonitor.unl.edu](http://droughtmonitor.unl.edu)