



United States Department of Agriculture
National Agricultural Statistics Service
**Georgia Crop Progress
and Condition Report**



Cooperating with the Georgia Department of Agriculture and the Cooperative Extension Service
Southern Regional Field Office · 355 East Hancock Avenue, Suite 100 · Athens, GA 30601 · (706) 713-5400
www.nass.usda.gov

This report contains data collected each week from respondents across the state whose occupations provide them opportunities to discuss agricultural production with farmers in their counties as well as to make visual observations. We thank all who have contributed to this report.

May 2, 2022

Media Contact: Anthony Prillaman

General

According to the National Agricultural Statistics Service in Georgia, there were 6.4 days suitable for fieldwork for the week ending Sunday, May 1, 2022. Precipitation for the state ranged from no rain to 0.6 inches. Average high temperatures ranged from the low 70s to the mid 80s. Average low temperatures ranged from the mid 40s to the low 60s.

Crops

A second consecutive week of dry weather allowed farmers ample time for fieldwork. Moderate drought conditions in southern Georgia began to be an issue and some fields were irrigated. Corn was reported to be in good condition as planting neared completion. Cotton planting continued but was slowed due to a lack of soil moisture in some areas. Onion harvest continued and progressed especially well given ideal harvest weather. Both peanut and soybeans planting progressed well.

Livestock and Pastures

Livestock were mostly in good to fair condition throughout the state. Cattle producers continued to feed hay, although supplies were running low. Flies on cattle were noted to be a problem for some producers in central Georgia.

Crop Progress for Week Ending 05/01/22

Crop stage	Prev year	Prev week	This week	5 Year avg
	(percent)	(percent)	(percent)	(percent)
Blueberries - Harvested	22	19	34	34
Corn – Planted.....	92	87	92	93
Corn – Emerged.....	83	74	84	87
Cotton – Planted.....	12	3	11	13
Hay – First Cutting.....	36	13	26	32
Oats – Harvested.....	4	NA	1	2
Onions – Harvested.....	47	45	73	48
Peanuts – Planted.....	8	3	11	13
Soybeans – Planted.....	11	2	8	7
Tobacco - Transplanted	83	77	92	89
Winter wheat – Headed	91	84	90	93

(NA) Not available

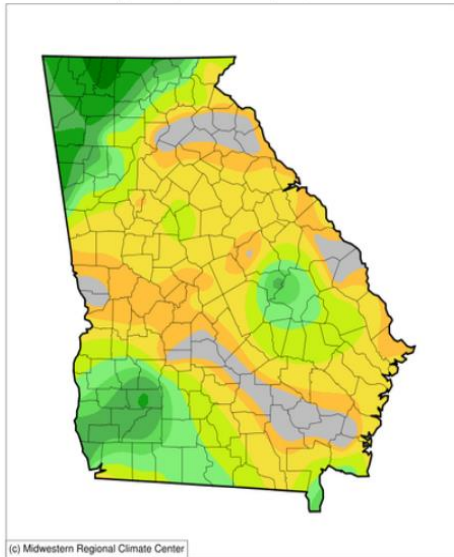
Conditions for Week Ending 05/01/22

Crop	Very poor	Poor	Fair	Good	Excellent
	(percent)	(percent)	(percent)	(percent)	(percent)
Blueberries.....	33	33	27	7	0
Cattle.....	1	4	24	61	10
Corn.....	0	2	33	62	3
Oats.....	0	6	41	50	3
Onions.....	0	0	24	67	9
Pasture and Range	2	7	31	50	10
Peaches.....	0	8	24	49	19
Tobacco.....	0	0	63	33	4
Winter wheat.....	1	4	41	48	6

Soil Moisture for Week Ending 05/01/22

Topsoil	Previous week	This week
	(percent)	(percent)
Very short.....	3	10
Short.....	28	45
Adequate.....	66	43
Surplus.....	3	2
Subsoil	Previous week	This week
	(percent)	(percent)
Very short.....	2	6
Short.....	20	32
Adequate.....	75	59
Surplus.....	3	3

Accumulated Precipitation (in)
April 25, 2022 to May 01, 2022



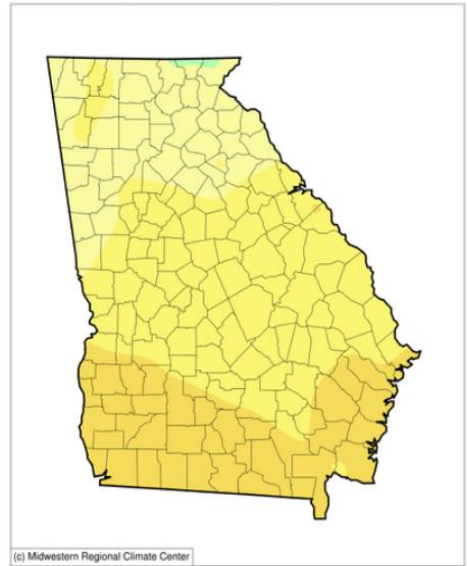
(c) Midwestern Regional Climate Center




0.01 0.02 0.05 0.1 0.15 0.2 0.3 0.5 0.75 1 1.25 1.5 1.75

<http://mrcc.purdue.edu/CLIMATE/>

Average Temperature (°F)
April 25, 2022 to May 01, 2022



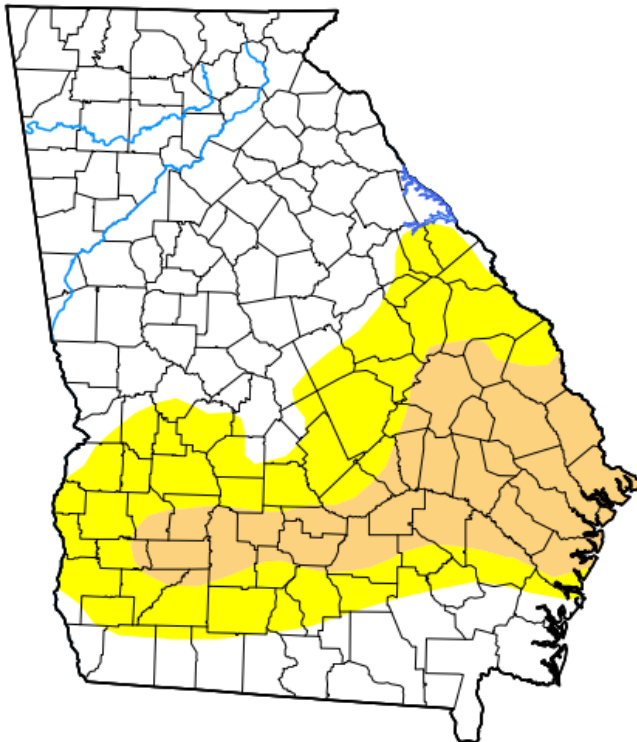
(c) Midwestern Regional Climate Center



45 50 55 60 65 70 75 80

<http://mrcc.purdue.edu/CLIMATE/>

U.S. Drought Monitor Georgia



April 26, 2022

(Released Thursday, Apr. 28, 2022)

Valid 8 a.m. EDT

Drought Conditions (Percent Area)

	None	D0-D4	D1-D4	D2-D4	D3-D4	D4
Current	56.45	43.55	18.46	0.00	0.00	0.00
Last Week 04-19-2022	56.45	43.55	15.14	0.00	0.00	0.00
3 Months Ago 01-25-2022	86.70	13.30	0.00	0.00	0.00	0.00
Start of Calendar Year 01-04-2022	97.01	2.99	0.00	0.00	0.00	0.00
Start of Water Year 09-28-2021	100.00	0.00	0.00	0.00	0.00	0.00
One Year Ago 04-27-2021	77.67	22.33	0.00	0.00	0.00	0.00

Intensity:

- None
- D0 Abnormally Dry
- D1 Moderate Drought
- D2 Severe Drought
- D3 Extreme Drought
- D4 Exceptional Drought

The Drought Monitor focuses on broad-scale conditions. Local conditions may vary. For more information on the Drought Monitor, go to <https://droughtmonitor.unl.edu/About.aspx>

Author:

Brad Rippey
U.S. Department of Agriculture



droughtmonitor.unl.edu