



United States Department of Agriculture
National Agricultural Statistics Service
**Georgia Crop Progress
and Condition Report**



Cooperating with the Georgia Department of Agriculture and the Cooperative Extension Service
Southern Regional Field Office · 355 East Hancock Avenue, Suite 100 · Athens, GA 30601 · (800) 253-4419
www.nass.usda.gov

This report contains data collected each week from respondents across the state whose occupations provide them opportunities to discuss agricultural production with farmers in their counties as well as to make visual observations. We thank all who have contributed to this report.

November 14, 2022

Media Contact: Anthony Prillaman

General

According to the National Agricultural Statistics Service in Georgia, there were 4.7 days suitable for fieldwork for the week ending Sunday, November 13, 2022. Precipitation ranged from 0.5 inches to 2.8 inches of rain. Average high temperatures ranged from the high 60s to the high 70s. Average low temperatures ranged from the high 40s to the low 60s.

Crops

Hurricane Nicole brought much needed rainfall to most of the state. Moderate winds were reported as the hurricane remnants moved through the state, although no major damage was reported. The rain and high winds did reduce the amount of time that farmers had for fieldwork over the week.

Cotton fields continued to be harvested as weather conditions permitted. Later planted cotton in central Georgia was reported to have been damaged by a frost causing bolls in the upper part of the plant to not open. Many fields were being mowed with stalks being pulled and harrowed so that cotton stalks could break down. Both peanut and soybean harvest continued to progress. Small grains and cover crop plantings ramped up as soil moisture levels were improving.

Livestock and Pastures

Cattle remained in good condition while pastures were in fair condition throughout the state. Pasture conditions improved slightly after the much-needed rainfall throughout the week, although most cattle producers continued to supplement with hay.

Crop Progress for Week Ending 11/13/22

Crop stage	Prev year (percent)	Prev week (percent)	This week (percent)	5 Year avg (percent)
Cotton - Harvested.....	54	58	68	64
Oats - Planted.....	63	48	58	62
Onions - Transplanted	13	1	6	13
Peanuts - Harvested	87	89	93	89
Pecans - Harvested	39	38	44	47
Rye - Planted.....	49	40	47	55
Soybeans - Harvested	62	62	74	66
Winter wheat - Planted.....	32	21	27	32
Winter wheat - Emerged	20	8	14	16

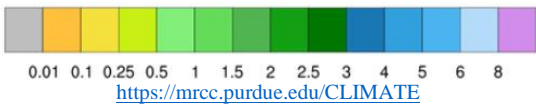
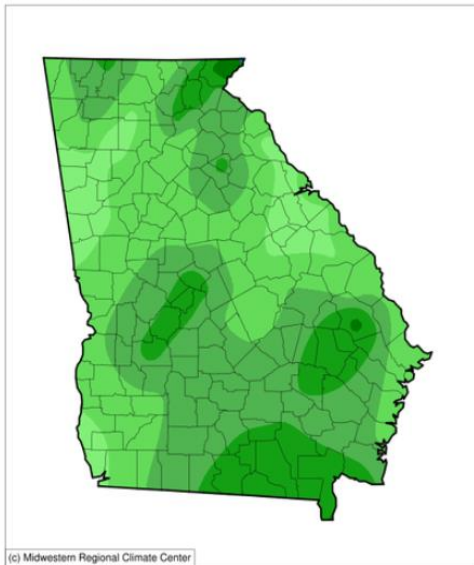
Conditions for Week Ending 11/13/22

Crop	Very poor (percent)	Poor (percent)	Fair (percent)	Good (percent)	Excellent (percent)
Cattle.....	0	3	26	61	10
Pasture and range	4	21	47	24	4
Pecans	0	1	17	70	12

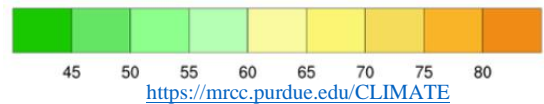
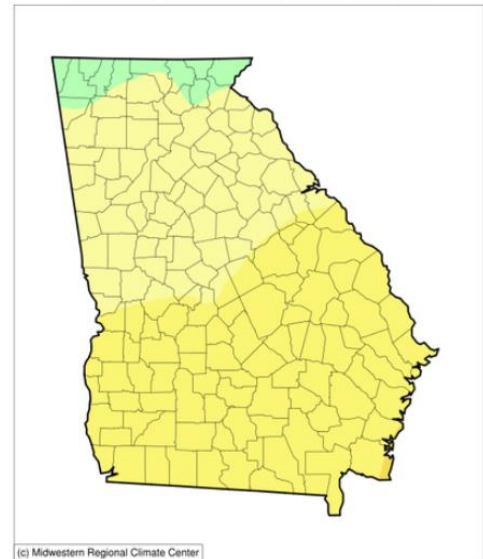
Soil Moisture for Week Ending 11/13/22

Topsoil	Previous week (percent)	This week (percent)
Very short.....	26	12
Short.....	50	32
Adequate	24	49
Surplus	0	7
Subsoil	Previous week (percent)	This week (percent)
Very short.....	19	11
Short.....	48	33
Adequate	32	51
Surplus	1	5

Accumulated Precipitation (in)
November 07, 2022 to November 13, 2022

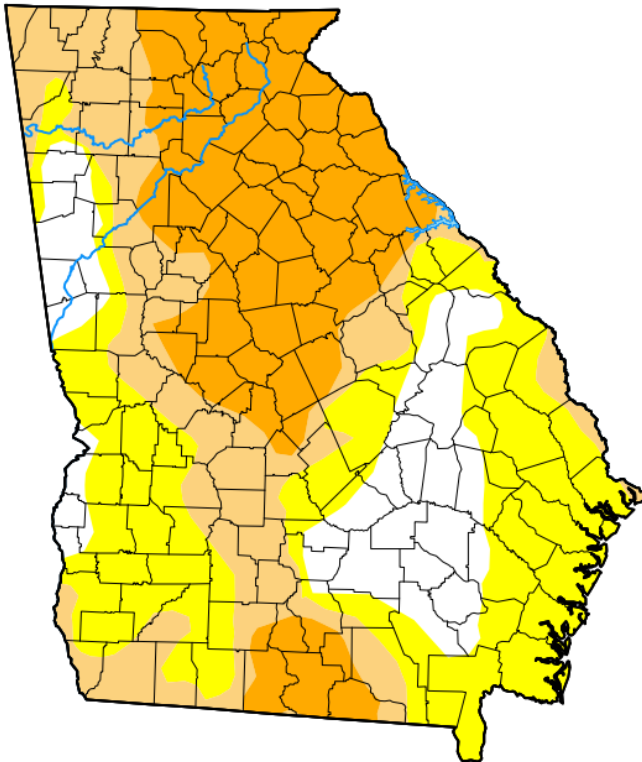


Average Temperature (°F)
November 07, 2022 to November 13, 2022



U.S. Drought Monitor Georgia

November 8, 2022
(Released Thursday, Nov. 10, 2022)
Valid 7 a.m. EST



Drought Conditions (Percent Area)

	None	D0-D4	D1-D4	D2-D4	D3-D4	D4
Current	15.32	84.68	51.88	28.92	0.00	0.00
Last Week <i>11-01-2022</i>	23.41	76.59	39.53	15.66	0.00	0.00
3 Months Ago <i>08-09-2022</i>	77.04	22.96	0.00	0.00	0.00	0.00
Start of Calendar Year <i>01-04-2022</i>	97.01	2.99	0.00	0.00	0.00	0.00
Start of Water Year <i>09-27-2022</i>	76.20	23.80	0.00	0.00	0.00	0.00
One Year Ago <i>11-09-2021</i>	97.74	2.26	0.00	0.00	0.00	0.00

Intensity:

- None
- D0 Abnormally Dry
- D1 Moderate Drought
- D2 Severe Drought
- D3 Extreme Drought
- D4 Exceptional Drought

The Drought Monitor focuses on broad-scale conditions. Local conditions may vary. For more information on the Drought Monitor, go to <https://droughtmonitor.unl.edu/About.aspx>

Author:

Brian Fuchs
National Drought Mitigation Center



droughtmonitor.unl.edu