



United States Department of Agriculture
National Agricultural Statistics Service
**Georgia Crop Progress
and Condition Report**



Cooperating with the Georgia Department of Agriculture and the Cooperative Extension Service
Southern Regional Field Office · 355 East Hancock Avenue, Suite 100 · Athens, GA 30601 · (800) 253-4419
www.nass.usda.gov

This report contains data collected each week from respondents across the state whose occupations provide them opportunities to discuss agricultural production with farmers in their counties as well as to make visual observations. We thank all who have contributed to this report.

April 24, 2023

Media Contact: Anthony Prillaman

General

According to the National Agricultural Statistics Service in Georgia, there were 6.4 days suitable for fieldwork for the week ending Sunday, April 23, 2023. Precipitation ranged from no rain to 1.0 inch of rain. Average high temperatures ranged from the low 70s to the low 80s. Average low temperatures ranged from the low 40s to the mid 50s.

Crops

Ideal weather conditions allowed farmers ample time for fieldwork during the week. Corn continued to be planted across the state and emerging in many areas. Some corn fields were sprayed with herbicides and side-dressed with nitrogen. Cotton, peanut, and soybean planting began in some areas during the week. Cotton and peanut planting are anticipated to ramp up over the next few weeks once temperatures warm up. Harvest of Vidalia onions continued to be wide open and will continue for the next few weeks. Winter wheat headed out and was starting to dry down in some areas. Dry conditions in southern Georgia wheat fields caused farmers to irrigate their crop last week.

Livestock and Pastures

Cattle and pasture and ranges were in good to fair condition throughout the state. Warmer weather and little rain in some areas helped dry up muddy conditions which were troubling livestock producers. Pastures continued to green up and grow with the warmer temperatures.

Crop Progress for Week Ending 04/23/23

Crop stage	Prev year (percent)	Prev week (percent)	This week (percent)	5 Year avg (percent)
Blueberries - Harvested	18	14	20	19
Corn - Planted	85	77	86	88
Corn - Emerged	71	62	76	77
Cotton - Planted	3	1	4	6
Hay - First Cutting	12	1	15	13
Onions - Harvested	43	29	47	30
Peaches - Blooming	99	94	96	97
Peanuts - Planted	3	0	2	3
Soybeans - Planted	2	0	3	1
Tobacco - Transplanted	72	44	71	73
Winter wheat - Headed	83	78	87	86

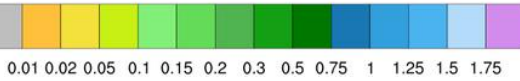
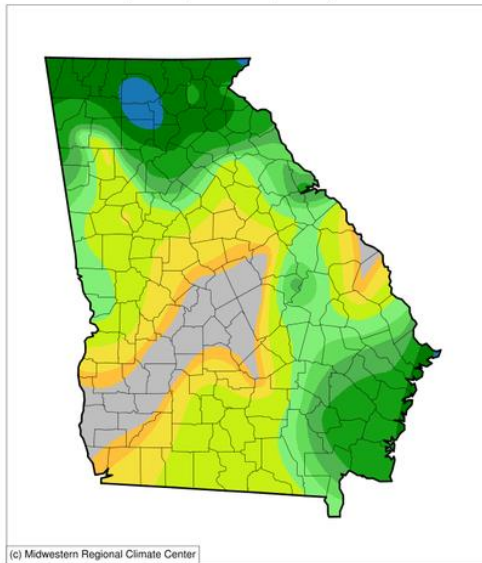
Conditions for Week Ending 04/23/23

Crop	Very poor (percent)	Poor (percent)	Fair (percent)	Good (percent)	Excellent (percent)
Blueberries	1	1	7	81	10
Cattle	2	5	23	55	15
Corn	0	3	22	61	14
Oats	1	5	25	65	4
Onions	0	1	28	66	5
Pasture and range	2	6	31	52	9
Peaches	6	7	25	62	0
Winter wheat	2	4	27	56	11

Soil Moisture for Week Ending 04/23/23

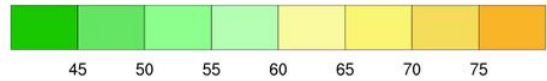
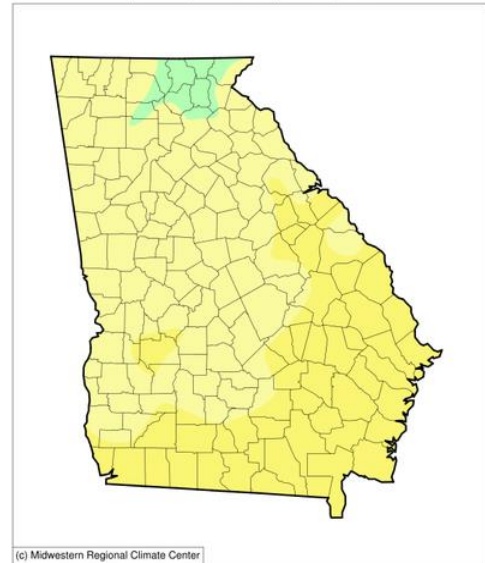
Topsoil	Previous week (percent)	This week (percent)
Very short	1	5
Short	5	17
Adequate	76	70
Surplus	18	8
Subsoil	Previous week (percent)	This week (percent)
Very short	2	5
Short	4	17
Adequate	82	72
Surplus	12	6

Accumulated Precipitation (in)
April 17, 2023 to April 23, 2023



<https://mrcc.purdue.edu/CLIMATE>

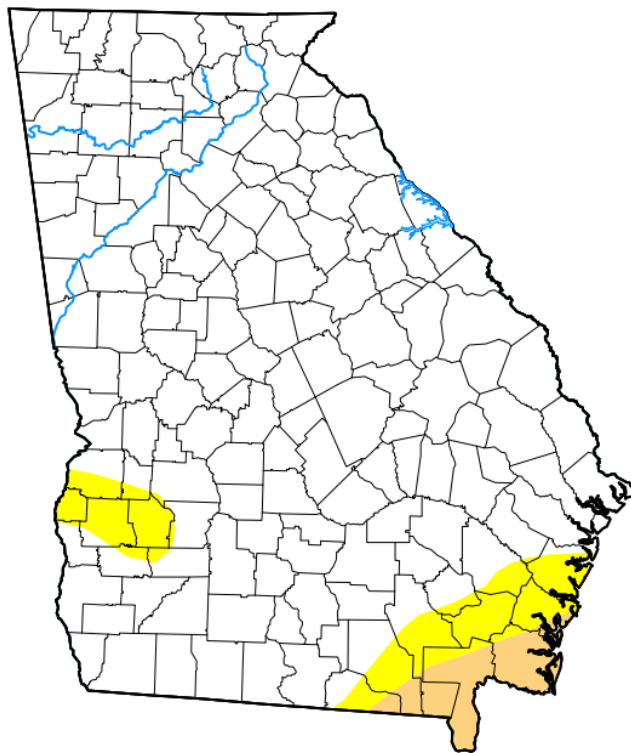
Average Temperature (°F)
April 17, 2023 to April 23, 2023



<https://mrcc.purdue.edu/CLIMATE>

U.S. Drought Monitor Georgia

April 18, 2023
(Released Thursday, Apr. 20, 2023)
Valid 8 a.m. EDT



Drought Conditions (Percent Area)

	None	D0-D4	D1-D4	D2-D4	D3-D4	D4
Current	90.46	9.54	2.99	0.00	0.00	0.00
Last Week 04-11-2023	85.71	14.29	2.81	0.00	0.00	0.00
3 Months Ago 01-17-2023	51.75	48.25	33.85	2.05	0.00	0.00
Start of Calendar Year 01-03-2023	46.36	53.64	28.04	4.81	0.00	0.00
Start of Water Year 09-27-2022	76.20	23.80	0.00	0.00	0.00	0.00
One Year Ago 04-19-2022	56.45	43.55	15.14	0.00	0.00	0.00

Intensity:

- None
- D0 Abnormally Dry
- D1 Moderate Drought
- D2 Severe Drought
- D3 Extreme Drought
- D4 Exceptional Drought

The Drought Monitor focuses on broad-scale conditions. Local conditions may vary. For more information on the Drought Monitor, go to <https://droughtmonitor.unl.edu/About.aspx>

Author:

Richard Tinker
CPC/NOAA/NWS/NCEP



droughtmonitor.unl.edu