



United States Department of Agriculture
National Agricultural Statistics Service
**Georgia Crop Progress
and Condition Report**



Cooperating with the Georgia Department of Agriculture and the Cooperative Extension Service
Southern Regional Field Office · 355 East Hancock Avenue, Suite 100 · Athens, GA 30601 · (800) 253-4419
www.nass.usda.gov

This report contains data collected each week from respondents across the state whose occupations provide them opportunities to discuss agricultural production with farmers in their counties as well as to make visual observations. We thank all who have contributed to this report.

August 28, 2023

Media Contact: Anthony Prillaman

General

According to the National Agricultural Statistics Service in Georgia, there were 6.5 days suitable for fieldwork for the week ending Sunday, August 27, 2023. Precipitation ranged from no rain to 2.4 inches. Average high temperatures ranged from the mid 80s to the high 90s. Average low temperatures ranged from the mid 60s to the high 70s.

Crops

High heat indexes and sparse rainfall across most of the state during the week caused a significant drop in soil moisture levels. According to the US Drought Monitor, 11 percent of the state was experiencing abnormally dry conditions as of August 22nd, compared with less than 4 percent the week prior. The recent stretch of heat and lack of rain helped corn fields to quickly mature and harvest of corn continued to progress. The dry and sunny weather also provided good harvesting conditions for corn. Soybeans progressed as growers applied fungicides during the week. Cotton, soybeans, and peanuts all were noted to be wilting in southwest Georgia due to the extreme heat and inability for irrigation to keep up with crops needs. The dry conditions throughout the week gave farmers ample time to finish up second cuttings of hay and begin on third cuttings.

Livestock and Pastures

Cattle were in mostly good condition, and pastures were in good to fair condition throughout the state. Pasture conditions waned with a lack of rainfall and high temperatures.

Crop Progress for Week Ending 08/27/23

Crop stage	Prev year (percent)	Prev week (percent)	This week (percent)	5 Year avg (percent)
Corn - Mature	96	85	92	95
Corn - Harvested	54	37	53	57
Cotton - Setting Bolls	95	89	94	96
Cotton - Bolls Opening	20	8	15	21
Hay - 2nd Cutting	95	94	96	98
Hay - 3rd Cutting	26	NA	20	31
Soybeans - Blooming	98	89	93	96
Soybeans - Setting Pods ...	89	68	77	85
Soybeans - Drop Leaves ...	9	1	8	5
Tobacco - Harvested	77	80	86	78

(NA) Not available.

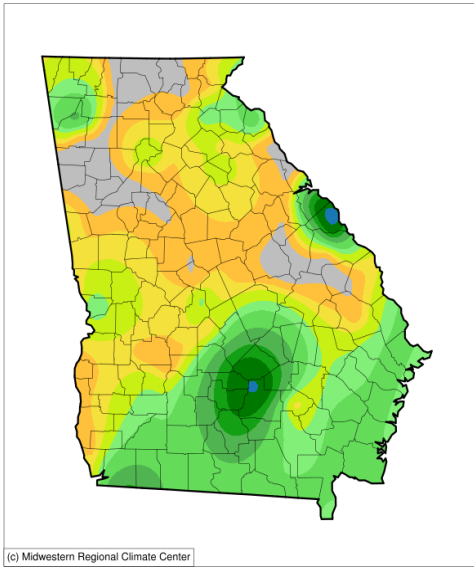
Conditions for Week Ending 08/27/23

Crop	Very poor (percent)	Poor (percent)	Fair (percent)	Good (percent)	Excellent (percent)
Cattle	1	5	28	55	11
Corn	0	3	21	61	15
Cotton	0	7	27	57	9
Pasture and range	3	11	35	45	6
Peanuts	2	8	30	53	7
Pecans	1	2	32	57	8
Soybeans	1	5	25	65	4

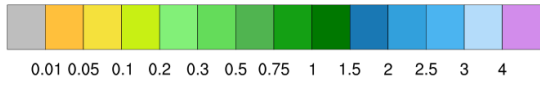
Soil Moisture for Week Ending 08/27/23

Topsoil	Previous week (percent)	This week (percent)
Very short	5	18
Short	30	40
Adequate	61	41
Surplus	4	1
Subsoil	Previous week (percent)	This week (percent)
Very short	4	13
Short	32	44
Adequate	63	42
Surplus	1	1

Accumulated Precipitation (in)
August 21, 2023 to August 27, 2023

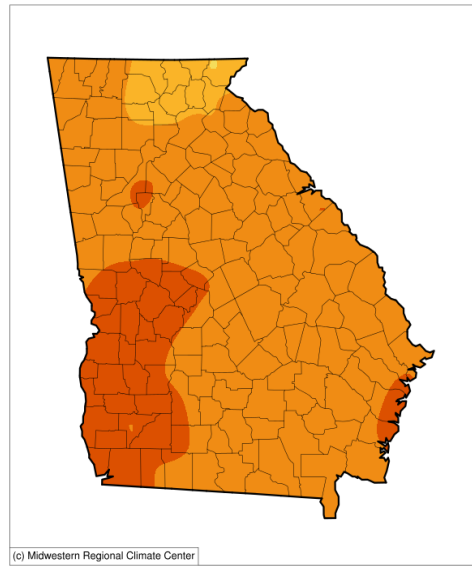


(c) Midwestern Regional Climate Center

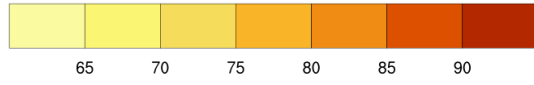


<https://mrcc.purdue.edu/CLIMATE>

Average Temperature (°F)
August 21, 2023 to August 27, 2023



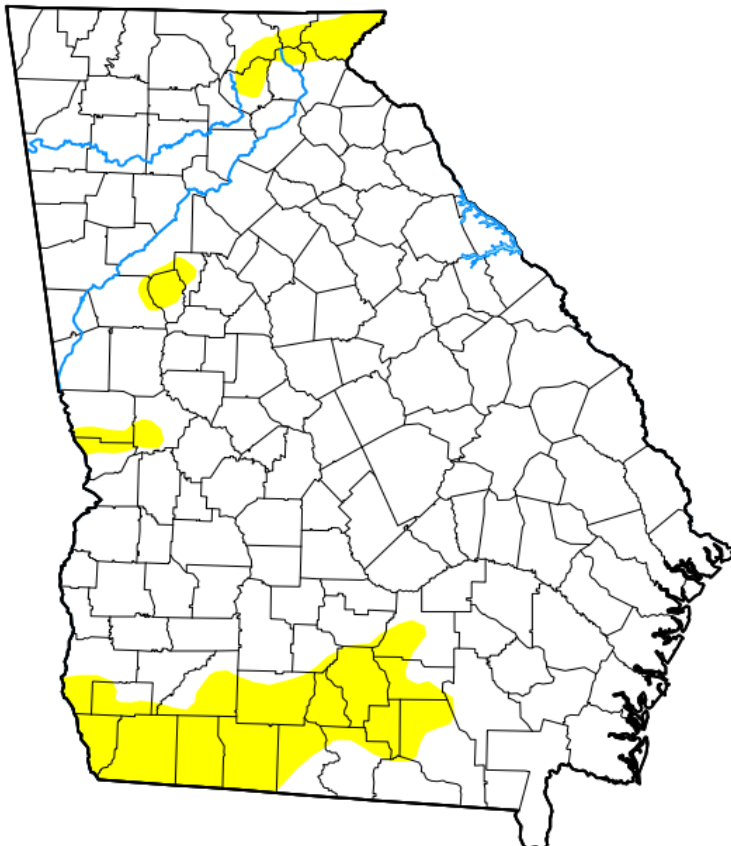
(c) Midwestern Regional Climate Center



<https://mrcc.purdue.edu/CLIMATE>

U.S. Drought Monitor Georgia

August 22, 2023
(Released Thursday, Aug. 24, 2023)
Valid 8 a.m. EDT



Drought Conditions (Percent Area)

	None	D0-D4	D1-D4	D2-D4	D3-D4	D4
Current	89.01	10.99	0.00	0.00	0.00	0.00
Last Week 08-15-2023	96.26	3.74	0.00	0.00	0.00	0.00
3 Months Ago 05-23-2023	95.36	4.64	0.00	0.00	0.00	0.00
Start of Calendar Year 01-03-2023	46.36	53.64	28.04	4.81	0.00	0.00
Start of Water Year 09-27-2022	76.20	23.80	0.00	0.00	0.00	0.00
One Year Ago 08-23-2022	99.95	0.05	0.00	0.00	0.00	0.00

Intensity:

- None
- D0 Abnormally Dry
- D1 Moderate Drought
- D2 Severe Drought
- D3 Extreme Drought
- D4 Exceptional Drought

The Drought Monitor focuses on broad-scale conditions. Local conditions may vary. For more information on the Drought Monitor, go to <https://droughtmonitor.unl.edu/About.aspx>

Author:

David Simeral
Western Regional Climate Center



droughtmonitor.unl.edu