



United States Department of Agriculture  
National Agricultural Statistics Service  
**Georgia Crop Progress  
and Condition Report**



Cooperating with the Georgia Department of Agriculture and the Cooperative Extension Service  
Southern Regional Field Office · 355 East Hancock Avenue, Suite 100 · Athens, GA 30601 · (800) 253-4419  
[www.nass.usda.gov](http://www.nass.usda.gov)

This report contains data collected each week from respondents across the state whose occupations provide them opportunities to discuss agricultural production with farmers in their counties as well as to make visual observations. We thank all who have contributed to this report.

November 27, 2023

Media Contact: Anthony Prillaman

**General**

According to the National Agricultural Statistics Service in Georgia, there were 5.3 days suitable for fieldwork for the week ending Sunday, November 26, 2023. Precipitation ranged from trace amounts to 1.7 inches of rain. Average high temperatures ranged from the mid 50s to the mid 70s. Average low temperatures ranged from the mid 30s to the mid 50s.

**Crops**

Good rainfall amounts across the state helped to replenish soil moisture levels that had been dwindling due to the extreme drought conditions over the past month. Although much more is needed, the amount received last week did help prospects for small grains and winter forage crops.

Cotton, peanut, pecan, and soybean harvesting continued to progress during the week as field conditions permitted. Some pecan producers were noted to be nearing the end of harvest in southwest Georgia due to the light crop this year. Producers were mowing cotton stalks and disking fields as harvesting was wrapping up on crops to get small grains planted. The cooling temperatures and low soil moisture levels caused concern that germination rates in small grains may be low.

**Livestock and Pastures**

Cattle were in mostly good condition while pasture conditions were mostly fair. Forages had little growth which caused livestock producers to continue to feed hay and supplements. Some pastures across western Georgia were noted to have begun to green up due to the recent rains.

**Crop Progress for Week Ending 11/26/23**

Crop stage	Prev year (percent)	Prev week (percent)	This week (percent)	5 Year avg (percent)
Cotton - Harvested.....	85	67	78	79
Oats - Planted.....	73	70	82	75
Onions - Transplanted .....	32	26	54	40
Peanuts - Harvested .....	98	92	97	97
Pecans - Harvested .....	69	61	70	65
Rye - Planted.....	64	62	72	67
Soybeans - Harvested .....	91	82	91	83
Winter wheat - Planted.....	49	43	55	54
Winter wheat - Emerged ....	29	20	32	35

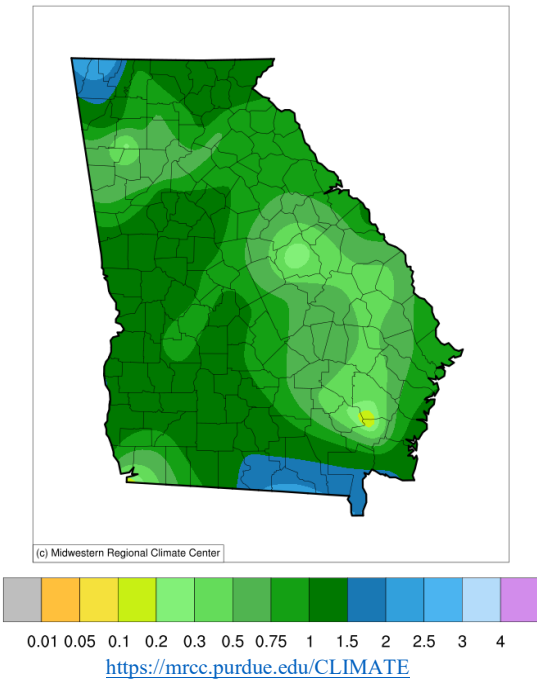
**Conditions for Week Ending 11/26/23**

Crop	Very poor (percent)	Poor (percent)	Fair (percent)	Good (percent)	Excellent (percent)
Cattle.....	2	6	36	47	9
Oats.....	0	3	32	62	3
Pasture and range .....	13	23	32	29	3
Rye.....	0	5	29	65	1

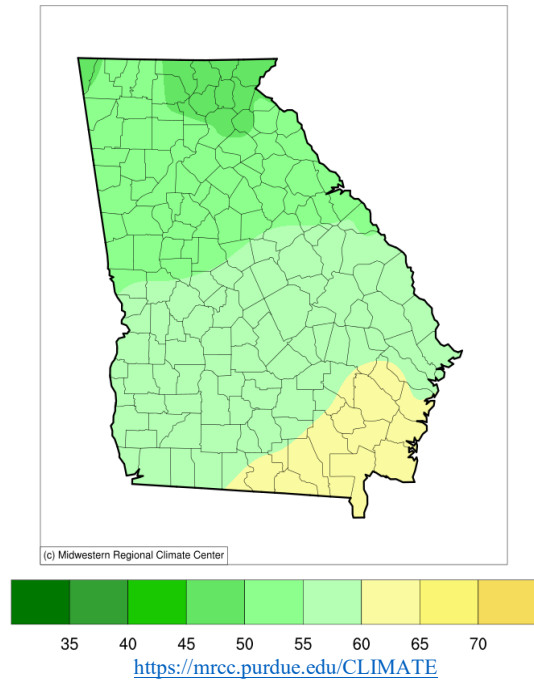
**Soil Moisture for Week Ending 11/26/23**

Topsoil	Previous week (percent)	This week (percent)
Very short.....	25	10
Short.....	35	28
Adequate .....	38	58
Surplus .....	2	4
Subsoil	Previous week (percent)	This week (percent)
Very short.....	25	17
Short.....	37	27
Adequate .....	38	55
Surplus .....	0	1

**Accumulated Precipitation (in)**  
November 20, 2023 to November 26, 2023

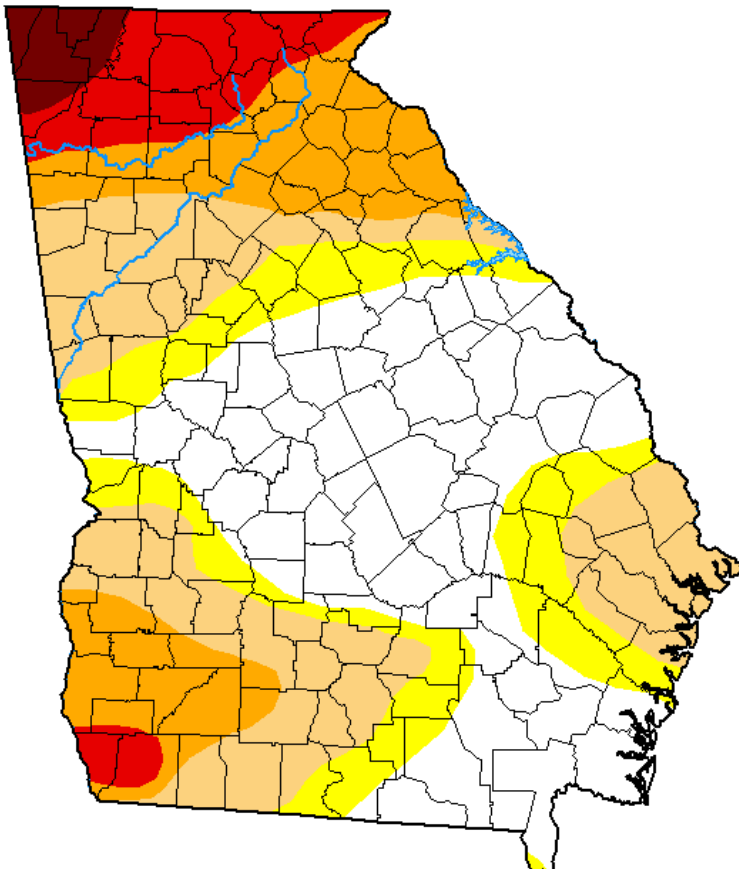


**Average Temperature (°F)**  
November 20, 2023 to November 26, 2023



## U.S. Drought Monitor Georgia

**November 21, 2023**  
(Released Wednesday, Nov. 22, 2023)  
Valid 7 a.m. EST



Drought Conditions (Percent Area)

	None	D0-D4	D1-D4	D2-D4	D3-D4	D4
<b>Current</b>	36.08	63.92	48.47	24.74	9.71	2.15
<b>Last Week</b> 11-14-2023	39.56	60.44	41.24	19.52	9.20	2.14
<b>3 Months Ago</b> 08-22-2023	89.01	10.99	0.00	0.00	0.00	0.00
<b>Start of Calendar Year</b> 01-03-2023	46.36	53.64	28.04	4.81	0.00	0.00
<b>Start of Water Year</b> 09-26-2023	78.43	21.57	4.17	0.00	0.00	0.00
<b>One Year Ago</b> 11-22-2022	29.65	70.35	45.09	20.27	0.00	0.00

Intensity:

- None
- D0 Abnormally Dry
- D1 Moderate Drought
- D2 Severe Drought
- D3 Extreme Drought
- D4 Exceptional Drought

The Drought Monitor focuses on broad-scale conditions. Local conditions may vary. For more information on the Drought Monitor, go to <https://droughtmonitor.unl.edu/About.aspx>

Author:

Brad Rippey  
U.S. Department of Agriculture



[droughtmonitor.unl.edu](https://droughtmonitor.unl.edu)