


HAWAII AQUACULTURE



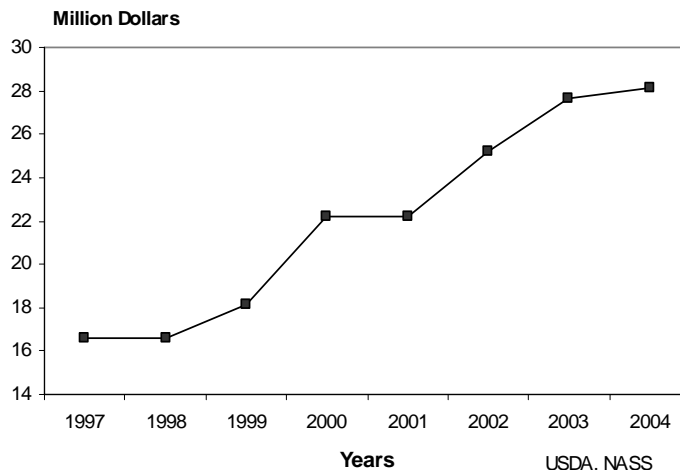
Frequency: Annual

Release: September 1, 2005

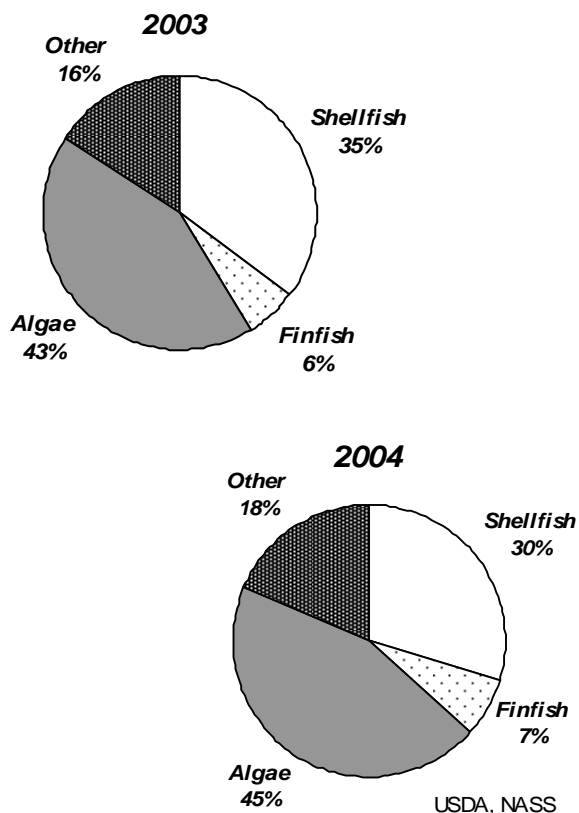
HAWAII AQUACULTURE VALUE UP 2 PERCENT

In 2004, Hawaii grown aquaculture totaled \$28.1 million, up 2 percent from a year ago. Algae, other aquaculture, and finfish increased in value from the previous year. Algae sales accounted for 45 percent of the value and amounting to \$12.6 million, followed by shellfish with \$8.3 million, comprising 30 percent of the total. The 'other' category, which includes ornamentals, seed stock, brood stock, and others accounted for 18 percent or \$5.2 million and rising 20 percent above the 2003 total. Finfish increased 14 percent to \$2.0 million and making up the remaining 7 percent. Hawaii County continued to lead the State in aquaculture sales with \$21.2 million or 75 percent of the total value. Honolulu County contributed \$5.2 million or 19 percent of the total. Sales from Kauai and Maui County accounted for the remaining 6 percent.

Hawaii Aquaculture: Value, State of Hawaii, 1997-2004



Aquaculture: Percent of Total Sales, State of Hawaii



USDA, NASS, Hawaii Office

Hawaii Department of Agriculture
1428 South King Street
Honolulu, HI 96814-2512
Phone: (808) 973-9588
Fax: (808) 973-2909

Internet Web Site:

<http://www.nass.usda.gov/hi/speccrop/aqua.htm>

Mark E. Hudson

Director

Steve Gunn

Deputy Director

Regina Hidano

Agricultural Statistician

Joyce Jay

Statistical Assistant

Contributing:

| | |
|--------------------------|-------------------------------|
| Robert Miyake | Hawaii County |
| David Mattice | Hawaii County |
| Naomi Landgraf | Maui County |
| June Okamura | Honolulu County, Kauai County |
| Hawaii NASDA Enumerators | |

| AQUACULTURE: Number of Operations, Production, and Value, by Counties, 2000 - 2004 | | | | | | | | | |
|--|----------------------|------------------------|------------|-----------|---------------|--------------|---------------|--------------------|---------------|
| Year | Number of Operations | Production | | | Value | | | | |
| | | Shellfish ¹ | Finfish | Algae | Shellfish | Finfish | Algae | Other ² | Total |
| | | 1,000 pounds | | | 1,000 dollars | | | | |
| State | | | | | | | | | |
| 2000 | 85 | 1,190 | 440 | 1,268 | 7,677 | 2,302 | 8,447 | 3,744 | 22,170 |
| 2001 | 80 | 1,166 | 467 | -- | 7,464 | 2,404 | 9,684 | 2,648 | 22,200 |
| 2002 | 70 | 1,378 | 542 | -- | 8,212 | 2,683 | 10,505 | 3,780 | 25,180 |
| 2003 | 85 | 1,312 | 397 | -- | 9,719 | 1,740 | 11,848 | 4,343 | 27,650 |
| 2004 | 100 | 956 | 484 | -- | 8,326 | 1,975 | 12,602 | 5,197 | 28,100 |
| Counties: | | | | | | | | | |
| Hawaii | | | | | | | | | |
| 2000 | 37 | 450 | 3 | 1,035 | 3,571 | 3 | 7,953 | 3 | 16,009 |
| 2001 | 33 | 425 | 3 | -- | 3,061 | 3 | 9,021 | 3 | 16,198 |
| 2002 | 26 | 269 | 3 | -- | 3,050 | 3 | 9,627 | 3 | 17,329 |
| 2003 | 31 | 572 | 3 | -- | 5,508 | 3 | 10,923 | 3 | 19,639 |
| 2004 | 39 | 450 | 3 | -- | 5,593 | 3 | 11,702 | 3 | 21,211 |
| Honolulu | | | | | | | | | |
| 2000 | 35 | 359 | 72 | 3 | 2,123 | 349 | 3 | 3 | 2,985 |
| 2001 | 32 | 304 | 95 | -- | 1,843 | 491 | 3 | 3 | 2,815 |
| 2002 | 30 | 414 | 3 | -- | 2,351 | 3 | 3 | 3 | 4,179 |
| 2003 | 40 | 349 | 3 | -- | 2,096 | 3 | 3 | 3 | 4,674 |
| 2004 | 46 | 3 | 3 | -- | 3 | 3 | 3 | 3 | 5,201 |
| Kauai | | | | | | | | | |
| 2000 | 4 | 3 | 3 | -- | 3 | 3 | | 3 | 3 |
| 2001 | 4 | 3 | 3 | -- | 3 | 3 | | 3 | 3 |
| 2002 | 4 | 3 | 3 | -- | 3 | 3 | | | 3 |
| 2003 | 4 | 3 | 3 | -- | 3 | | | 3 | 3 |
| 2004 | 4 | 3 | 3 | -- | 3 | | | | 3 |
| Maui | | | | | | | | | |
| 2000 | 9 | 3 | 3 | 3 | 3 | 3 | 3 | 3 | 3 |
| 2001 | 11 | 3 | 3 | -- | 3 | 3 | 3 | 3 | 3 |
| 2002 | 10 | 3 | 3 | -- | 3 | 3 | 3 | 3 | 3 |
| 2003 | 10 | 3 | 3 | -- | 3 | 3 | 3 | 3 | 3 |
| 2004 | 11 | 3 | 3 | -- | | 3 | 3 | 3 | 3 |

NA = Not available. -- Not applicable. ¹ Some shellfish products sold by pieces, pounds not given. ² Non-food products: ornamental fish, seed stock, brood stock, and others. Items not sold by weight. ³ Data not shown separately to avoid disclosure of individual operations but combined and included in the State total.