


# HAWAII AQUACULTURE



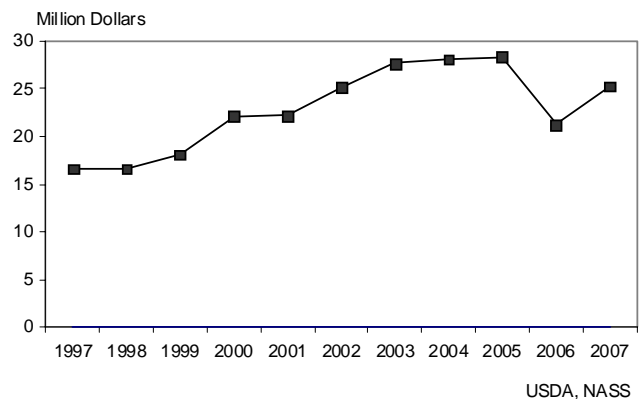
Frequency: Annual

Release: October 31, 2008

## HAWAII AQUACULTURE VALUE UP 19 PERCENT

Hawaii grown aquaculture totaled \$25.3 million in 2007, an increase of 19 percent from a year ago. Algae sales accounted for 43 percent of the value and amounted to \$10.9 million. Finfish sales valued at \$4.5 million, comprised 18 percent of the total. The ornamental category was pegged at \$2.4 million or 10 percent of the total. The 'other' category, which includes seed stock, brood stock, and others, accounted for 27 percent or \$6.8 million. Hawaii County continued to lead the State in aquaculture sales with \$20.2 million or 80 percent of the total value. Sales from Honolulu, Kauai and Maui Counties accounted for the remaining 20 percent.

Hawaii Aquaculture: Value, State of Hawaii, 1997-2007



National Agricultural Statistics Service  
USDA, Hawaii Field Office

1428 South King Street  
Honolulu, Hawaii 96814-2512  
PH (808) 973-9588 FAX: (808) 973-2909  
Internet address:  
<http://www.nass.usda.gov/hi/speccrop/aqua.pdf>

**Mark E. Hudson**

Director

**King Whetstone**

Deputy Director

**Arthur Osaki**

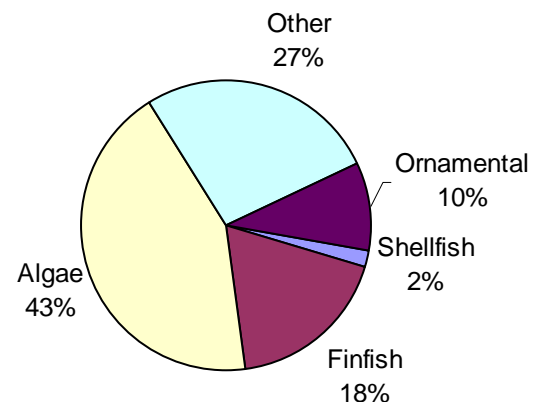
Agricultural Statistician

**Joyce Jay**

Statistical Assistant

Contributing: David Mattice - Hawaii County  
June Okamura - Honolulu County & Kauai County  
Naomi Landgraf - Maui County

Aquaculture: Percent of Total Sales, State of Hawaii, 2007



**AQUACULTURE: Number of Operations, Production, and Value, by Counties, 2003 - 2007**

Year	Operations	Production		Value					
		Shellfish	Finfish	Shellfish	Finfish	Algae	Ornamental	Other <sup>1</sup>	Total
	<i>Number</i>	<i>----- 1,000 pounds -----</i>	<i>----- 1,000 dollars -----</i>						
<b>State</b>									
2003	85	1,312	397	9,719	1,740	11,848	752	3,591	27,650
2004	100	956	484	8,326	1,975	12,602	520	4,677	28,100
2005	70	<sup>2</sup>	<sup>2</sup>	<sup>2</sup>	<sup>2</sup>	14,637	<sup>2</sup>	<sup>2</sup>	28,398
2006	80	180	426	2,351	2,388	11,914	345	4,259	21,257
<b>2007</b>	<b>70</b>	<b>65</b>	<b>523</b>	<b>520</b>	<b>4,536</b>	<b>10,941</b>	<b>2,424</b>	<b>6,829</b>	<b>25,250</b>
<b>Counties:</b>									
<b>Hawaii</b>									
2003	31	572	<sup>3</sup>	5,508	<sup>3</sup>	10,923	<sup>3</sup>	<sup>3</sup>	19,639
2004	39	450	<sup>3</sup>	5,593	<sup>3</sup>	11,702	<sup>3</sup>	<sup>3</sup>	21,211
2005	25	<sup>2</sup>	<sup>2</sup>	<sup>2</sup>	<sup>2</sup>	<sup>3</sup>	<sup>2</sup>	<sup>2</sup>	20,179
2006	25	103	<sup>3</sup>	1,834	<sup>3</sup>	<sup>3</sup>	<sup>3</sup>	<sup>3</sup>	17,470
<b>2007</b>	<b>25</b>	<sup>3</sup>	<sup>3</sup>	<sup>3</sup>	<sup>3</sup>	<sup>3</sup>	<sup>3</sup>	<sup>3</sup>	<b>20,155</b>
<b>Honolulu/Kauai/Maui</b>									
2003	54	740	<sup>3</sup>	4,211	<sup>3</sup>	925	<sup>3</sup>	<sup>3</sup>	8,011
2004	61	506	<sup>3</sup>	2,733	<sup>3</sup>	900	<sup>3</sup>	<sup>3</sup>	6,889
2005	45	<sup>2</sup>	<sup>2</sup>	<sup>2</sup>	<sup>2</sup>	<sup>3</sup>	<sup>2</sup>	<sup>2</sup>	8,219
2006	55	<sup>77</sup>	<sup>3</sup>	<sup>517</sup>	<sup>3</sup>	<sup>3</sup>	<sup>3</sup>	<sup>3</sup>	3,787
<b>2007</b>	<b>45</b>	<sup>3</sup>	<sup>3</sup>	<sup>3</sup>	<sup>3</sup>	<sup>3</sup>	<sup>3</sup>	<sup>3</sup>	<b>5,095</b>

<sup>1</sup> Includes seed stock, brood stock, and items not sold by weight. <sup>2</sup> 2005 Census of Aquaculture breakout of categories was not available to avoid disclosure of individual operations with other States. <sup>3</sup> Data not shown separately to avoid disclosure of individual operations but combined and included in the State total.