


# HAWAII AQUACULTURE



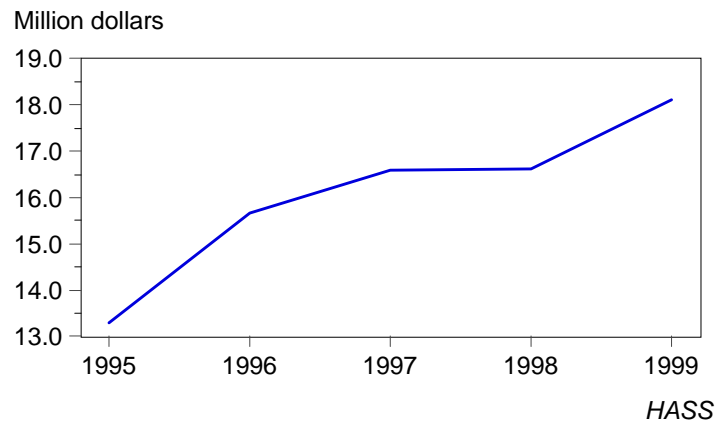
FREQUENCY: ANNUAL

RELEASED: November 13, 2000

## HAWAII AQUACULTURE VALUE HITS RECORD HIGH

The value of Hawaii grown aquaculture totaled **\$18.1 million** in 1999, up 9 percent from 1998 and the highest on record. Included in the totals are farm cultivated species of shellfish, finfish, algae, ornamentals, and others. Algae (primarily Spirulina) was the leading revenue earner with \$7.9 million followed by shellfish with \$6.4 million. Finfish topped \$1.0 million for the first time since 1996. The 'Other' category, which includes ornamentals, seed stock, brood stock, and others, continued to grow with \$2.8 million.

Hawaii Aquaculture: Value,  
State of Hawaii, 1995-99



NATIONAL AGRICULTURE STATISTICS SERVICE  
HAWAII AGRICULTURAL STATISTICS SERVICE  
HAWAII DEPARTMENT OF AGRICULTURE  
P.O. BOX 22159  
HONOLULU, HI 96823-2159  
(808) 973-9588  
FAX: (808) 973-2909  
Internet: <http://www.nass.usda.gov/hi/>

**Donald A. Martin**  
State Agricultural Statistician

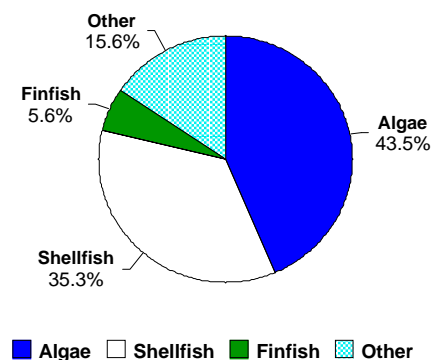
**Regina W. Hidano**  
Agricultural Statistician

**Karen A. Lee**  
Statistical Assistant

Contributing:  
James Yamaki - Hawaii  
Llewellyn Suzuki - Hawaii  
Naomi Landgraf - Maui, Molokai, & Lanai  
June Okamura - Oahu & Kauai  
Wendell Au - Oahu

Hawaii County continued to lead the State in the sales of aquaculture products with \$13.4 million, nearly the same as the previous year. Honolulu, Maui, and Kauai counties contributed the remaining 26 percent.

Aquaculture: Value of Sales,  
State of Hawaii, 1999



**AQUACULTURE: Operations, production, value, by counties, 1995-99**

Year	Number of operations	Production			Value				
		Shellfish <sup>1</sup>	Finfish	Algae	Shellfish	Finfish	Algae	Other <sup>2</sup>	Total
		----- 1,000 pounds -----			----- 1,000 dollars -----				
<b>State</b>									
1995	107	414.6	125.2	869.8	3,462.4	769.5	8,685.9	388.7	13,306.5
1996	117	616.8	129.2	1,245.9	4,315.5	1,191.6	9,082.4	1,066.2	15,655.7
1997	110	NA	NA	NA	4,960.0	950.0	8,295.0	2,395.0	16,600.0
1998	105	700.4	218.0	1,324.7	4,959.9	958.0	8,294.9	2,406.9	16,619.7
<b>1999</b>	<b>100</b>	<b>996</b>	<b>215</b>	<b>1,193</b>	<b>6,393</b>	<b>1,010</b>	<b>7,883</b>	<b>2,816</b>	<b>18,102</b>
<b>Hawaii</b>									
1995	40	262.1	40.0	753.8	2,569.6	342.3	8,428.7	61.6	11,402.2
1996	43	432.8	66.6	1,113.1	3,188.7	764.9	8,779.1	464.6	13,197.3
1997	NA	NA	NA	NA	NA	NA	NA	NA	13,380.0
1998	44	485.3	44.8	<sup>3</sup>	3,647.5	<sup>3</sup>	<sup>3</sup>	1,476.4	13,382.5
<b>1999</b>	<b>42</b>	<b>475</b>	<b>86</b>	<b>1,022</b>	<b>3,513</b>	<b>562</b>	<b>7,473</b>	<b>1,829</b>	<b>13,377</b>
<b>Honolulu</b>									
1995	38	112.5	75.1	116.0	652.6	389.0	257.2	326.4	1,625.2
1996	44	124.0	47.5	132.8	776.8	373.9	303.3	601.6	2,055.6
1997	NA	NA	NA	NA	NA	NA	NA	NA	2,120.0
1998	46	<sup>3</sup>	130.5	<sup>3</sup>	1,013.4	<sup>3</sup>	<sup>3</sup>	279.5	2,099.6
<b>1999</b>	<b>44</b>	<b>222</b>	<b>114</b>	<b>3</b>	<b>1,370</b>	<b>408</b>	<b>3</b>	<b>241</b>	<b>2,333</b>
<b>Kauai</b>									
1995	11	NA	NA	NA	NA	NA	NA	NA	NA
1996	11	NA	NA	NA	NA	NA	NA	NA	NA
1997	NA	NA	NA	NA	NA	NA	NA	NA	<sup>3</sup>
1998	3		<sup>3</sup>			<sup>3</sup>		<sup>3</sup>	<sup>3</sup>
<b>1999</b>	<b>4</b>	<sup>3</sup>	<sup>3</sup>	<sup>3</sup>	<sup>3</sup>	<sup>3</sup>	<sup>3</sup>	<sup>3</sup>	<sup>3</sup>
<b>Maui</b>									
1995	18	40.0	10.1	0	240.2	38.2	0	.7	279.1
1996	19	60.0	15.1	NA	350.0	52.8	NA	NA	402.8
1997	NA	NA	NA	NA	NA	NA	NA	NA	<sup>3</sup>
1998	12	<sup>3</sup>	<sup>3</sup>	<sup>3</sup>	<sup>3</sup>	<sup>3</sup>	<sup>3</sup>	<sup>3</sup>	<sup>3</sup>
<b>1999</b>	<b>10</b>	<sup>3</sup>	<sup>3</sup>	<sup>3</sup>	<sup>3</sup>	<sup>3</sup>	<sup>3</sup>	<sup>3</sup>	<sup>3</sup>

NA = Not available.

<sup>1</sup> Some shellfish products sold by pieces, pounds not given.

<sup>2</sup> Non-food products: ornamental fish, seed stock, other. Items not sold by weight.

<sup>3</sup> Data not shown separately to avoid disclosure of individual operations but combined and included in the State total.

**Source:** 1995, 1996, 1997 - Aquaculture Development Program, Hawaii Department of Agriculture.