



# HAWAII FLOWERS & NURSERY PRODUCTS Annual Summary



Release: June 23, 2003

## 2002 FLORICULTURE AND NURSERY SALES TOP \$92 MILLION

Grower sales of Hawaii's flower and nursery products totaled a record \$92.1 million in 2002. According to the *Hawaii Agricultural Statistics Service*, the 2002 wholesale value was 4 percent higher than the \$88.6 million value for 2001. Orchids, lei flowers, and potted flowering plant categories registered increases in 2002. Grower sales for some commodities, already slumping from the aftereffects of September 11, 2001, took another hit with west coast dock closures in October 2002. Shippers took a cautious approach and kept perishable commodities off ships for more than the actual 11-day closure as slowdowns at docks in weeks prior to closures, and anticipated backlogs after ports reopened, could not guarantee timely product delivery.

*Continued on page 2 . . .*

### FLORICULTURE AND NURSERY PRODUCTS: Wholesale value, State of Hawaii, 1998-2002

Commodity	1998	1999	2000	2001	2002
<i>1,000 dollars</i>					
Cut flowers <sup>1</sup>	15,176	16,517	16,297	14,566	<b>12,859</b>
Orchids	15,790	17,166	18,106	20,650	<b>22,448</b>
Lei flowers	3,485	4,051	3,615	3,928	<b>4,314</b>
Foliage <sup>2</sup>	<sup>3</sup> 15,403	16,055	18,295	20,380	<b>16,898</b>
Potted flowering plants	3,892	4,421	5,044	5,010	<b>5,725</b>
All other nursery products <sup>4</sup>	17,982	15,978	19,850	22,838	<b>28,535</b>
Unspecified sales <sup>5</sup>	1,479	1,537	1,477	1,225	<b>1,290</b>
<b>Total</b>	<b>73,207</b>	<b>75,725</b>	<b>82,684</b>	<b>88,597</b>	<b>92,069</b>

<sup>1</sup> Cut orchids included in "Orchids" category.

<sup>2</sup> Includes potted, cut, and unfinished. Beginning 1998, Landscape foliage included with "All other nursery products".

<sup>3</sup> Unfinished foliage, 1998 included with "All other nursery products".

<sup>4</sup> Includes bedding plants, plant rentals, and any other nursery products not elsewhere classified.

<sup>5</sup> Includes sales of growers greater than \$999 but less than \$10,000 which were not categorized.

Hawaii Agricultural Statistics Service  
1428 S. King Street  
Honolulu, HI 96814-2512

Oahu - 973-9588  
Other Islands - 1 (800) 804-9514  
FAX (808) 973-2909

Internet Web Site <http://www.nass.usda.gov/hi>

DONALD A. MARTIN  
State Agricultural Statistician

STEVE GUNN  
Deputy State Agricultural Statistician

ARTHUR OSAKI  
Research Statistician

SANDY NAKASONE  
Statistical Assistant

Contributing: Robert Miyake - Hawaii  
Naomi Landgraf - Maui  
Wendell Au - Oahu  
June Okamura - Kauai, Oahu

### CONTENTS

Summary .....	1-2
Selected Crops .....	3-9
County Summaries .....	10-12
Farm Numbers & Area Summary .....	13
Dendrobium Orchids .....	14-15

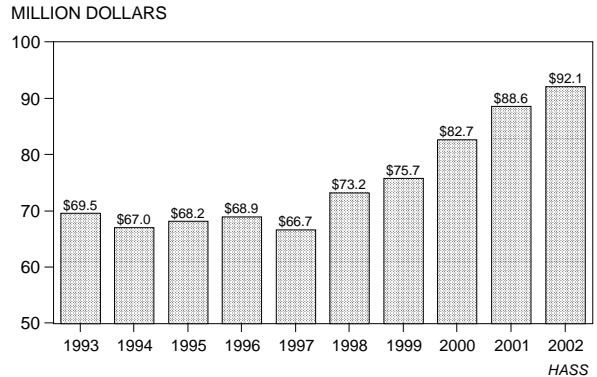
# STATE SUMMARY (Continued)

Cut flower value of sales declined 12 percent in 2002 to \$12.9 million. Anthuriums remained the leading cut flower with value of sales pegged at \$4.9 million. Value of orchid sales increased 9 percent from 2001 with "Other potted orchids" and "Potted dendrobiums" leading the way. Potted dendrobium value of sales, which includes the community pots and in bud/bloom pots, increased 10 percent.

Foliage growers reported \$16.9 million in sales. Sales of potted foliage for indoor or patio use were \$15.4 million, down 20 percent from last year.

The lei flower category, with wholesale sales pegged at \$4.3 million, increased 10 percent from a year ago. Sales of potted flowering plants were valued at \$5.7 million, an increase of 14 percent from 2001.

FLORICULTURE AND NURSERY PRODUCTS  
VALUE OF SALES, STATE OF HAWAII, 1993-2002



## FLORICULTURE & NURSERY PRODUCTS: Top ten crops, State of Hawaii, 2001-2002

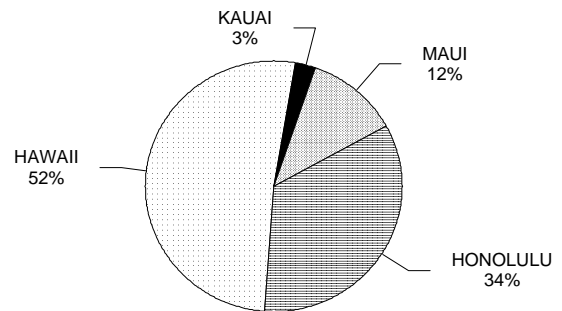
Crop	Rank		Value of production		Crop	Rank		Value of production	
	2001	2002	2001	2002		2001	2002	2001	2002
	<i>Number</i>		<i>1,000 dollars</i>			<i>Number</i>		<i>1,000 dollars</i>	
Palms (potted for indoor or patio use)	2	1	8,280	<b>7,719</b>	Dendrobiums, sprays	5	<b>5</b>	2,926	<b>3,225</b>
Dendrobiums, potted <sup>1</sup>	3	2	6,683	<b>7,336</b>	Gingers, cut	7	<b>6</b>	1,408	<b>1,571</b>
Dracaena (potted for indoor or patio use)	1	3	8,443	<b>5,333</b>	Tuberose, lei	8	<b>7</b>	1,405	<b>1,516</b>
Anthuriums, cut	4	4	5,929	<b>4,908</b>	Poinsettia, potted	9	<b>8</b>	1,273	<b>1,393</b>
					Roses, cut	6	<b>9</b>	1,871	<b>1,383</b>
					Protea	10	<b>10</b>	1,177	<b>1,050</b>

<sup>1</sup> Includes in bud/bloom and community pots.

### COUNTY RANKINGS:

Hawaii county, with \$47.5 million in sales, ranked number one in 2002. Honolulu farmers registered sales of \$31.5 million, 20 percent higher than 2001. Maui county sales totaled \$10.8 million, 9 percent higher than last year. Kauai sales, pegged at \$2.3 million, were 24 percent higher than 2001.

FLORICULTURE AND NURSERY PRODUCTS  
VALUE OF GROWER SALES, BY COUNTY, 2002



Note: Percentages may not add due to rounding

# SELECTED CUT FLOWERS

## FLORICULTURE AND NURSERY PRODUCTS: State of Hawaii, 1998-2002<sup>1</sup>

Crop	Farms having sales <sup>2</sup>	Production area	Quantity sold	Value of sales
	<i>Number</i>	<i>1,000 square feet</i>	<i>1,000</i>	<i>1,000 dollars</i>
<b>CUT FLOWERS</b>				
<b>Anthuriums - dozens</b>				
1998	75	11,285	834	6,301
1999	68	11,500	1,019	6,725
2000	64	NA	1,010	7,357
2001	61	NA	876	5,929
<b>2002</b>	<b>60</b>	<b>NA</b>	<b>756</b>	<b>4,908</b>
<b>Birds of Paradise - dozens</b>				
1998	24	2,285	66	495
1999	25	5,650	86	566
2000	26	NA	101	690
2001	27	NA	97	676
<b>2002</b>	<b>22</b>	<b>NA</b>	<b>80</b>	<b>573</b>
<b>Carnations, miniature - bunches</b>				
1998	5	115	47	124
1999	4	75	51	131
2000 <sup>3</sup>				
2001 <sup>3</sup>				
<b>2002<sup>3</sup></b>				
<b>Chrysanthemums, pompon - bunches</b>				
1998	6	265	196	358
1999	4	250	251	588
2000	4	NA	206	415
2001	4	NA	217	447
<b>2002</b>	<b>4</b>	<b>NA</b>	<b>225</b>	<b>469</b>
<b>Ginger, pink - dozens</b>				
1998	52	3,075	92	530
1999	47	3,465	82	464
2000	46	NA	81	542
2001	45	NA	67	460
<b>2002</b>	<b>38</b>	<b>NA</b>	<b>61</b>	<b>463</b>
<b>Ginger, red - dozens</b>				
1998	63	4,860	142	794
1999	61	3,380	157	748
2000	53	NA	137	750
2001	57	NA	140	820
<b>2002</b>	<b>52</b>	<b>NA</b>	<b>138</b>	<b>936</b>
<b>Gingers, other - dozens</b>				
1998	30	830	18	144
1999	27	1,085	30	221
2000	26	NA	28	216
2001	23	NA	20	128
<b>2002</b>	<b>22</b>	<b>NA</b>	<b>24</b>	<b>172</b>

See footnotes at end of table.

Continued

# SELECTED CUT FLOWERS & FOLIAGE

## FLORICULTURE AND NURSERY PRODUCTS: State of Hawaii, 1998-2002<sup>1</sup> -- Continued

Crop	Farms having sales <sup>2</sup>	Production area	Quantity sold	Value of sales
	<i>Number</i>	<i>1,000 square feet</i>	<i>1,000</i>	<i>1,000 dollars</i>
<b>Heliconias - dozens</b>				
1998	56	5,775	56	664
1999	58	4,860	72	613
2000	54	NA	65	671
2001	53	NA	66	672
<b>2002</b>	<b>47</b>	<b>NA</b>	<b>71</b>	<b>662</b>
<b>Proteas - stems</b>				
1998	28	8,015	2,996	1,738
1999	33	8,345	2,518	1,677
2000	25	NA	1,915	1,392
2001	28	NA	1,342	1,177
<b>2002</b>	<b>23</b>	<b>NA</b>	<b>1,337</b>	<b>1,050</b>
<b>Roses<sup>4</sup> - stems</b>				
1998				
1999				
2000	9	NA	5,144	2,057
2001 <sup>3</sup>				
<b>2002<sup>3</sup></b>				
<b>Other cut flowers - dozens</b>				
1998	38	NA	NA	4,028
1999	31	NA	NA	4,784
2000	32	NA	NA	2,207
2001	45	NA	NA	4,257
<b>2002</b>	<b>47</b>	<b>NA</b>	<b>NA</b>	<b>3,626</b>
<b>FOLIAGE</b>				
<b>Potted, primarily for indoor or patio use<sup>5</sup></b>				
1998	74	5,035	NA	14,617
1999	65	5,265	NA	15,002
2000 <sup>6</sup>				
2001 <sup>6</sup>				
<b>2002<sup>6</sup></b>				
<b>Potted, dracaena<sup>7</sup></b>				
1998				
1999				
2000	31	NA	NA	6,648
2001	32	NA	NA	8,443
<b>2002</b>	<b>31</b>	<b>NA</b>	<b>NA</b>	<b>5,333</b>

See footnotes at end of table.

Continued

**FLORICULTURE AND NURSERY PRODUCTS: State of Hawaii, 1998-2002<sup>1</sup> -- Continued**

Crop	Farms having sales <sup>2</sup>	Production area	Quantity sold	Value of sales
	<i>Number</i>	<i>1,000 square feet</i>	<i>1,000</i>	<i>1,000 dollars</i>
<b>Potted, palms<sup>7</sup></b>				
1998				
1999				
2000	44	NA	NA	8,434
2001	45	NA	NA	8,280
<b>2002</b>	<b>42</b>	<b>NA</b>	<b>NA</b>	<b>7,719</b>
<b>Potted, hanging baskets<sup>7</sup></b>				
1998				
1999				
2000	16	NA	NA	123
2001	15	NA	NA	129
<b>2002</b>	<b>16</b>	<b>NA</b>	<b>NA</b>	<b>177</b>
<b>Potted, other<sup>7</sup></b>				
1998				
1999				
2000	39	NA	NA	1,880
2001	32	NA	NA	2,384
<b>2002</b>	<b>29</b>	<b>NA</b>	<b>NA</b>	<b>2,140</b>
<b>Ti leaves, cut - leaves</b>				
1998	41	2,585	6,000	412
1999	45	2,575	5,900	468
2000	37	NA	2,100	161
2001	39	NA	4,700	432
<b>2002</b>	<b>40</b>	<b>NA</b>	<b>5,900</b>	<b>587</b>
<b>Other greens, cut</b>				
1998	35	NA	NA	374
1999	22	NA	NA	224
2000	32	NA	NA	347
2001	32	NA	NA	215
<b>2002</b>	<b>24</b>	<b>NA</b>	<b>NA</b>	<b>207</b>
<b>Unfinished foliage stock<sup>8</sup></b>				
1998				
1999				
2000	12	NA	NA	702
2001	8	NA	NA	497
<b>2002</b>	<b>12</b>	<b>NA</b>	<b>NA</b>	<b>735</b>

See footnotes at end of table.

Continued

# ORCHIDS

## FLORICULTURE AND NURSERY PRODUCTS: State of Hawaii, 1998-2002<sup>1</sup> -- Continued

Crop	Farms having sales <sup>2</sup>	Production area	Quantity sold	Value of sales
	<i>Number</i>	<i>1,000 square feet</i>	<i>1,000</i>	<i>1,000 dollars</i>
<b>ORCHIDS</b>				
<b>Cymbidiums, cut - flowers</b>				
1998	12	315	418	216
1999	12	335	537	337
2000	10	NA	509	315
2001	10	NA	383	218
<b>2002</b>	<b>10</b>	<b>NA</b>	<b>389</b>	<b>211</b>
<b>Dendrobiums, sprays - dozens</b>				
1998	59	2,970	419	2,864
1999	49	2,610	378	2,608
2000	49	NA	340	2,335
2001	49	NA	385	2,926
<b>2002</b>	<b>51</b>	<b>NA</b>	<b>461</b>	<b>3,225</b>
<b>Oncidiums, sprays - dozens</b>				
1998	32	485	58	580
1999	31	355	47	463
2000	37	NA	56	536
2001	36	NA	60	590
<b>2002</b>	<b>31</b>	<b>NA</b>	<b>60</b>	<b>576</b>
<b>Other orchids, sprays<sup>9</sup> - dozens</b>				
1998	4	NA	NA	52
1999	6	NA	NA	28
2000	10	NA	NA	119
2001	9	NA	NA	28
<b>2002</b>	<b>13</b>	<b>NA</b>	<b>NA</b>	<b>203</b>
<b>Dendrobiums, potted<sup>10</sup> - pots</b>				
1998	63	NA	1,107	6,069
1999	72	NA	942	5,640
2000	74	NA	1,065	6,528
2001	76	NA	1,155	6,683
<b>2002</b>	<b>76</b>	<b>NA</b>	<b>1,357</b>	<b>7,336</b>
<b>Phalaenopsis, potted - pots</b>				
1998	20	NA	221	1,178
1999	21	NA	205	1,169
2000	24	NA	143	1,030
2001	29	NA	161	1,055
<b>2002</b>	<b>26</b>	<b>NA</b>	<b>123</b>	<b>818</b>
<b>Other orchids, potted - pots</b>				
1998	57	NA	951	4,831
1999	61	NA	1,551	6,921
2000	75	NA	1,561	7,243
2001	80	NA	2,148	9,150
<b>2002</b>	<b>79</b>	<b>NA</b>	<b>2,220</b>	<b>10,079</b>

See footnotes at end of table.

Continued

# LEI FLOWERS & INDIVIDUAL BLOOMS

## FLORICULTURE AND NURSERY PRODUCTS: State of Hawaii, 1998-2002<sup>1</sup> -- Continued

Crop	Farms having sales <sup>2</sup>	Production area	Quantity sold	Value of sales
	<i>Number</i>	<i>1,000 square feet</i>	<i>1,000</i>	<i>1,000 dollars</i>
<b>LEI/INDIVIDUAL BLOOMS</b>				
<b>Carnations - blooms</b>				
1998	9	NA	6,800	448
1999	7	NA	5,600	397
2000	6	NA	5,400	377
2001	6	NA	5,600	387
<b>2002</b>	<b>6</b>	<b>NA</b>	<b>8,100</b>	<b>614</b>
<b>Dendrobiums - blooms</b>				
1998	28	NA	28,900	855
1999	27	NA	21,700	673
2000	26	NA	19,900	615
2001	27	NA	23,700	732
<b>2002</b>	<b>25</b>	<b>NA</b>	<b>26,400</b>	<b>803</b>
<b>Pikake - strands</b>				
1998	5	NA	55.6	128
1999	7	NA	82.5	222
2000	8	NA	77.8	270
2001	8	NA	62.0	140
<b>2002</b>	<b>9</b>	<b>NA</b>	<b>82.0</b>	<b>241</b>
<b>Plumerias - blooms</b>				
1998	9	NA	23,800	601
1999	10	NA	45,000	931
2000	12	NA	21,700	538
2001	13	NA	29,300	664
<b>2002</b>	<b>14</b>	<b>NA</b>	<b>25,200</b>	<b>608</b>
<b>Tuberoses - blooms</b>				
1998	6	NA	19,500	912
1999	6	NA	20,400	959
2000	7	NA	22,100	987
2001	6	NA	29,200	1,405
<b>2002</b>	<b>6</b>	<b>NA</b>	<b>31,200</b>	<b>1,516</b>
<b>Vanda, Miss Joaquim - blooms</b>				
1998	9	NA	10,900	292
1999	7	NA	11,300	396
2000	7	NA	14,000	503
2001	6	NA	7,900	332
<b>2002</b>	<b>5</b>	<b>NA</b>	<b>5,700</b>	<b>240</b>
<b>Other lei/individual - blooms</b>				
1998	NA	NA	NA	249
1999	NA	NA	NA	473
2000	NA	NA	NA	325
2001	NA	NA	NA	268
<b>2002</b>	<b>NA</b>	<b>NA</b>	<b>NA</b>	<b>292</b>

See footnotes at end of table.

Continued

# POTTED FLOWERING & BEDDING/GARDEN PLANTS

## FLORICULTURE AND NURSERY PRODUCTS: State of Hawaii, 1998-2002<sup>1</sup> -- Continued

Crop	Farms having sales <sup>2</sup>	Production area	Quantity sold	Value of sales
	<i>Number</i>	<i>1,000 square feet</i>	<i>1,000</i>	<i>1,000 dollars</i>
<b>POTTED FLOWERING PLANTS</b>				
<b>Anthuriums - pots</b>				
1998	15	NA	113	321
1999	24	NA	144	495
2000	28	NA	182	677
2001	25	NA	177	673
<b>2002</b>	<b>25</b>	<b>NA</b>	<b>133</b>	<b>602</b>
<b>Bromeliads - pots</b>				
1998	8	NA	88	423
1999	14	NA	112	626
2000	18	NA	111	593
2001	18	NA	138	588
<b>2002</b>	<b>14</b>	<b>NA</b>	<b>191</b>	<b>764</b>
<b>Chrysanthemums - pots</b>				
1998	5	NA	127	573
1999	4	NA	159	677
2000	6	NA	178	738
2001	5	NA	176	737
<b>2002</b>	<b>5</b>	<b>NA</b>	<b>150</b>	<b>652</b>
<b>Poinsettias - pots</b>				
1998	30	NA	263	1,012
1999	30	NA	332	1,233
2000	31	NA	334	1,292
2001	35	NA	328	1,273
<b>2002</b>	<b>31</b>	<b>NA</b>	<b>365</b>	<b>1,393</b>
<b>Other potted flowering plants</b>				
1998	27	NA	NA	1,563
1999	26	NA	NA	1,390
2000	30	NA	NA	1,744
2001	34	NA	NA	1,739
<b>2002</b>	<b>30</b>	<b>NA</b>	<b>NA</b>	<b>2,314</b>
<b>POTTED BEDDING/GARDEN</b>				
<b>Impatiens, New Guinea<sup>8</sup></b>				
1998				
1999				
2000	11	NA	104	129
2001	10	NA	131	192
<b>2002</b>	<b>11</b>	<b>NA</b>	<b>135</b>	<b>194</b>
<b>Impatiens, other<sup>8</sup></b>				
1998				
1999				
2000	8	NA	169	103
2001	10	NA	279	158
<b>2002</b>	<b>11</b>	<b>NA</b>	<b>263</b>	<b>143</b>

See footnotes at end of table.

Continued



# BEDDING/GARDEN PLANTS & OTHER NURSERY PRODUCTS

## FLORICULTURE AND NURSERY PRODUCTS: State of Hawaii, 1998-2002<sup>1</sup> -- Continued

Crop	Farms having sales <sup>2</sup>	Production area	Quantity sold	Value of sales
	<i>Number</i>	<i>1,000 square feet</i>	<i>1,000</i>	<i>1,000 dollars</i>
<b>Other bedding/garden<sup>8</sup></b>				
1998				
1999				
2000	30	NA	NA	2,502
2001	29	NA	NA	2,548
<b>2002</b>	<b>29</b>	<b>NA</b>	<b>NA</b>	<b>3,242</b>
<b>PLANT RENTALS</b>				
1998	45	NA	NA	4,715
1999	32	NA	NA	3,226
2000	37	NA	NA	3,374
2001	42	NA	NA	3,098
<b>2002</b>	<b>46</b>	<b>NA</b>	<b>NA</b>	<b>3,800</b>
<b>LANDSCAPE PLANTS<sup>8</sup></b>				
1998				
1999				
2000	98			10,601
2001	110			12,996
<b>2002</b>	<b>111</b>			<b>16,231</b>
<b>OTHER NURSERY PRODUCTS<sup>11</sup></b>				
1998				13,267
1999				13,113
2000				3,141
2001				3,846
<b>2002</b>				<b>4,925</b>
<b>UNSPECIFIED SALES<sup>12</sup></b>				
1998				1,479
1999				1,537
2000				1,477
2001				1,225
<b>2002</b>				<b>1,290</b>
<b>TOTAL</b>				
1998	745			73,207
1999	765			75,725
2000	735			82,684
2001	790			88,597
<b>2002</b>	<b>805</b>			<b>92,069</b>

NA = Not available. <sup>1</sup> Beginning 1992, includes only producers having total sales of \$10,000 or more. <sup>2</sup> Number for each individual flower item is count of those having sales of that item during each year; "Total" is unduplicated count. <sup>3</sup> Included with "Other cut flowers". <sup>4</sup> Prior to 2000, included with "Other cut flowers". <sup>5</sup> Includes hanging baskets. <sup>6</sup> Beginning 2000, separated into "Dracaena", "Palms", "Hanging baskets", and "Other". <sup>7</sup> Prior to 2000, included with "Potted, primarily for indoor or patio use". <sup>8</sup> Prior to 2000, included with "Other nursery products". <sup>9</sup> Includes cattleyas, vanda hybrids, phalaenopsis, and paphiopedilums. <sup>10</sup> Includes in bud/bloom and community pots. <sup>11</sup> Includes other flowers or nursery products not elsewhere classified. <sup>12</sup> Beginning 1992, includes sales of growers greater than \$999 but less than \$10,000 which were not categorized.

# COUNTY SUMMARIES

## BIG ISLAND REMAINS NUMBER ONE IN VALUE

Hawaii county growers of flowers and nursery products accounted for 52 percent of the state's total wholesale value of flowers and nursery products in 2002. Big Island's 380 growers rang up sales of \$47.5 million, down 6 percent from the \$50.6 million in 2001. Honolulu's 220 producers accounted for 34 percent of the state's total wholesale value of flowers and nursery products. Honolulu farmers reported sales of \$31.5 million, 20 percent higher than 2001. Maui county's 150 producers generated \$10.8 million in wholesale sales, 9 percent higher than a year ago. Kauai's 55 producers registered \$2.3 million in wholesale sales, 24 percent more than 2001.

### FLORICULTURE AND NURSERY PRODUCTS: Value of grower sales, by county, 1998-2002

Year	Cut flowers <sup>1</sup>	Orchids <sup>2</sup>	Lei flowers	Foliage <sup>3</sup>	Potted flowering plants	All other nursery products <sup>4</sup>	Unspecified sales <sup>5</sup>	Total
<i>1,000 dollars</i>								
<b>State</b>								
1998	15,176	15,790	3,485	<sup>6</sup> 15,403	3,892	17,982	1,479	73,207
1999	16,517	17,166	4,051	16,055	4,421	15,978	1,537	75,725
2000	16,297	18,106	3,615	18,295	5,044	19,850	1,477	82,684
2001	14,566	20,650	3,928	20,380	5,010	22,838	1,225	88,597
<b>2002</b>	<b>12,859</b>	<b>22,448</b>	<b>4,314</b>	<b>16,898</b>	<b>5,725</b>	<b>28,535</b>	<b>1,290</b>	<b>92,069</b>
<b>Hawaii</b>								
1998	11,410	9,114	1,022	<sup>6</sup> 11,612	1,676	3,715	604	39,153
1999	12,588	10,015	1,697	12,754	2,011	2,718	679	42,462
2000	12,592	10,319	1,140	15,757	2,120	4,859	712	47,499
2001	11,194	11,954	1,213	17,885	2,394	5,467	530	50,637
<b>2002</b>	<b>9,182</b>	<b>13,326</b>	<b>1,180</b>	<b>14,211</b>	<b>2,030</b>	<b>6,967</b>	<b>595</b>	<b>47,491</b>
<b>Honolulu</b>								
1998	774	5,839	1,258	<sup>6</sup> 3,331	1,387	10,745	409	23,743
1999	745	5,741	1,210	2,601	1,063	10,119	386	21,865
2000	680	6,515	1,098	1,940	1,609	11,832	327	24,001
2001	502	7,330	1,384	2,116	1,351	13,195	320	26,198
<b>2002</b>	<b>486</b>	<b>7,895</b>	<b>1,446</b>	<b>2,214</b>	<b>2,514</b>	<b>16,649</b>	<b>320</b>	<b>31,524</b>
<b>Kauai</b>								
1998	138	<sup>7</sup>	<sup>7</sup>	<sup>7</sup>	<sup>7</sup>	1,090	132	1,360
1999	133	411	<sup>7</sup>	72	118	696	117	1,547
2000	99	245	<sup>7</sup>	55	194	560	113	1,266
2001	314	255	<sup>7</sup>	<sup>7</sup>	130	1,020	145	1,864
<b>2002</b>	<b>296</b>	<b>246</b>	<sup>7</sup>	<sup>7</sup>	<b>69</b>	<b>1,547</b>	<b>145</b>	<b>2,303</b>
<b>Maui</b>								
1998	2,854	<sup>7</sup>	<sup>7</sup>	<sup>7</sup>	<sup>7</sup>	5,763	334	8,951
1999	3,051	999	<sup>7</sup>	628	1,229	3,589	355	9,851
2000	2,926	1,027	<sup>7</sup>	543	1,121	3,976	325	9,918
2001	2,556	1,111	<sup>7</sup>	<sup>7</sup>	1,135	4,866	230	9,898
<b>2002</b>	<b>2,895</b>	<b>981</b>	<sup>7</sup>	<sup>7</sup>	<b>1,112</b>	<b>5,533</b>	<b>230</b>	<b>10,751</b>

<sup>1</sup>Cut orchids included in "Orchids" category. <sup>2</sup>Excludes orchids used for lei flowers. <sup>3</sup>Includes potted, cut, and unfinished. Beginning 1998, Landscape foliage included with "All other nursery products". <sup>4</sup>Includes bedding plants, plant rentals, sod, trees, and any other nursery products not elsewhere classified. Sum of county estimates may not add to State total due to rounding. <sup>5</sup>Includes grower sales greater than \$999 but less than \$10,000 which were not categorized. <sup>6</sup>Unfinished foliage, 1998 included with "All other nursery products". <sup>7</sup>Data not shown separately to avoid disclosure of individual operations but combined and included in the State total.

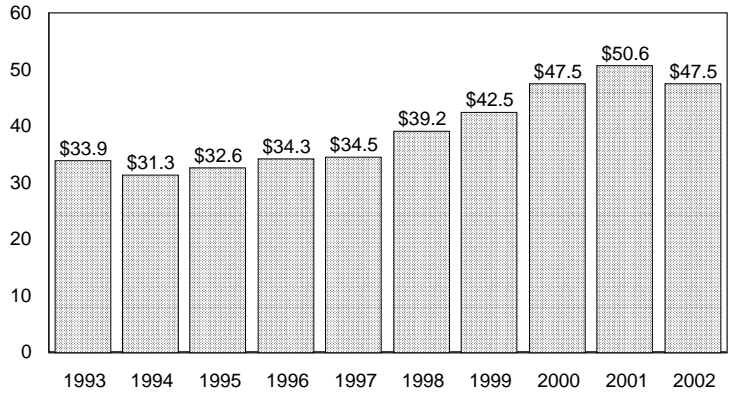
# COUNTY SUMMARIES (Continued)

## Hawaii County's Top Five Floriculture and Nursery Products/Categories, 2001

- Dracaena (potted for indoor or patio use)
- Palms (potted for indoor or patio use)
- Anthuriums, cut
- Other potted orchids
- Dendrobiums, potted

## FLORICULTURE AND NURSERY PRODUCTS VALUE OF SALES, HAWAII COUNTY, 1993-2002

MILLION DOLLARS



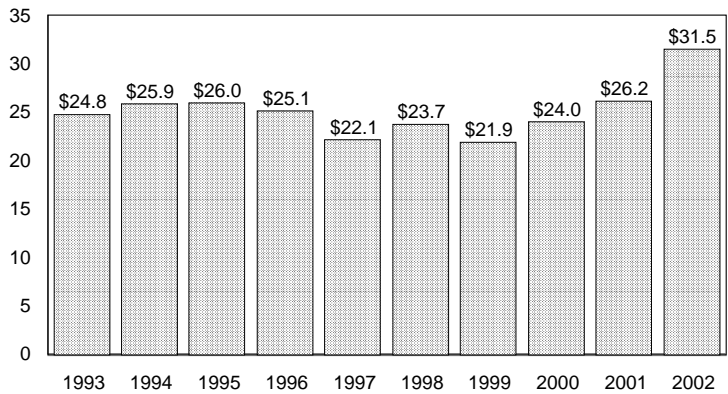
HASS

## Honolulu County's Top Five Floriculture and Nursery Products/Categories, 2001

- Landscape plant material
- Other potted orchids
- Dendrobiums, potted
- Plant rentals
- Other bedding & garden plants

## FLORICULTURE AND NURSERY PRODUCTS VALUE OF SALES, HONOLULU COUNTY, 1993-2002

MILLION DOLLARS



HASS

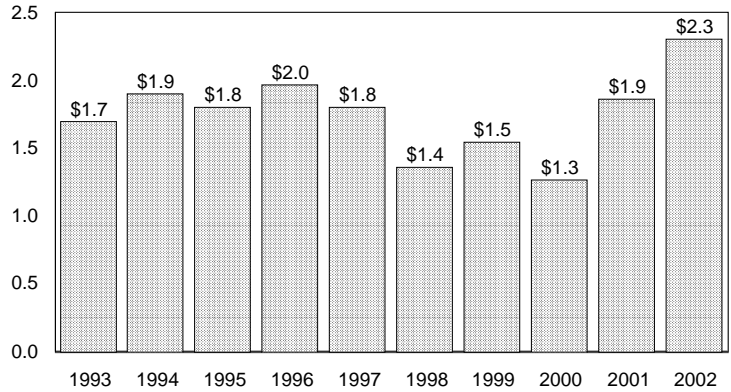
# COUNTY SUMMARIES (Continued)

## Kauai County's Top Five Floriculture and Nursery Products/Categories, 2001

- Landscape plant material
- Other potted orchids
- Dendrobiums, potted
- Plant rentals
- Dendrobium, individual blossoms

## FLORICULTURE AND NURSERY PRODUCTS VALUE OF SALES, KAUAI COUNTY, 1993-2002

MILLION DOLLARS



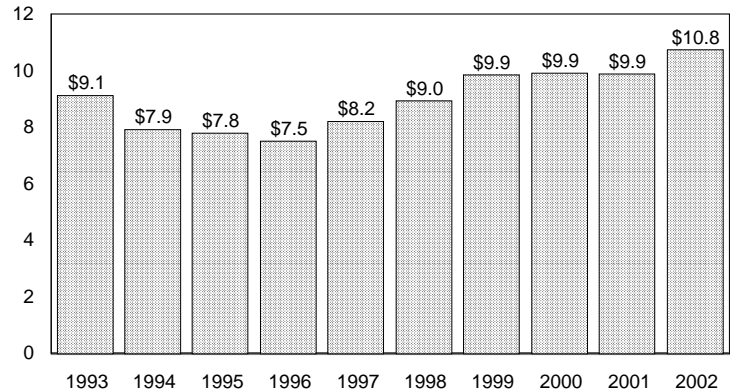
HASS

## Maui County's Top Five Floriculture and Nursery Products, 2001

- Landscape plant material
- Protea
- Other potted orchids
- Cut flowers not separately specified
- Other bedding and garden plants

## FLORICULTURE AND NURSERY PRODUCTS VALUE OF SALES, MAUI COUNTY, 1993-2002

MILLION DOLLARS



HASS

# FARM NUMBERS & AREA SUMMARY

## FLORICULTURE AND NURSERY PRODUCTS: Number of farms and growing area, by county, 1998-2002

Year	Farms	Greenhouse <sup>1</sup>	Artificial shade	Natural shade	Open field	Total area
	<i>Number</i>	<i>----- 1,000 square feet -----</i>			<i>----- Acres -----</i>	
<b>State</b>						
1998	745	2,810	24,200	9	2,050	2,679
1999	765	2,910	25,695	15	2,040	2,712
2000	735	3,235	25,180	7	2,060	2,719
2001	790	3,175	26,660	9	2,355	3,049
<b>2002</b>	<b>805</b>	<b>2,690</b>	<b>29,055</b>	<b>10</b>	<b>2,685</b>	<b>3,424</b>
<b>Hawaii</b>						
1998	355	1,975	19,620	9	1,155	1,660
1999	355	1,970	21,450	15	1,015	1,568
2000	335	2,425	20,675	6	920	1,456
2001	360	2,265	22,010	9	1,055	1,621
<b>2002</b>	<b>380</b>	<b>1,875</b>	<b>23,175</b>	<b>10</b>	<b>1,475</b>	<b>2,060</b>
<b>Honolulu</b>						
1998	205	480	3,810	0	415	514
1999	225	485	3,360	0	465	553
2000	205	395	3,480	0	495	584
2001	220	370	3,625	0	580	672
<b>2002</b>	<b>220</b>	<b>325</b>	<b>4,800</b>	<b>0</b>	<b>515</b>	<b>633</b>
<b>Kauai</b>						
1998	40	75	295	0	45	53
1999	35	90	265	0	85	93
2000	50	70	340	1	130	140
2001	60	115	295	0	155	164
<b>2002</b>	<b>55</b>	<b>90</b>	<b>395</b>	<b>0</b>	<b>170</b>	<b>181</b>
<b>Maui</b>						
1998	145	280	475	0	435	452
1999	150	365	620	0	475	498
2000	145	345	685	0	515	539
2001	150	425	730	0	565	592
<b>2002</b>	<b>150</b>	<b>400</b>	<b>685</b>	<b>0</b>	<b>525</b>	<b>550</b>

<sup>1</sup>Glass or glass substitute structure.

# HAWAII DENDROBIUM ORCHIDS



## DENDROBIUM ORCHID SALES 10 PERCENT HIGHER

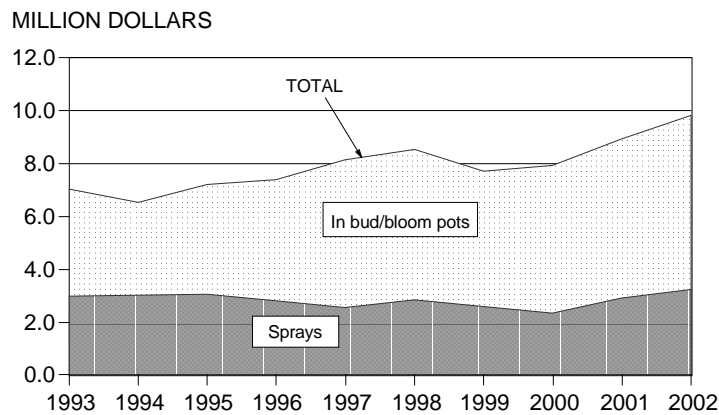
2002 dendrobium orchid sales were valued at \$11.4 million, 10 percent higher than 2001. Potted in bud/bloom, valued at \$6.6 million, remained the leading dendrobium category with 58 percent of the total dendrobium orchid value. Growers of cut sprays registered \$3.2 million in sales, 10 percent higher than 2001. Cut sprays represent 28 percent of the total dendrobium orchid value. Individual blossoms of dendrobiums were valued at \$803,000, 10 percent higher than 2001. Value of community pots, pegged at \$722,000, was 8 percent higher than last year.

### DENDROBIUM ORCHIDS: Sales and value, State of Hawaii, 1998-2002<sup>1</sup>

Year	Individual blossoms		Cut sprays		Potted plants				Total value
	Number sold	Value	Number sold	Value	In bud/bloom		Community pots		
					Number sold	Value	Number sold	Value	
	<i>Million blooms</i>	<i>1,000 dollars</i>	<i>1,000 dozens</i>	<i>1,000 dollars</i>	<i>1,000 pots</i>	<i>1,000 dollars</i>	<i>1,000 pots</i>	<i>1,000 dollars</i>	
1998	28.9	855	419	2,864	1,025	5,663	82	406	9,788
1999	21.7	673	378	2,608	816	5,119	126	521	8,921
2000	19.9	615	340	2,335	941	5,590	124	938	9,478
2001	23.7	732	385	2,926	1,035	6,013	120	670	10,341
<b>2002</b>	<b>26.4</b>	<b>803</b>	<b>461</b>	<b>3,225</b>	<b>1,227</b>	<b>6,614</b>	<b>130</b>	<b>722</b>	<b>11,364</b>

<sup>1</sup>Includes only producers with total sales of \$10,000 or more.

### DENDROBIUM VALUE OF SALES, STATE OF HAWAII, 1993-2002<sup>1</sup>



<sup>1</sup> Includes only producers with total sales of \$10,000 or more.

HASS

# HAWAII DENDROBIUM ORCHIDS (Continued)

## DENDROBIUM PRODUCTION AREA 21 PERCENT HIGHER

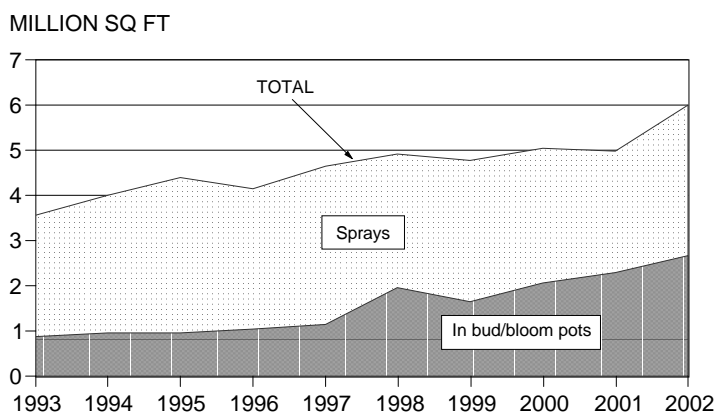
The combined production area for dendrobium cut sprays and in bud/bloom pots totaled 6.0 million square feet, 21 percent higher than the revised 2001 figures for growers with \$10,000 or more in total sales (total sales can include crops other than dendrobiums). Production area reported by growers includes newly planted, as well as established acreage; thus, year-to-year yield comparisons calculated using area and sales may be misleading. Area utilized for cut sprays totaled 3.3 million square feet, 24 percent higher than 2001. Production area for potted in bud/bloom totaled 2.7 million square feet, 17 percent more than the 2.3 million square feet reported the previous year.

### DENDROBIUM ORCHIDS (POTTED IN BUD/BLOOM AND CUT SPRAYS): Number of farms and production area, State of Hawaii, 1998-2002<sup>1</sup>

Year	Farms		Production area		
	Cut sprays	Potted in bud/bloom	Cut sprays	Potted in bud/bloom	Total
	----- Number -----		----- 1,000 square feet -----		
1998	59	63	2,970	1,965	4,935
1999	49	70	3,115	1,665	4,780
2000	49	68	2,990	2,065	5,055
2001	49	70	2,700	2,295	4,995
<b>2002</b>	<b>51</b>	<b>67</b>	<b>3,335</b>	<b>2,685</b>	<b>6,020</b>

<sup>1</sup>Data includes only producers with \$10,000 or more in total sales.

### DENDROBIUM PRODUCTION AREA, STATE OF HAWAII, 1993-2002<sup>1</sup>



<sup>1</sup>Includes only producers with total sales of \$10,000 or more.

HASS