



HAWAII FLOWERS & NURSERY PRODUCTS

Annual Summary

Release: June 28, 2006



In cooperation with:
Department of Agriculture
 STATE OF HAWAII
 Agricultural Development Division

2005 FLORICULTURE AND NURSERY PRODUCTS SET A RECORD HIGH

CONTENTS	
Summary.....	1-2
Selected Crops	3-9
County Summaries	10-12
Farm Numbers & Area Summary.....	13
Out-of-State Sales	14
Dendrobium Orchids	15-16
Dendrobium Orchid Plant Imports	16

Hawaii's flower and nursery products preliminary estimate is \$100.6 million for 2005. This would be a new record high according to the USDA, NASS, Hawaii Field Office (formerly known as the Hawaii Agricultural Statistics). Since 1982, flowers and nursery products have contributed the largest value to Hawaii's diversified agriculture, growing more than three times the \$30.6 million posted 23 years ago. Several commodity groups experienced increases in 2005 compared with the previous year. Cut flowers totaled \$14.1 million, up 7 percent. Lei flowers pegged at \$3.7 million or 9 percent higher. Foliage sales were 10 percent more, registering at \$19.4

million. Potted flowering plants were 2 percent above 2004 and valued at \$6.2 million. Landscape plants were estimated at \$20.8 million, increasing 8 percent. Plant rentals jumped 46 percent and totaled \$4.9 million. Other nursery products climbed 12 percent, registering at \$5.1 million. Orchids cut and potted valued at \$22.2 million, fell 2 percent. Bedding and garden plants wholesale value, at \$2.9 million, experienced a 21 percent decline in 2005.

FLORICULTURE AND NURSERY PRODUCTS: Wholesale value, State of Hawaii, 2001-2005

Commodity	2001	2002	2003	2004	2005
<i>1,000 dollars</i>					
Cut flowers ¹	14,566	13,055	14,183	13,204	14,067
Orchids	20,650	22,823	23,439	22,769	22,201
Lei flowers ²	3,928	4,170	3,704	3,397	3,686
Foliage ³	20,380	17,746	16,966	17,621	19,406
Potted flowering plants	5,010	7,052	5,563	6,004	6,151
All other nursery products ⁴	22,838	29,569	30,391	30,848	33,769
Unspecified sales ⁵	1,225	1,300	1,355	1,335	1,320
Total	88,597	95,715	95,601	95,178	100,600

¹ Cut orchids are included in "Orchids" category.

² Orchid blossoms are included in "Lei flowers" category.

³ Includes potted, cut, and unfinished. Beginning 1998, Landscape foliage included with "All other nursery products".

⁴ Includes bedding plants, plant rentals, propagation materials, and any other nursery products not elsewhere classified.

⁵ Includes sales of growers greater than \$999 but less than \$10,000 which were not categorized.

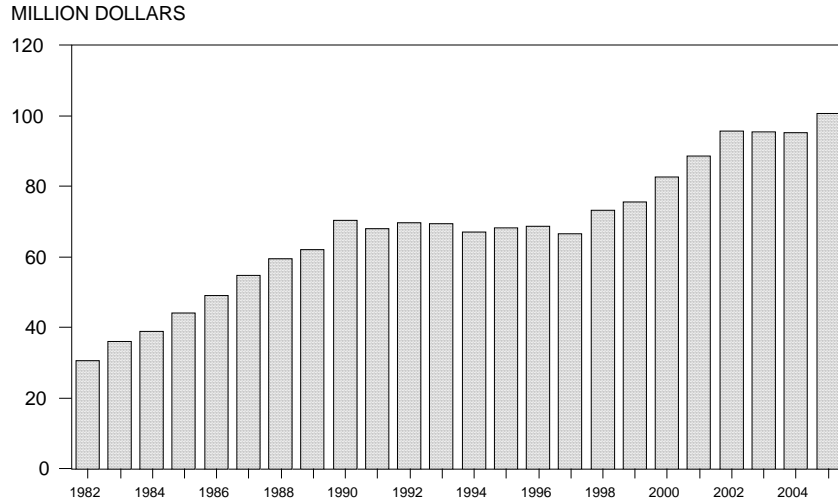
USDA, NASS, Hawaii Field Office, 1428 S. King St., Honolulu, HI 96814-2512
 Telephone: (808) 973-9588 FAX: (808) 973-2909 Website: <http://www.nass.usda.gov/hi>

MARK E. HUDSON - Director
 STEVE P. GUNN - Deputy Director
 REGINA HIDANO - Agricultural Statistician
 SANDY NAKASONE - Statistical Assistant

Contribution by Research Statisticians:
 Robert Miyake & David Mattice - Hawaii County
 June Okamura - Honolulu & Kauai Counties
 Josefina Rasay - Honolulu County
 Naomi Landgraf - Maui County
 NASDA Enumerators

STATE SUMMARY (Continued)

FLORICULTURE AND NURSERY PRODUCTS VALUE OF SALES, STATE OF HAWAII, 1982-2005



USDA, NASS, Hawaii Field Office

FLORICULTURE & NURSERY PRODUCTS: Top ten crops, State of Hawaii, 2004-2005

Crop	Rank		Value of production		Crop	Rank		Value of production	
	2004	2005	2004	2005		2004	2005	2004	2005
	<i>Number</i>		<i>1,000 dollars</i>			<i>Number</i>		<i>1,000 dollars</i>	
Palms (potted for indoor or patio use)	1	1	7,311	8,141	Dendrobiums, sprays	5	5	3,194	3,153
Dracaena (potted for indoor or patio use)	3	2	5,735	7,028	Oncidium, pots	6	6	3,113	2,942
Dendrobiums, potted ¹	2	3	6,679	5,992	Protea	8	7	1,416	1,928
Anthuriums, cut	4	4	4,665	5,180	Poinsettia, potted	9	8	1,409	1,644
					Gingers, cut	7	9	1,761	1,612
					Heliconia	13	10	853	741

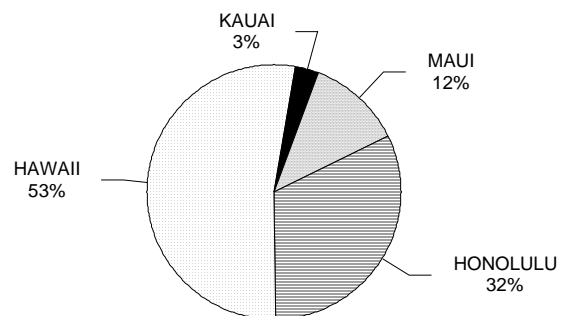
NA = Not available.

¹ Includes in bud/bloom and community pots.

COUNTY RANKINGS:

Hawaii county, with \$53.5 million in sales, ranked number one in 2005. Honolulu farmers registered sales of \$32.4 million, slightly higher than 2004. Maui county sales totaled \$11.7 million, 23 percent above last year. Kauai sales, pegged at \$3.0 million, were 2 percent above 2004.

FLORICULTURE AND NURSERY PRODUCTS VALUE OF GROWER SALES, BY COUNTY, 2005



USDA, NASS, Hawaii Field Office

SELECTED CUT FLOWERS

FLORICULTURE AND NURSERY PRODUCTS: State of Hawaii, 2001-2005 ¹

Crop	Farms having sales ²	Quantity sold	Value of sales
	<i>Number</i>	<i>1,000</i>	<i>1,000 dollars</i>
CUT FLOWERS			
Anthuriums - dozens			
2001	61	876	5,929
2002	66	738	4,720
2003	61	810	5,832
2004	59	617	4,665
2005	58	602	5,180
Birds of Paradise - dozens			
2001	27	97	676
2002	24	94	666
2003	29	74	586
2004	30	51	426
2005	33	49	380
Chrysanthemums, pompon - bunches			
2001	4	217	447
2002	4	225	469
2003	4	229	480
2004	4	217	453
2005	4	211	446
Ginger, pink - dozens			
2001	45	67	460
2002	40	59	474
2003	40	54	477
2004	45	47	456
2005	47	62	454
Ginger, red - dozens			
2001	57	140	820
2002	56	147	1,048
2003	57	140	1,013
2004	57	132	1,044
2005	64	134	995
Gingers, other - dozens			
2001	23	20	128
2002	22	25	197
2003	27	23	228
2004	32	23	261
2005	24	18	163

See footnotes at end of table.

Continued

SELECTED CUT FLOWERS & ORCHIDS

FLORICULTURE AND NURSERY PRODUCTS: State of Hawaii, 2001-2005¹ -- Continued

Crop	Farms having sales ²	Quantity sold	Value of sales
	<i>Number</i>	<i>1,000</i>	<i>1,000 dollars</i>
Heliconias - dozens			
2001	53	66	672
2002	50	78	734
2003	58	66	792
2004	60	71	853
2005	58	69	741
Proteas - stems			
2001	28	1,342	1,177
2002	25	1,475	1,108
2003	24	2,012	1,515
2004	32	1,921	1,416
2005	27	1,635	1,928
Other cut flowers - dozens			
2001	45	NA	4,257
2002	55	NA	3,639
2003	49	NA	3,260
2004	49	NA	3,630
2005	46	NA	3,780
ORCHIDS			
Cymbidiums, cut - flowers			
2001	10	383	218
2002	12	464	247
2003	11	464	229
2004	13	408	291
2005	13	428	311
Dendrobiums, sprays - dozens			
2001	49	385	2,926
2002	54	462	3,218
2003	50	410	3,069
2004	50	453	3,194
2005	49	401	3,153
Oncidiums, sprays - dozens			
2001	36	60	590
2002	34	64	641
2003	34	79	770
2004	29	60	706
2005	28	59	674

See footnotes at end of table.

Continued

FLORICULTURE AND NURSERY PRODUCTS: State of Hawaii 2001-2005¹ -- Continued

Crop	Farms having sales ²	Quantity sold	Value of sales
	<i>Number</i>	<i>1,000</i>	<i>1,000 dollars</i>
Other orchids, sprays³ - dozens			
2001	9	NA	28
2002	16	NA	210
2003	17	NA	656
2004	18	NA	183
2005	13	NA	107
Dendrobiums, potted⁴ - pots			
2001	76	1,155	6,683
2002	76	1,354	7,318
2003	81	1,096	6,154
2004	80	1,236	6,679
2005	76	1,132	5,992
Oncidiums, potted⁵ - pots			
2001			
2002			
2003			
2004	43	464	3,113
2005	46	403	2,942
Phalaenopsis, potted - pots			
2001	29	161	1,055
2002	28	178	1,214
2003	31	246	1,695
2004	32	174	1,018
2005	23	80	717
Other orchids, potted - pots			
2001	80	2,148	9,150
2002	82	1,922	9,975
2003	88	1,814	10,866
2004	78	1,352	7,585
2005	75	1,375	8,305

See footnotes at end of table.

Continued

FOLIAGE

FLORICULTURE AND NURSERY PRODUCTS: State of Hawaii 2001-2005¹ -- Continued

Crop	Farms having sales ²	Quantity sold	Value of sales
	<i>Number</i>	<i>1,000</i>	<i>1,000 dollars</i>
FOLIAGE			
Potted, dracaena			
2001	32	NA	8,443
2002	36	NA	5,604
2003	32	NA	5,573
2004	29	NA	5,735
2005	26	NA	7,028
Potted, palms			
2001	45	NA	8,280
2002	46	NA	7,966
2003	49	NA	7,404
2004	45	NA	7,311
2005	45	NA	8,141
Potted, hanging baskets			
2001	15	NA	129
2002	16	NA	182
2003	17	NA	146
2004	16	NA	208
2005	13	NA	182
Potted, other			
2001	32	NA	2,384
2002	29	NA	2,368
2003	32	NA	2,209
2004	28	NA	2,702
2005	26	NA	2,479
Ti leaves, cut - leaves			
2001	39	4,700	432
2002	40	5,900	632
2003	43	7,900	746
2004	39	6,100	571
2005	38	5,600	581
Other greens, cut			
2001	32	NA	215
2002	28	NA	259
2003	31	NA	317
2004	34	NA	352
2005	46	NA	379
Unfinished foliage stock			
2001	8	NA	497
2002	11	NA	735
2003	9	NA	571
2004	11	NA	742
2005	9	NA	616

See footnotes at end of table.

Continued

LEI FLOWERS & INDIVIDUAL BLOOMS

FLORICULTURE AND NURSERY PRODUCTS: State of Hawaii, 2001-2005¹ -- Continued

Crop	Farms having sales ²	Quantity sold	Value of sales
	<i>Number</i>	<i>1,000</i>	<i>1,000 dollars</i>
LEI/INDIVIDUAL BLOOMS			
Carnations - blooms			
2001	6	5,600	387
2002	7	7,000	360
2003	7	5,000	268
2004	5	3,800	242
2005	4	4,200	313
Dendrobiums - blooms			
2001	27	23,700	732
2002	29	29,300	908
2003	30	25,700	847
2004	26	18,100	580
2005	21	17,300	588
Pikake - strands			
2001	8	62.0	140
2002	9	81.0	242
2003	7	67.0	202
2004	5	56.0	158
2005	5	25.0	80
Plumerias - blooms			
2001	13	29,300	664
2002	14	25,200	604
2003	14	21,200	537
2004	13	16,000	510
2005	14	14,600	506
Tuberoses - blooms			
2001	6	29,200	1,405
2002	6	35,300	1,641
2003	7	32,200	1,484
2004	7	28,200	1,301
2005⁶			
Vanda, Miss Joaquim - blooms			
2001	6	7,900	332
2002	4	2,700	87
2003	6	2,700	86
2004	8	5,700	210
2005	5	8,200	304
Other lei/individual - blooms			
2001	NA	NA	268
2002	NA	NA	328
2003	NA	NA	280
2004	NA	NA	396
2005	NA	NA	1,895

See footnotes at end of table.

Continued

POTTED FLOWERING & BEDDING/GARDEN PLANTS

FLORICULTURE AND NURSERY PRODUCTS: State of Hawaii, 2001-2005¹ -- Continued

Crop	Farms having sales ²	Quantity sold	Value of sales
	<i>Number</i>	<i>1,000</i>	<i>1,000 dollars</i>
POTTED FLOWERING PLANTS			
Anthuriums - pots			
2001	25	177	673
2002	26	144	751
2003	30	148	804
2004	28	164	883
2005	15	101	525
Bromeliads - pots			
2001	18	138	588
2002	14	221	890
2003	12	117	461
2004	11	131	583
2005	10	126	482
Chrysanthemums - pots			
2001	5	176	737
2002	5	150	652
2003	5	108	497
2004	5	93	468
2005⁷			
Poinsettias - pots			
2001	35	328	1,273
2002	31	382	1,551
2003	31	344	1,351
2004	30	327	1,409
2005	30	360	1,644
Other potted flowering plants			
2001	34	NA	1,739
2002	31	NA	3,208
2003	29	NA	2,450
2004	21	NA	2,661
2005	31	NA	3,500
POTTED BEDDING/GARDEN			
Impatiens, New Guinea			
2001	10	131	192
2002	11	121	172
2003	11	132	217
2004	14	139	223
2005	13	129	206
Impatiens, other			
2001	10	279	158
2002	12	268	145
2003	12	444	304
2004	13	440	303
2005	14	310	189

See footnotes at end of table.

Continued

BEDDING/GARDEN PLANTS & OTHER NURSERY PRODUCTS

FLORICULTURE AND NURSERY PRODUCTS: State of Hawaii, 2001-2005¹ -- Continued

Crop	Farms having sales ²	Quantity sold	Value of sales
	<i>Number</i>	<i>1,000</i>	<i>1,000 dollars</i>
Other bedding/garden			
2001	29	NA	2,548
2002	29	NA	3,474
2003	29	NA	3,269
2004	31	NA	3,137
2005	26	NA	2,508
PLANT RENTALS			
2001	42	NA	3,098
2002	47	NA	3,801
2003	37	NA	2,959
2004	45	NA	3,385
2005	43	NA	4,931
LANDSCAPE PLANTS⁸			
2001	110		12,996
2002	117		17,150
2003	125		18,653
2004	128		19,219
2005	151		20,826
OTHER NURSERY PRODUCTS⁹			
2001			3,846
2002			4,827
2003			4,989
2004			4,581
2005			5,109
UNSPECIFIED SALES¹⁰			
2001			1,225
2002			1,300
2003			1,355
2004			1,335
2005			1,320
TOTAL			
2001	790		88,597
2002	870		95,715
2003	865		95,601
2004	920		95,178
2005	805		100,600

NA = Not available. ¹ Beginning 1992, includes only producers having total sales of \$10,000 or more. ² Number for each individual flower item is count of those having sales of that item during each year; "Total" is unduplicated count. ³ Includes cattleyas, vanda hybrids, phalaenopsis, papilionaceae, and others. ⁴ Includes in bud/bloom and community pots. ⁵ Prior to 2004, included with "Other orchids, potted". ⁶ Included with "Other lei/individual". ⁷ Included with "Other potted flower plants." ⁸ Includes broadleaf and coniferous evergreens, deciduous and flower trees, palms, citrus, fruit and nut trees, and sod. Does not include palms or potted foliage for indoor or patio use, bedding and garden plants, propagative floriculture material, and items which are included in published categories. ⁹ Includes other flowers or nursery products not elsewhere classified. ¹⁰ Beginning 1992, includes sales of growers greater than \$999 but less than \$10,000 which were not categorized.

COUNTY SUMMARIES

HAWAII COUNTY CONTINUES AS THE TOP CONTRIBUTOR

Hawaii county growers of flowers and nursery products accounted for 53 percent of the state's total wholesale value of flowers and nursery products in 2005. Hawaii county's 405 growers rang up sales of \$53.5 million, 6 percent more than the \$50.4 million in 2004. Honolulu's 245 producers accounted for 32 percent of the state's total wholesale value of flowers and nursery products. Honolulu farmers reported sales of \$32.4 million, slightly higher than 2004. Maui county's 180 producers generated \$11.7 million in sales, 23 percent above a year ago. Kauai's 75 producers registered \$3.0 million in sales, 2 percent less than 2004.

FLORICULTURE AND NURSERY PRODUCTS: Value of grower sales, by county, 2001-2005

Year	Cut flowers ¹	Orchids ²	Lei flowers	Foliage ³	Potted flowering plants	All other nursery products ⁴	Unspecified sales ⁵	Total
<i>1,000 dollars</i>								
State								
2001	14,566	20,650	3,928	20,380	5,010	22,838	1,225	88,597
2002	13,055	22,823	4,170	17,746	7,052	29,569	1,300	95,715
2003	14,183	23,439	3,704	16,966	5,563	30,391	1,355	95,601
2004	13,204	22,769	3,397	17,621	6,004	30,848	1,335	95,178
2005	14,067	22,201	3,686	19,406	6,151	33,769	1,320	100,600
Hawaii								
2001	11,194	11,954	1,213	17,885	2,394	5,467	530	50,637
2002	9,191	13,903	1,180	14,860	2,220	7,941	575	49,870
2003	10,321	14,220	1,081	14,358	1,086	8,505	635	50,206
2004	9,752	14,514	911	15,083	1,083	8,431	640	50,414
2005	10,239	14,378	934	16,725	959	9,602	650	53,487
Honolulu								
2001	502	7,330	1,384	2,116	1,351	13,195	320	26,198
2002	694	7,587	1,412	2,301	3,465	16,307	340	32,106
2003	639	7,134	1,400	2,157	3,293	16,099	370	31,092
2004	733	6,813	1,554	2,024	3,488	17,221	340	32,173
2005	806	6,490	1,482	2,142	3,407	17,739	340	32,406
Kauai								
2001	314	255	⁶	⁶	130	1,020	145	1,864
2002	363	326	⁶	⁶	84	1,715	145	2,633
2003	261	456	109	86	140	1,885	130	3,067
2004	189	524	52	64	159	1,928	140	3,056
2005	172	442	22	57	164	2,009	125	2,991
Maui								
2001	2,556	1,111	⁶	⁶	1,135	4,866	230	9,898
2002	2,807	1,007	⁶	⁶	1,283	5,769	240	11,106
2003	2,962	1,629	1,114	365	1,044	3,902	220	11,236
2004	2,530	918	880	450	1,274	3,268	215	9,535
2005	2,850	891	1,248	482	1,621	4,419	205	11,716

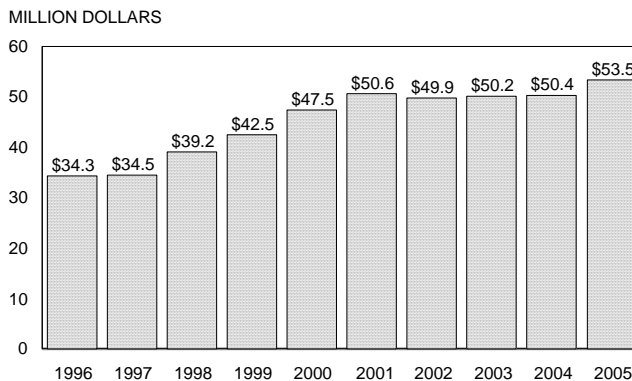
¹Cut orchids included in "Orchids" category. ²Excludes orchids used for lei flowers. ³Includes potted, cut, and unfinished. Beginning 1998, landscape foliage included with "All other nursery products". ⁴Includes bedding plants, plant rentals, sod, trees, and any other nursery products not elsewhere classified. Sum of county estimates may not add to State total due to rounding. ⁵Includes grower sales greater than \$999 but less than \$10,000 which were not categorized. ⁶Data not shown separately to avoid disclosure of individual operations but combined and included in the State total.

COUNTY SUMMARIES (Continued)

Hawaii County's Top Five Floriculture and Nursery Products/Categories, 2005

- Palms (potted for indoor or patio use)
- Dracaena (potted for indoor or patio use)
- Landscape plant material
- Anthuriums, cut
- Other potted orchids

FLORICULTURE AND NURSERY PRODUCTS VALUE OF SALES, HAWAII COUNTY, 1996-2005

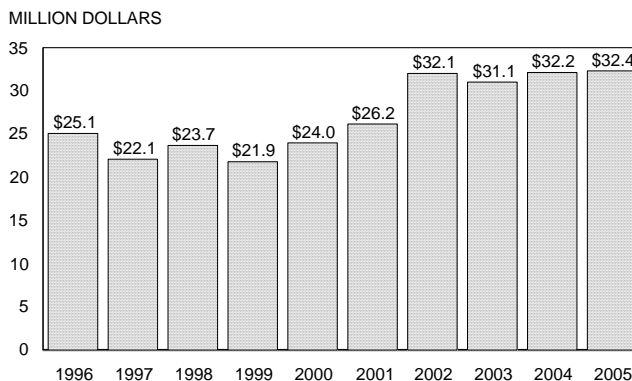


USDA, NASS, Hawaii Field Office

Honolulu County's Top Five Floriculture and Nursery Products/Categories, 2005

- Landscape plant material
- Other potted orchids
- Plant rentals
- Other potted flowering plants
- Dendrobiums, potted

FLORICULTURE AND NURSERY PRODUCTS VALUE OF SALES, HONOLULU COUNTY, 1996-2005



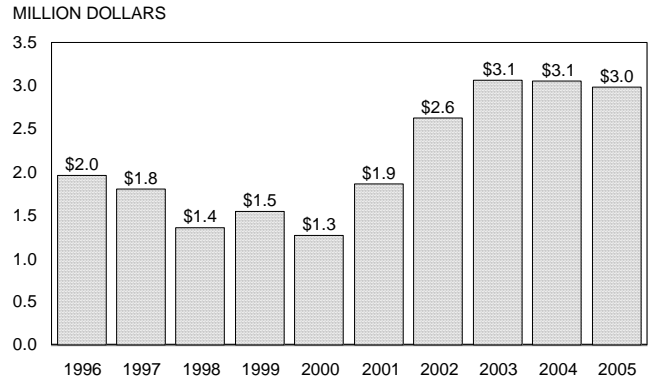
USDA, NASS, Hawaii Field Office

COUNTY SUMMARIES (Continued)

Kauai County's Top Five Floriculture and Nursery Products/Categories, 2005

- Landscape plant material
- Dendrobiums, potted
- Plant rentals
- Dendrobium, sprays
- Heliconias

FLORICULTURE AND NURSERY PRODUCTS VALUE OF SALES, KAUAI COUNTY, 1996-2005

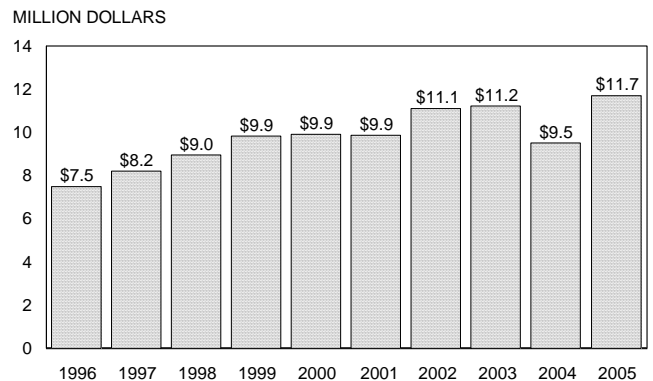


USDA, NASS, Hawaii Field Office

Maui County's Top Five Floriculture and Nursery Products/Categories, 2005

- Landscape plant material
- Proteas
- Plant rentals
- Poinsettias
- Other lei flowers

FLORICULTURE AND NURSERY PRODUCTS VALUE OF SALES, MAUI COUNTY, 1996-2005



USDA, NASS, Hawaii Field Office

FARM NUMBERS & AREA SUMMARY

FLORICULTURE AND NURSERY PRODUCTS: Number of farms and growing area, by county, 2001-2005

Year	Farms	Greenhouse ¹	Artificial shade	Natural shade	Open field	Total area
	<i>Number</i>	<i>----- 1,000 square feet -----</i>			<i>----- Acres -----</i>	
State						
2001	790	3,175	26,660	9	2,355	3,049
2002	870	3,030	30,415	10	2,870	3,648
2003	865	2,540	27,465	16	3,185	3,890
2004	920	2,620	26,560	0	3,160	3,830
2005	905	2,025	27,370	0	3,220	3,895
Hawaii						
2001	360	2,265	22,010	9	1,055	1,621
2002	420	2,210	24,125	10	1,565	2,180
2003	395	1,895	21,295	16	1,860	2,408
2004	425	1,990	20,840	0	1,880	2,404
2005	405	1,420	21,350	0	1,865	2,388
Honolulu						
2001	220	370	3,625	0	580	672
2002	230	330	5,055	0	585	709
2003	230	230	5,035	0	580	701
2004	235	255	4,660	0	525	638
2005	245	240	4,720	0	655	769
Kauai						
2001	60	115	295	0	155	164
2002	65	90	495	0	180	193
2003	80	65	360	0	170	180
2004	80	90	310	0	225	234
2005	75	110	520	0	190	204
Maui						
2001	150	425	730	0	565	592
2002	155	400	740	0	540	566
2003	160	350	775	0	575	601
2004	180	285	750	0	530	554
2005	180	255	780	0	510	534

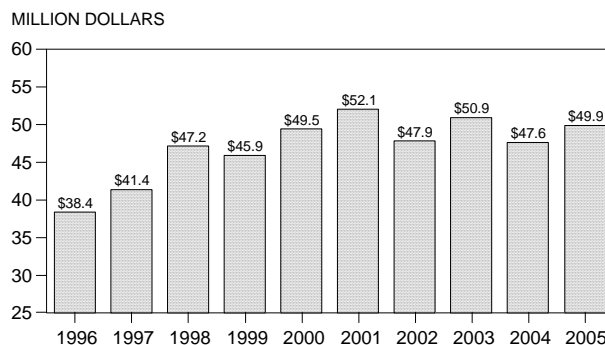
¹Glass or glass substitute structure.

OUT-OF-STATE SALES

OUT-OF-STATE SALES TOTALED \$49.9 MILLION

The value of out-of-State sales of flowers and nursery products (including wholesale and retail sales) during 2005 was estimated at \$49.9 million. Values in this table are not comparable to values shown in the majority of other tables throughout this release. The value of out-of-State sales represents the dollar received at the point the commodity leaves the State. Thus, the product contains retail and wholesale sales and may include multiple transactions by the time it leaves the State.

FLORICULTURE & NURSERY PRODUCTS
OUT-OF-STATE SALES,
STATE OF HAWAII, 1996-2005¹



¹Includes wholesale and retail sales.

USDA, NASS, Hawaii Field Office

Potted foliage, valued at \$13.2 million, remained the number one floriculture and nursery product exported. Other potted orchids followed second with \$7.0 million in value. Cut anthurium exports contributed \$6.3 million, down 2 percent from 2004. Potted dendrobium orchids ranked fourth in out-of-State sales with \$4.3 million.

FLORICULTURE AND NURSERY PRODUCTS: Out-of-State sales, State of Hawaii, 2001-2005¹

Commodity	2001	2002	2003	2004	2005
	<i>1,000 dollars</i>				
Anthuriums, cut	8,800	7,700	8,500	6,475	6,315
Birds of Paradise	860	840	700	540	530
Cymbidiums	150	140	140	135	140
Dendrobiums, sprays	3,500	3,400	3,600	3,900	4,030
Oncidium	510	500	610	505	470
Foliage, cut:					
Ti leaves	710	680	840	640	650
Other cut greens	1,480	1,520	1,600	1,400	1,200
Foliage, potted	15,800	10,700	11,000	11,300	13,200
Ginger, red	560	600	645	810	680
Gingers, other	590	490	540	670	550
Heliconias	1,020	1,040	1,200	1,200	1,000
Potted orchids:					
Dendrobiums	4,900	4,510	4,590	4,645	4,335
Oncidium				2,775	3,230
Phalaenopsis	630	750	930	765	530
Other orchids	7,200	9,130	9,730	5,610	7,005
Proteas	1,560	1,620	1,800	1,715	2,000
Mixed assortment of cut flowers	1,260	1,240	1,730	1,100	1,700
All other flowers and nursery products	2,570	3,010	2,785	3,400	2,300
Total	52,100	47,870	50,940	47,585	49,865

¹Based on F.O.B. island value. Includes both wholesale and retail sales. Does not include sales of cut flowers, potted plants, leis, etc., purchased within the State and hand carried out.

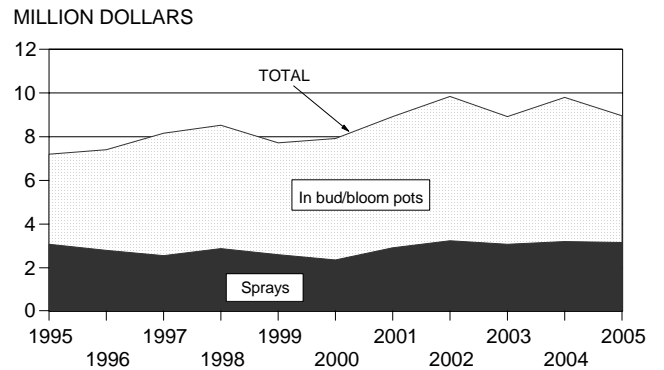
DENDROBIUM ORCHIDS



DENDROBIUM ORCHID SALES FALL 7 PERCENT

In 2005, dendrobium orchid sales were valued at \$9.7 million, 7 percent lower than 2004. Potted in bud/bloom remained the number one category with \$5.8 million, but declining 12 percent from last year. Cut sprays registered \$3.2 million in sales, down 1 percent from the previous year. Sales of individual blossoms increased 1 percent to \$588,000.

DENDROBIUM VALUE OF SALES, STATE OF HAWAII, 1995-2005 ¹



¹ Includes only producers with total sales of \$10,000 or more.

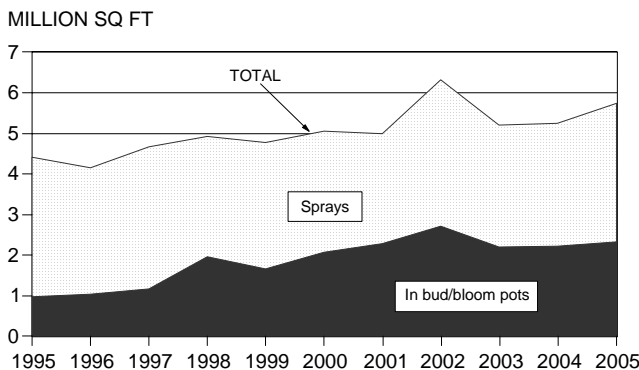
USDA, NASS, Hawaii Field Office

DENDROBIUM ORCHIDS: Sales and value, State of Hawaii, 2001-2005 ¹

Year	Individual blossoms		Cut sprays		Potted plants				Total value
	Number sold	Value	Number sold	Value	In bud/bloom		Community pots		
					Number sold	Value	Number sold	Value	
	Million blooms	1,000 dollars	1,000 dozens	1,000 dollars	1,000 pots	1,000 dollars	1,000 pots	1,000 dollars	
2001	23.7	732	385	2,926	1,035	6,013	120	670	10,341
2002	29.3	908	462	3,218	1,229	6,624	125	694	11,444
2003	25.7	847	410	3,069	1,040	5,866	56	288	10,070
2004	18.1	580	453	3,194	1,222	6,599	14	80	10,453
2005	17.3	588	401	3,153	1,093	5,815	39	177	9,733

¹ Includes only producers with total sales of \$10,000 or more.

DENDROBIUM PRODUCTION AREA, STATE OF HAWAII, 1995-2005 ¹



¹ Includes only producers with total sales of \$10,000 or more.

USDA, NASS, Hawaii Field Office

DENDROBIUM PRODUCTION AREA 10 PERCENT HIGHER

The combined production area for dendrobium cut sprays and in bud/bloom pots totaled 5.7 million square feet, 10 percent higher than 2004. Production area reported by growers includes newly planted, as well as established acreage; thus, year-to-year yield comparisons calculated using area and sales may be misleading.

Area utilized for cut sprays totaled 3.4 million square feet, 13 percent above 2004. Production area for potted in bud/bloom totaled 2.3 million square feet, increasing 5 percent from the previous year.

DENDROBIUM ORCHIDS (Continued)

DENDROBIUM ORCHIDS (POTTED IN BUD/BLOOM AND CUT SPRAYS): Number of farms and production area, State of Hawaii, 2001-2005¹

Year	Farms		Production area		
	Cut sprays	Potted in bud/bloom	Cut sprays	Potted in bud/bloom	Total
	----- Number -----		----- 1,000 square feet -----		
2001	49	70	2,700	2,295	4,995
2002	54	71	3,595	2,720	6,315
2003	50	69	3,005	2,205	5,210
2004	50	75	3,015	2,225	5,240
2005	49	71	3,400	2,340	5,740

¹Data includes only producers with \$10,000 or more in total sales.

DENDROBIUM ORCHID PLANT IMPORTS

DENDROBIUM ORCHID PLANT IMPORTS: Number of units into Hawaii, by country, 2005

Unit of Measure	Country		
	Malaysia	Taiwan	Thailand
Number of flask ¹	0	589	3,874
Number of plant units ²	15	0	752,258

¹Number of flasks does not include the number of seedlings in the flask. ²Number of plant units are individual plants being mature or seedlings. The majority of Thailand plant units are seedlings.

Source: USDA, APHIS, PPQ, Plant Inspection Station, Honolulu International Airport.

