



National Agricultural Statistics Service

Hawaii Agricultural Statistics  
Hawaii Department of Agriculture

# Hawaii Ginger Root

Donald A. Martin, Director

August 6, 2004

## Farm price at near record high level

Hawaii's ginger root farmers harvested 6.0 million pounds during the 2003/04 season, unchanged last season's revised estimate. Farm prices averaged 90.0 cents per pound during the 2003/2004 season, 50 percent higher than the previous season and second only to the 92.3 cents per pound farmers received during the 1981/82 season.

### Weather conditions hampers production

Most of the State's ginger root is grown in the windward areas of the Big Island where weather conditions were less than ideal during the 2003/04 season. While ginger root needs abundant rainfall during the initial growing phase, it requires drier weather as the crop nears harvest in late fall and extends into spring. Hilo, at the center of the Big Island's windward side, normally receives approximately 74 inches of rain fall during rainy season which runs from November to April. This past season, however, was unusually wet as Hilo recorded over 97 inches of rain from November 2003 through April 2004. The wet conditions during the main harvesting season fostered an increase in disease which adversely affected production. Problems with disease will hopefully be reduced in the future as a joint effort by the University of Hawaii's College of Tropical Agriculture and Human Resources and growers has perfected the production of seed material in greenhouses. This breakthrough will reduce the chances of spreading disease from seed cuttings and also eliminate some pesticide usage.

*Continued on next page...*

### Outlook for next season ..... page 2

Acres expected to be harvested during the 2004/05 season.

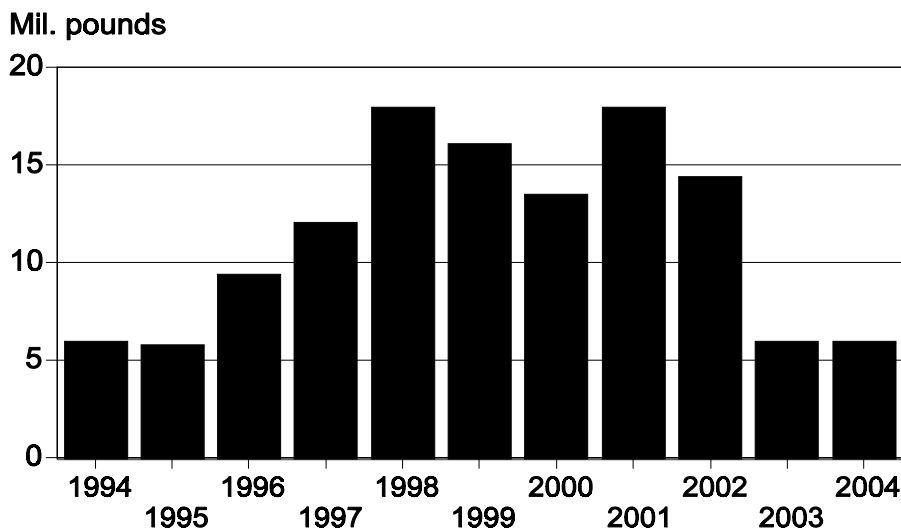
### Statistics ..... page 3

Acres harvested, yield, production, average farm prices, and total farm value from 1953.

### U.S. imports of ginger root during 2003 ..... page 4

Annual imports of ginger root by product type and country of origin.

**Production of Fresh Hawaii Ginger Root**  
State of Hawaii, 1994-2004



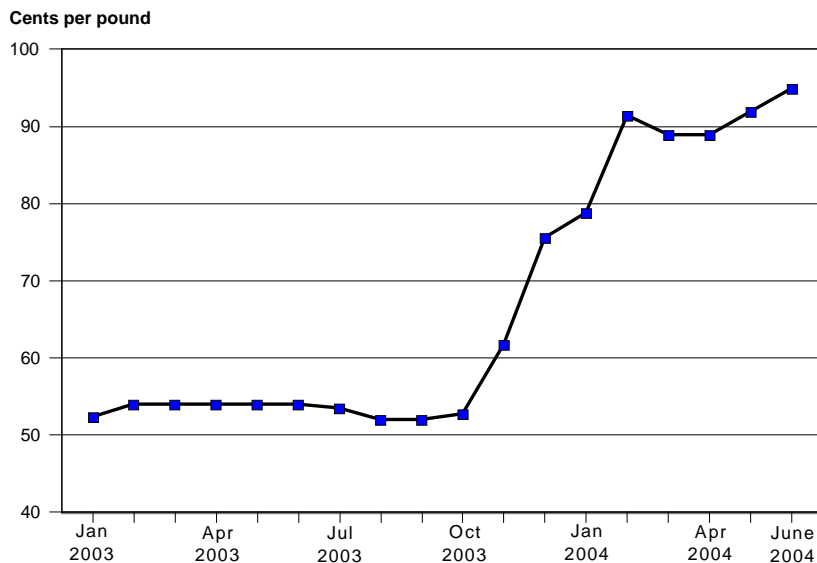
## Farm price highest in 23 seasons

Hawaii ginger root growers received an average of 90.0 cents per pound during the 2003/04 season, up 50 percent from the previous season and the highest return in 23 seasons. A combination of relatively-low local production and increased sales of organic ginger root contributed to the rise in farm prices. Record-high prices for imported ginger root also had a major impact.

China is the main supplier of ginger root to the United States (see table on page 4) accounting for 69 percent of all ginger imports in 2003. In 2004, adverse weather conditions resulted in a late arrival of China's harvest. In response, New York Spot Market prices for whole peeled Chinese ginger climbed steadily from late last year and reached a record-high 95 cents per pound this June.

Honolulu wholesale prices for Hawaii-grown ginger root experienced a similar rise with the

**Approximate Average Monthly New York Spot Prices  
Ginger: Chinese, Whole Peeled**  
January 2003 to June 2004



average being about \$1.00 per pound at the start of 2004 and peaking in the \$1.20 to \$1.69 per pound range during late-May to mid-June, almost double the \$0.63 to

\$0.90 per pound range from a year earlier. ■

## Hawaii ginger root 2004/05 season outlook

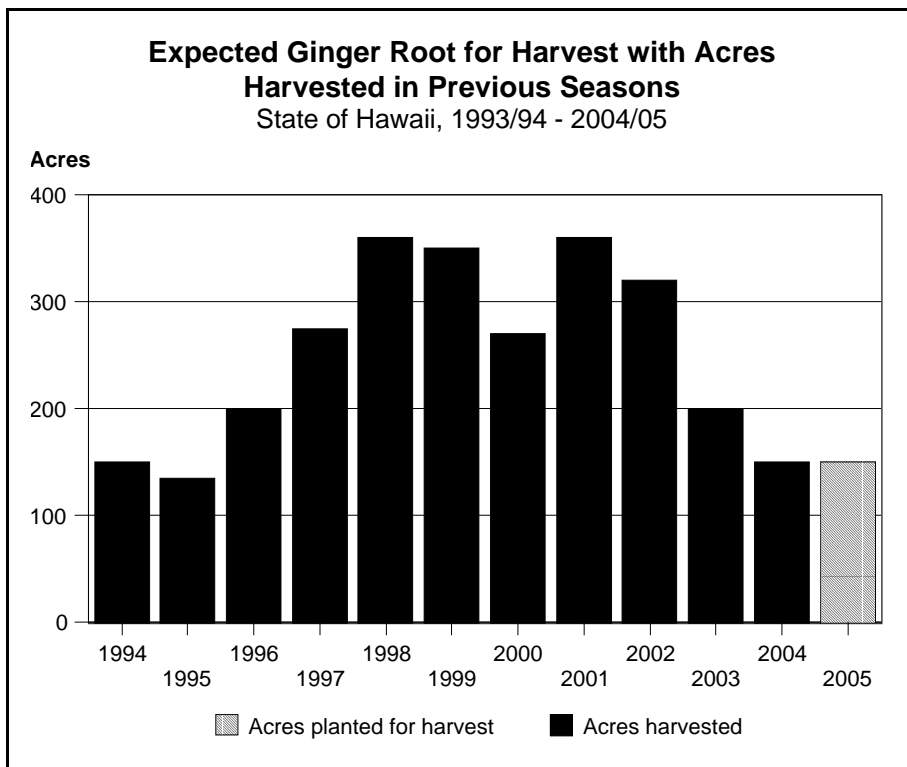
### Harvested Acreage Expected to Remain Unchanged

Hawaii ginger root growers are expected to plant 150 acres for harvest during the 2004/05 season, the same amount harvested during the 2003/04 season.

Based on the most recent 3-year average yield of 41,900 pounds per harvested acre, the 2004/05 crop would result in a harvest of 6.3 million pounds, up 5 percent from the 2003/04 season. The eventual harvest, however, will depend on weather and economic conditions in the ensuing months.

Young ginger root fields are currently making steady progress with light losses due to insects and diseases.

The Hawaii Agricultural Statistics publishes a weekly update on the ginger root crop in the **Hawaii Crop Weather** report which is also available on the internet at: <http://www.nass.usda.gov/hi/>. ■



## Hawaii Fresh Ginger Root Statistics

Acres harvested, yield per harvested acre, production, average farm price, and farm value  
State of Hawaii, 1953 to 2004

Year <sup>1/</sup>	Acres harvested	Yield per harvested acre	Production	Average farm price	Farm value
		-----1,000 pounds-----		Cents per pound	\$1,000
1953	13	43.5	565	28.8	163
1954	20	40.2	805	21.5	173
1955	20	39.2	785	19.5	150
1956	22	34.5	760	22.1	168
1957	17	33.5	570	25.3	144
1958	15	32.7	490	39.2	192
1959	25	29.2	730	24.4	178
1960	32	28.3	905	19.7	178
1961	27	25.2	680	23.8	162
1962	21	17.1	360	40.0	144
1963	17	22.6	385	30.6	118
1964	25	26.2	655	18.5	121
1965	15	35.0	525	23.4	123
1966	14	35.0	490	28.4	139
1967	19	37.9	720	28.3	204
1968	19	37.1	705	26.0	183
1969	21	40.0	840	28.9	243
1970	21	39.3	820	29.4	241
1971	23	40.2	925	27.5	254
1972	17	29.4	500	41.8	209
1973	13	39.6	515	68.7	354
1974	11	32.0	352	61.9	218
1975	22	36.0	793	60.7	481
1976	18	36.1	650	61.8	402
1977	39	28.5	1,110	65.4	726
1978	55	24.4	1,340	61.1	819
1979	75	24.8	1,860	61.2	1,138
1980	40	40.8	1,610	61.7	1,090
1981	64	44.7	2,860	76.2	2,179
1982	100	36.3	3,630	92.3	3,350
1983	160	32.1	5,140	54.6	2,806
1984	135	37.4	5,050	45.1	2,280
1985	125	43.4	5,425	82.3	4,465
1986	145	40.7	5,900	81.0	4,779
1987	215	46.7	10,050	45.0	4,523
1988	165	49.1	8,100	62.0	5,022
1989	180	50.0	9,000	71.5	6,435
1990	190	50.0	9,500	71.5	6,792
1991	250	48.0	12,000	63.0	7,560
1992	290	40.0	11,600	55.0	6,380
1993	360	27.5	9,900	53.0	5,247
1994	150	40.0	6,000	87.0	5,220
1995	135	43.0	5,800	87.0	5,046
1996	200	47.0	9,400	75.0	7,050
1997	275	44.0	12,100	67.0	8,107
1998	360	50.0	18,000	40.0	7,200
1999	350	46.0	16,100	50.0	8,050
2000	270	50.0	13,500	66.0	8,910
2001	360	50.0	18,000	45.0	8,100
2002	320	45.0	14,400	30.0	4,320
2003 <sup>2/</sup>	160	37.5	6,000	60.0	3,600
<b>2004</b>	<b>150</b>	<b>40.0</b>	<b>6,000</b>	<b>90.0</b>	<b>5,400</b>

<sup>1/</sup> Harvesting normally begins in December and continues into the year shown. <sup>2/</sup> Revised.

## U.S. Imports of Ginger Root

Year	Type of Ginger Root				Total
	Ground	Not Ground	Preserved	Sweet	
<b>2003 by Country</b>	<i>pounds</i>				
Australia	3,889	197,660	839,038	23,173	1,063,760
Brazil	47,972	4,870,896	314,455		5,233,323
Canada				105,821	105,821
China	2,268,289	41,341,435	566,346	3,018,962	47,195,032
Costa Rica		1,528,119			1,528,119
Ecuador		153,583			153,583
Federal Rep. of Germany	23,203				23,203
Fiji		91,237	250,892		342,129
Honduras		390,931			390,931
Hong Kong	5,500	267,405	60,437	103,868	437,210
India	225,328	521,231	3,532	19,504	769,595
Indonesia	35,282	57,143	189,380		281,805
Japan	78,962	142,717			221,679
Netherlands		39,996			39,996
Nigeria		783,682			783,682
South Africa	388,942				388,942
Taiwan		48,387	4,094	17,910	70,391
Tanzania	15,873	7,837			23,710
Thailand	8,314	6,683,091	828,090	1,504,651	9,024,146
United Kingdom	3,424		14,597	29,290	47,311
Vietnam			25,445	4,888	30,333
All others	23,512	33,338	40,508	0	97,358
<b>Total</b>	<b>2,739,548</b>	<b>57,547,630</b>	<b>3,136,814</b>	<b>4,828,067</b>	<b>68,252,059</b>
2002	2,243,714	44,306,307	3,017,356	3,314,684	52,882,061
2001	2,255,334	39,681,693	2,150,953	2,649,343	46,737,324
2000	824,896	41,140,065	2,079,714	2,845,011	46,889,686
1999	668,529	33,679,098	1,999,925	2,058,839	38,406,391
1998	562,744	30,374,619	1,512,118	1,815,909	34,265,390

Source: U.S. Department of Commerce