

National Agricultural Statistics Service

Hawaii Agricultural Statistics Service
Hawaii Department of Agriculture
P.O. Box 22159
Honolulu, HI 96823-2159
Telephone: (808) 973-9588
Fax: (808) 973-2909

Hawaii Ginger Root

Annual report on acres harvested, production, farm prices and value.

Near Record Output and Farm Value

Hawaii ginger root growers harvested an estimated 16.1 million pounds during the 1998/99 season, down 11 percent the previous season's record high output. Farm prices increased for the first time in five seasons to an average of 50 cents per pound during the 1998/99 season, 25 percent higher than the 1997/98 season. Farm value is pegged at \$8.1 million for the 1998/99 season, up 12 percent as higher farm prices more than offset the decline in production.

Weather curbs production

The majority of the State's ginger root is grown in the North and South Hilo districts of Hawaii island where weather conditions were less than ideal during the 1998/99 season. While ginger root needs abundant rainfall during the initial growing phase, it requires drier weather as the crop nears harvest. Particularly wet were the months preceding the start of the main harvest in December 1998. Hilo Airport recorded monthly readings of 10.8 inches in September (30 percent above the monthly mean), 16.0 inches in October (61 percent above the monthly mean), and 15.6 inches in November (6 percent above the monthly mean). Weather conditions were even wetter in January 1999 (16.7 inches or 83 percent above the mean) and in February (19.3 inches or 68 percent above the mean) when harvesting was in full swing.

See *Weather* page 3

Statistics page 2

Acres harvested, yield, production, average farm prices, and total farm value from 1949.

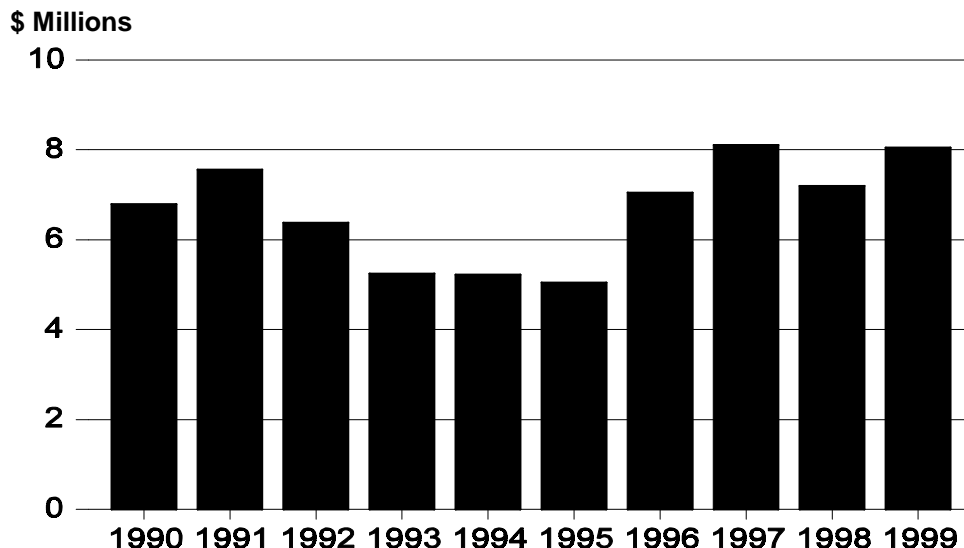
Outlook for next season page 3

Acres expected to be harvested during the 1999/2000 season.

U.S. imports of ginger root during 1998 pages 3 & 4

Annual imports of ginger root by product type and country of origin.

Farm Value of Fresh Hawaii Ginger Root
State of Hawaii, 1990-99



Donald A. Martin
State Agricultural Statistician

Ron Nakamura
Research Statistician

Elyse Taka
Statistical Assistant

Wendell Au
Naomi Landgraf
June Okamura
Llewellyn Suzuki
James Yamaki
Research Statisticians

Hawaii Fresh Ginger Root Statistics

Acres harvested, yield per harvested acre, production, average farm price, and farm value
State of Hawaii, 1949 to 1999

Year ^{1/}	Acres harvested	Yield per harvested acre	Production	Average farm price	Farm value
		----- 1,000 pounds -----		Cents per pound	\$1,000
1949	18	38.3	690	16.2	112
1950	16	35.9	575	22.1	127
1951	14	27.9	390	43.3	169
1952	14	30.4	425	39.3	167
1953	13	43.5	565	28.8	163
1954	20	40.2	805	21.5	173
1955	20	39.2	785	19.5	150
1956	22	34.5	760	22.1	168
1957	17	33.5	570	25.3	144
1958	15	32.7	490	39.2	192
1959	25	29.2	730	24.4	178
1960	32	28.3	905	19.7	178
1961	27	25.2	680	23.8	162
1962	21	17.1	360	40.0	144
1963	17	22.6	385	30.6	118
1964	25	26.2	655	18.5	121
1965	15	35.0	525	23.4	123
1966	14	35.0	490	28.4	139
1967	19	37.9	720	28.3	204
1968	19	37.1	705	26.0	183
1969	21	40.0	840	28.9	243
1970	21	39.3	820	29.4	241
1971	23	40.2	925	27.5	254
1972	17	29.4	500	41.8	209
1973	13	39.6	515	68.7	354
1974	11	32.0	352	61.9	218
1975	22	36.0	793	60.7	481
1976	18	36.1	650	61.8	402
1977	39	28.5	1,110	65.4	726
1978	55	24.4	1,340	61.1	819
1979	75	24.8	1,860	61.2	1,138
1980	40	40.8	1,610	61.7	1,090
1981	64	44.7	2,860	76.2	2,179
1982	100	36.3	3,630	92.3	3,350
1983	160	32.1	5,140	54.6	2,806
1984	135	37.4	5,050	45.1	2,280
1985	125	43.4	5,425	82.3	4,465
1986	145	40.7	5,900	81.0	4,779
1987	215	46.7	10,050	45.0	4,523
1988	165	49.1	8,100	62.0	5,022
1989	180	50.0	9,000	71.5	6,435
1990	190	50.0	9,500	71.5	6,792
1991	250	48.0	12,000	63.0	7,560
1992	290	40.0	11,600	55.0	6,380
1993	360	27.5	9,900	53.0	5,247
1994	150	40.0	6,000	87.0	5,220
1995	135	43.0	5,800	87.0	5,046
1996	200	47.0	9,400	87.0	7,050
1997	275	44.0	12,100	75.0	8,107
1998	360	50.0	18,000	40.0	7,200
1999	350	46.0	16,100	50.0	8,050

^{1/} Harvesting normally begins in December and continues into the year shown.

As a result of the wet weather, disease became a problem for many farmers. While losses varied widely, the higher overall incidence of disease was a main reason for the 8-percent decline in average yields experienced during the 1998/99 season.

Farm revenues second only to 1996/97 season

The \$8.1 million in farm revenues recorded by ginger root growers during the 1998/99 season was only 1 percent less than the record-high amount received in 1996/97. Although a 25-percent increase in the average farm price was a major reason for the near record revenues, 1998/99's farm price was still the fourth lowest in the last 27 seasons.

Outlook for 1999/2000 season

Acres planted by farmers for 1999/2000 season, forecast of production based on historical yields, and acres harvested in past seasons.

Hawaii ginger root growers are expected to plant 400 acres for harvest during the 1999/2000 season, up 14 percent from the 350 acres that were harvested during the 1998/99 season. Farmers surveyed by the Hawaii Agricultural Statistics Service reported that plantings were 88 percent complete at the end of April 1999.

Based on the most recent 3-year average yield of 46,900 pounds per harvested acre, the 1999/2000 crop is forecast at 18.8 million pounds, up 17 percent from the 1998/99 harvest.

Weather conditions have been variable so far this year. An unusually wet January and February were followed by March and April showers that were near normal. Rainfall dropped off significantly in May and has stayed below normal in June and July (see chart at bottom right). Overall conditions, however, have been favorable for crop growth. Some disease damage was noticed in the plantings and farmers were roguing infected plants. Farm activity has been normal for this time of the year. The eventual size of

the 1999/2000 crop will largely depend on weather conditions for the remainder of the season, the incidence of diseases, and market conditions.

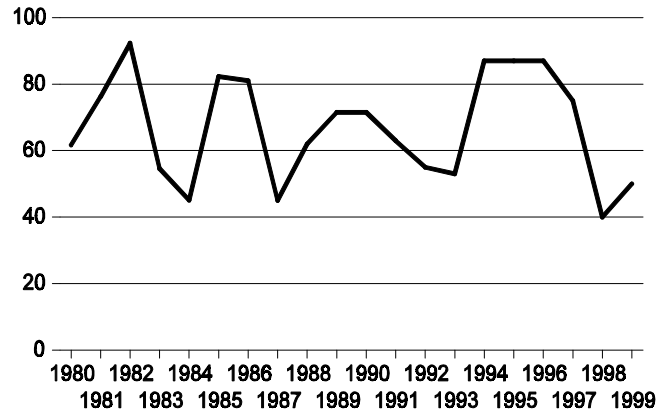
Regular updates on the progress of the 1999/2000 ginger root crop are published in the weekly *Hawaii Crop Weather* report.



Fresh Hawaii Ginger Root Farm Prices

State of Hawaii, 1980-1999

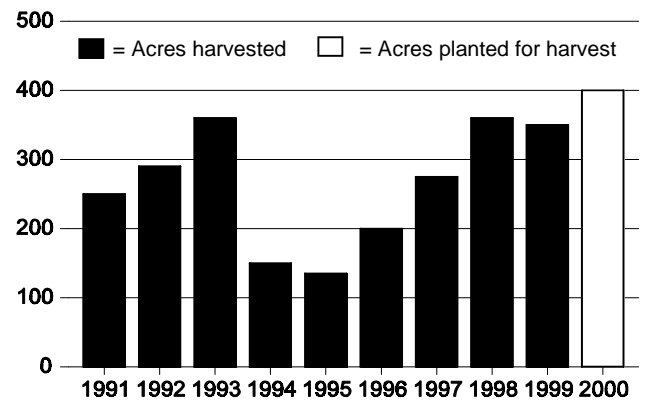
Cents per pound



Expected Ginger Root for Harvest with Acres Harvested in Previous Seasons

State of Hawaii, 1991-2000

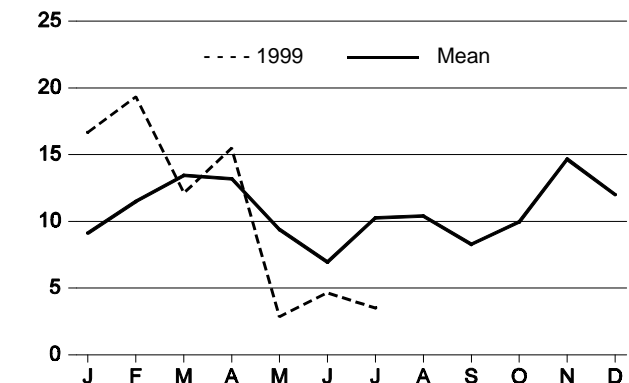
Acres



Monthly Rainfall at Hilo Airport

Hawaii island, 1999

Inches



U.S. Imports of Ginger Root

Imports of ginger root into the United States by type of product and country of origin during 1998 with annual totals for past years.

Year	Type of Ginger Root				Total
	Ground	Not Ground	Preserved	Sweet	
1998 by Country			<i>pounds</i>		
Australia			776,714	12,511	789,225
Brazil		7,761,107			7,761,107
Canada		1,920		167,254	169,174
China	77,333	5,205,898	124,267	212,649	5,620,147
Costa Rica	74,452	6,814,591		36,773	6,925,816
Ecuador		230,923			230,923
Guatemala		856,070			856,070
Honduras		769,456			769,456
Hong Kong	3,375	60,792	10,060	122,232	196,459
India	365,373	2,536,434		30,155	2,931,962
Indonesia		59,156	81,705		140,861
Japan	22,046	32,086		44	54,176
Nicaragua		263,216			263,216
Nigeria		1,465,199			1,465,199
Other Pacific Islands; NEC		867,307			867,307
South Africa		6,261			6,261
Taiwan		26,177		28,199	54,376
Thailand	7,582	3,339,826	489,591	1,066,962	4,903,961
Other	18,968	78,200	29,781	139,131	266,080
Total	569,129	30,374,619	1,512,118	1,815,910	34,271,776
1997	853,615	29,649,346	1,267,228	2,045,717	33,815,906

Source: U.S. Department of Commerce

U.S. Department of Agriculture
Hawaii Agricultural Statistics Service
P.O. Box 22159
Honolulu, Hawaii 96823-2159

OFFICIAL BUSINESS
PENALTY FOR PRIVATE USE, \$300

Bulk Rate
Postage and Fees Paid
NATIONAL AGRICULTURAL
STATISTICS SERVICE
Permit No. G-38

Return Service Requested