

Hawaii Herbs

Donald A. Martin, State Agricultural Statistician

September 2002

Production and Farm Value Reach Record Highs

The Hawaii Agricultural Statistics Service estimates production of fresh herb sales at a record-high 3.2 million pounds for 2001, up 10 percent from 2000. Total farm revenues for all types of herb sales also climbed to a new record high at \$5.9 million, up 10 percent from 2000.

Sweet (Italian) basil experienced a 6-percent decline in 2001, but remained the most popular herb in 2001 with production of 1.5 million pounds. Farm prices for sweet basil averaged \$2.00 per pound, unchanged for the past three years.

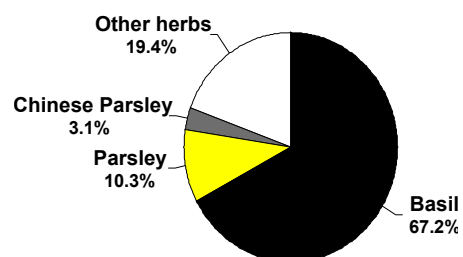
Asian basil sales totaled 650,000 pounds, up 30 percent from 2000 and a new record high for this herb. Farm prices remained unchanged at an average of 80 cents per pound in

2001.

Parsley production, estimated at 330,000 pounds for 2001, was up for the fourth consecutive year and was at the highest level since 1984. The average farm price remained unchanged at \$2.00 per pound. Farm revenues increased 50 percent to \$660,000 in 2001. **Chinese parsley** (more commonly known as Cilantro) farmers harvested 100,000 pounds in 2001, up 25 percent from 2000. Farm prices for Chinese parsley decreased 30 percent in 2001 to an average of \$2.10 per pound.

Production of all **other herbs** totaled 620,000 pounds and had a farm value of \$1.5 million in 2001. Some of the major herbs in this combined

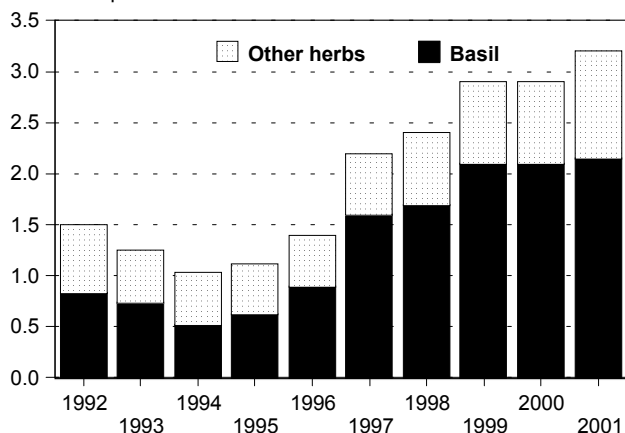
Distribution of Herb Production
State of Hawaii, 2001



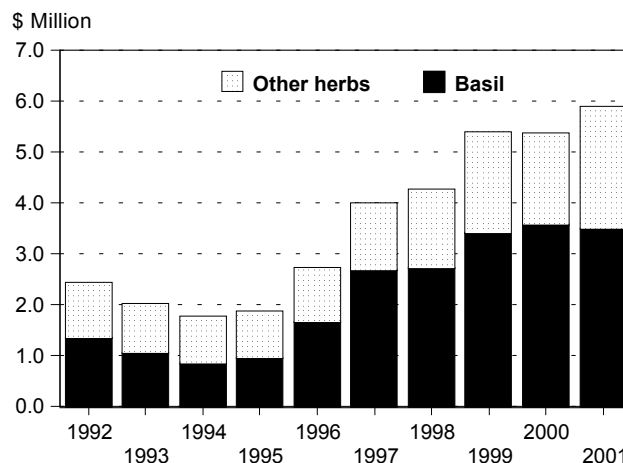
category were mint, dill, rosemary, and chives. Individual totals for these herbs were not published to avoid disclosure of individual operations. ❖

Trends

Fresh Herb Production
State of Hawaii, 1992-2001



Fresh Herb Farm Value
State of Hawaii, 1992-2001



FRESH HERBS

Production, farm price, and farm value by types, State of Hawaii, 1997-2001.

Year	Basil			Parsley	Chinese Parsley (Cilantro)	Other herbs ¹	All herbs
	Sweet (Italian)	Asian	Total				
Production - 1,000 pounds							
1997	1,100	500	1,600	200	100	300	2,200
1998	1,200	500	1,700	125	75	500	2,400
1999	1,500	600	2,100	190	90	520	2,900
2000	1,600	500	2,100	220	80	500	2,900
2001	1,500	650	2,150	330	100	620	3,200
Farm price - \$ per pound							
1997	2.00	1.00		1.75	2.65	2.30	
1998	1.90	.90		2.05	2.70	2.20	
1999	2.00	.70		2.00	2.15	2.70	
2000	2.00	.80		2.00	3.00	2.20	
2001	2.00	.80		2.00	2.10	2.45	
Farm value - \$1,000							
1997	2,200	500	2,700	350	265	690	4,005
1998	2,280	450	2,730	256	203	1,100	4,289
1999	3,000	420	3,420	380	194	1,404	5,398
2000	3,200	400	3,600	440	240	1,100	5,380
2001	3,000	520	3,520	660	210	1,519	5,909

¹ Includes spearmint, dill, and other herbs; some of which cannot be published separately to avoid disclosure. Also includes small amount of basil and parsley for which an individual total could not be obtained.