

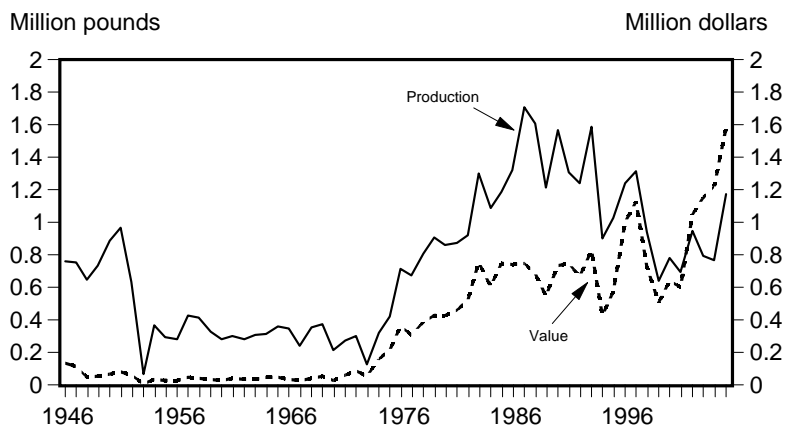


# HAWAII HONEY

Frequency: Annual  
 Release Date: March 20, 2006

## 2005 Hawaii Honey Production Higher

### Honey: Production and Value State of Hawaii 1946-2005



USDA, NASS, Hawaii Field Office

Hawaii honey production is estimated at 1,179,000 pounds, 54 percent more than 2004, according to the Hawaii Field Office of the National Agricultural Statistics Service. Weather conditions were variable throughout the year with rainfall occurring in all months thus limiting prolonged dry periods or prolonged very wet conditions. The number of honey producing colonies totaled 9,000, up 1,000 from the previous year. Honey yield per colony averaged 131 pounds, up 36 percent from 2004. Producers received an average \$1.34 per pound in 2005, down 16 percent from the 2004 record high. Farm value totaled \$1.6 million, 29 percent higher than last year's value. In 2005, beeswax production amounted to 10,000 pounds, 9 percent lower than last year. The average price of beeswax was \$1.82 per pound, unchanged from 2004. Beeswax value totaled \$18,000, 10 percent lower than the previous year. The value of queen bee sales is not included in this release to avoid disclosure of individual operations.

## United States Honey Production Down 5 Percent

Honey production in 2005 from producers with five or more colonies totaled 175 million pounds, down 5 percent from 2004. There were 2.41 million colonies producing honey in 2005, down 6 percent from 2004. Yield per colony averaged 72.5 pounds, up 1 percent from the 71.8 pounds in 2004. Colonies which produced honey in more than one State were counted in each State where the honey was produced, therefore yields per colony may be understated. Colonies were not included if honey was not harvested. Producer honey stocks were 62.4 million pounds on December 15, 2005, up 2 percent from a year earlier. Stocks held by producers exclude stocks held under the commodity loan program.

## Honey Prices Down 15 Percent

Honey prices decreased during 2005 to 90.4 cents, down 15 percent from 106.9 cents in 2004. Prices are based on retail sales by producers and sales to private processors and cooperatives. State level honey prices reflect the portions of honey sold through retail, co-op and private channels. Honey prices for each color class are derived by weighing quantities sold for each marketing channel. Honey prices for 2005 were lower than the previous year for all color class totals.

**Honey: Number of colonies, honey and beeswax production, price and value,  
State of Hawaii, 1952-2005 -- Continued**

Year	Honey producing colonies	Production		Yield per colony	Average price		Value of production	
		Honey (extracted)	Beeswax		Honey (extracted)	Beeswax	Honey (extracted)	Beeswax
	<i>Thousands</i>	<i>---- 1,000 pounds ----</i>		<i>Pounds</i>	<i>---- Cents per pound ----</i>		<i>---- 1,000 dollars ----</i>	
1946	7.2	761	15	106	18.0	47	137	7
1947	8.7	758	15	87	15.0	44	114	7
1948	9.0	652	12	72	8.0	43	52	5
1949	8.5	738	12	87	7.5	38	55	5
1950	10	890	18	89	7.5	41	67	7
1951	11	968	13	88	8.5	52	82	7
1952	13	637	8	49	9.5	45	61	4
1953	10	70	7	7	10.4	40	7	3
1954	10	370	7	37	10.3	42	38	3
1955	8	296	8	37	11.2	46	33	4
1956	8	280	6	35	11.5	53	32	3
1957	8	432	9	54	10.8	59	47	5
1958	8	416	7	52	10.1	46	42	3
1959	7	329	6	47	11.3	41	37	2
1960	7	280	5	40	11.4	44	32	2
1961	7	301	5	43	14.7	42	44	2
1962	7	280	5	40	12.8	42	36	2
1963	7	308	5	44	12.6	42	39	2
1964	7	315	4	45	15.8	40	50	2
1965	6	366	9	61	14.6	45	53	4
1966	6	348	6	58	11.1	44	39	3
1967	6	246	4	41	11.0	63	27	3
1968	6	354	8	59	12.5	73	44	6
1969	5	375	7	75	14.3	68	54	5
1970	5	215	4	43	15.0	78	32	3
1971	4	276	6	69	21.7	65	60	4
1972	4	300	6	75	30.1	75	90	5
1973	3	132	5	44	44.1	90	58	5
1974	4	320	8	80	50.1	123	160	10
1975	6	426	16	71	51.4	110	219	18
1976	7	714	9	102	50.5	130	361	12
1977	7	679	11	97	45.4	126	308	14
1978	7	812	11	116	47.6	183	387	20
1979	7	910	15	130	47.2	180	430	27
1980	7	861	20	123	49.6	172	427	34
1981	7	875	16	125	53.3	186	466	30
1982	8	920	14	115	56.5	210	520	29
1983	9	1,305	21	145	58.1	230	758	48
1984	9	1,089	17	121	56.1	195	611	33
1985	9	1,188	18	132	62.9	190	747	34
1986	9	1,323	18	147	56.0	155	741	28
1987	9	1,710	19	190	44.0	145	752	28
1988	9	1,611	24	179	43.0	132	693	32
1989	9	1,215	18	135	45.0	124	547	22
1990	10	1,570	17	157	47.0	119	738	20
1991	10	1,310	22	131	57.0	116	747	26
1992	9	1,242	29	138	54.0	115	671	33
1993	9	1,593	18	177	52.0	222	828	40
1994	9	900	15	100	48.0	167	432	25
1995	8	1,032	16	129	56.0	106	578	17
1996	8	1,240	18	155	81.0	217	1,004	39
1997	9	1,314	17	146	86.0	224	1,130	38

Continued

**Honey: Number of colonies, honey and beeswax production, price and value,  
State of Hawaii, 1952-2005 -- Continued**

Year	Honey producing colonies	Production		Yield per colony	Average price		Value of production	
		Honey (extracted)	Beeswax		Honey (extracted)	Beeswax	Honey (extracted)	Beeswax
	<i>Thousands</i>	<i>----- 1,000 pounds -----</i>		<i>Pounds</i>	<i>----- Cents per pound -----</i>		<i>----- 1,000 dollars -----</i>	
1998	8	944	15	118	77.0	173	727	26
1999	8	640	15	80	80.0	173	512	26
2000	7	784	8	112	82.0	200	643	16
2001	8	696	6	87	87.0	233	606	14
2002	7	952	15	136	111.0	193	1,057	29
2003	7	798	11	114	145.0	182	1,157	20
2004	8	768	11	96	159.0	182	1,221	20
2005	9	1,179	10	131	134.0	182	1,580	18

**Honey: Number of Colonies, Yield, Production, Stocks, Price, and Value  
for Selected States and United States, 2005<sup>1</sup>**

State	Honey producing colonies	Yield per colony	Production	Stocks Dec 15 <sup>2</sup>	Average price per pound <sup>3</sup>	Value of production
	<i>Thousands</i>	<i>Pounds</i>	<i>----- 1,000 pounds -----</i>		<i>Cents</i>	<i>1,000 dollars</i>
AR	36	69	2,484	571	95	2,360
AZ	36	50	1,800	720	97	1,746
CA	400	75	30,000	9,300	84	25,200
CO	26	70	1,820	837	104	1,893
FL	160	86	13,760	2,477	87	11,971
GA	59	49	2,891	434	84	2,428
<b>HI</b>	<b>9</b>	<b>131</b>	<b>1,179</b>	<b>283</b>	<b>134</b>	<b>1,580</b>
IA	28	88	2,464	1,232	98	2,415
ID	95	37	3,515	1,793	80	2,812
LA	35	97	3,395	611	71	2,410
MI	65	68	4,420	2,519	99	4,376
MN	120	74	8,880	1,598	83	7,370
MS	16	80	1,280	346	66	845
MT	130	67	8,710	3,136	80	6,968
ND	370	91	33,670	8,418	81	27,273
NE	40	68	2,720	2,530	89	2,421
NY	60	73	4,380	2,321	122	5,344
OR	39	42	1,638	557	108	1,769
PA	28	56	1,568	800	105	1,646
SD	220	79	17,380	11,818	76	13,209
TX	84	71	5,964	954	85	5,069
WA	51	55	2,805	1,935	106	2,973
WI	64	83	5,312	2,922	114	6,056
WY	40	56	2,240	291	87	1,949
Oth Sts <sup>4,5</sup>	199	52	10,368	4,003	152	15,712
U.S. <sup>5</sup>	2,410	72.5	174,643	62,406	90.4	157,795

<sup>1</sup> For producers with 5 or more colonies. Colonies which produced honey in more than one State were counted in each State.

<sup>2</sup> Stocks held by producers.

<sup>3</sup> Prices weighted by sales.

<sup>4</sup> Includes all other States not published separately.

<sup>5</sup> Total colonies multiplied by total yield may not exactly equal production.

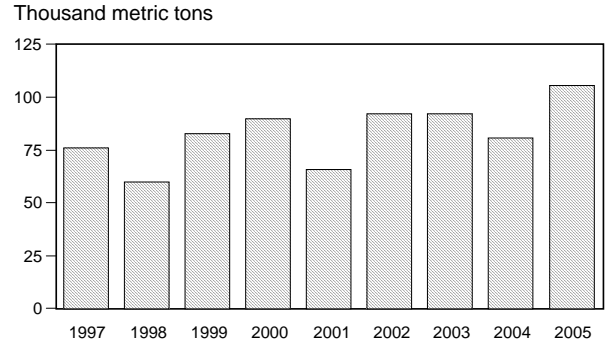
## United States Honey Imports Higher

U.S. honey imports totaled 105,500 metric tons in 2005, compared to 80,900 metric tons in 2004. The value of 2005 imports was down 10 percent from 2004 to \$125.4 million. Imports from many countries increased from the previous year.

Subject description of general imports included are:

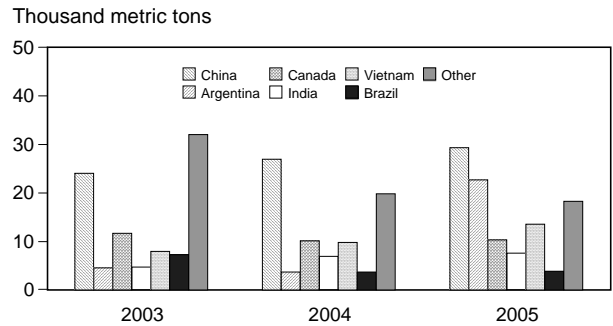
0409000025: Comb Honey and Honey Packaged for Retail Sales  
 0409000042: Natural Honey, Not Packed for Retail Sales, White  
 0409000044: Natural Honey, Not Packed for Retail Sales, Extra Light Amber  
 0409000062: Natural Honey, Not Packed for Retail Sales, Light Amber  
 0409000064: Natural Honey, Not Packed for Retail Sales, Neso

## U.S. Honey Imports by Year, 1997-2005



Source: U.S. Department of Commerce, Bureau of the Census.

## U.S. Honey Imports, by Country of Origin, 2003-2005



Source: U.S. Department of Commerce, Bureau of the Census.

<b>Mark Hudson</b> Director	<b>Arthur Osaki</b> Research Statistician
<b>Steve Gunn</b> Deputy Director	<b>Sandy Nakasone</b> Statistical Assistant
Contributing: Robert Miyake & David Mattice – Hawaii County June Okamura & Josefina Rasay – Honolulu County June Okamura – Kauai County Naomi Landgraf – Maui County	
Hawaii NASDA Enumerators	