

# Hawaii Seed Crops

## Seed Crop Value Tops \$25 Million

**Statistics ..... page 2**  
*Historical record of number of farms,  
acreage, outshipments of seed,  
and value with 1998/99 projections.*

**Hawaii's seed  
industry ..... page 3**  
*Overview and additional charts.*

The Hawaii Agricultural Statistics Service estimates the value of Hawaii's seed crop industry at a record high \$25.2 million for the 1997/98 season, up 24 percent from 1996/97. The industry's value was based on reported gross operational budgets since the majority of the seeds produced by companies are not sold. Instead, most seeds are a product of ongoing research or will be further propagated before sale. Additional record highs were set during the 1997/98 season for outshipments of seed (mainly corn seed) at 4 million pounds and total acreage used at 3,000 acres.

Results from an annual survey of seed companies also indicated that the industry is poised for further growth in 1998/99. Acreage is expected to increase by 17 percent to a total of 3,500 acres. Outshipments of seed are projected to increase to 4.4 million pounds, up 10 percent from the 1997/98 season. Finally, the value of Hawaii's seed industry is anticipated to increase 8 percent to a new record high of \$27.2 million. Additional charts and a brief overview of Hawaii's seed industry can be found on page 3.

### Hawaii Agricultural Statistics Service

U.S. Department of Agriculture  
Hawaii Department of Agriculture  
P.O. Box 22159  
Honolulu, HI 96823-2159  
Telephone: (808) 973-9588  
Fax: (808) 973-2909

**Donald A. Martin**  
State Agricultural Statistician

**Ron Nakamura**  
Research Statistician

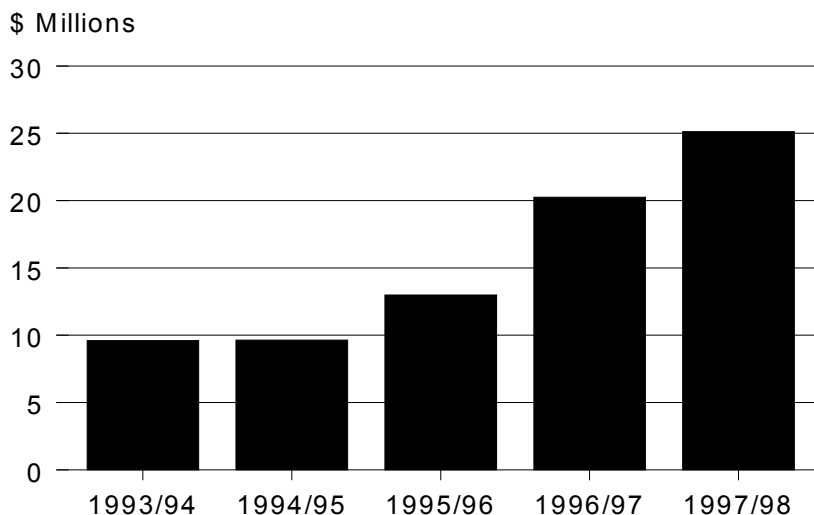
**Elyse Taka**  
Statistical Assistant

James Yamaki - Hawaii island  
Llewellyn Suzuki - Hawaii island  
Naomi Landgraf - Maui\Molokai\Lanai  
Wendell Au - Oahu  
June Okamura - Oahu\Kauai

Visit our website for the latest statistics  
on Hawaii's agriculture:

<http://www.nass.usda.gov/hi/>

**Value of Seed Crops  
State of Hawaii, 1993/94-1997/98**



# SEED CROP STATISTICS

**SEED CROPS:** Number of farms, acreage, outshipments, and value, State of Hawaii, 1967/68-1997/98

Crop year	Number of farms	Acreage				Total outshipments of seeds	Value <sup>1</sup>		
		Total	Nursery	Seed increase	Grow-out or observation		Total	Seed corn	Other seed crops
		----- Acres -----				1,000 pounds	----- \$1,000 -----		
1967/68	2	170	65	-	105	80			
1968/69	5	405	80	25	300	130	450	450	-
1969/70	5	460	110	30	350	220	640	640	-
1970/71	6	1,835	125	50	1,730	1,140	1,483	1,483	-
1971/72	5	480	175	30	275	269	976	976	-
1972/73	5	530	200	70	260	300	1,195	1,195	-
1973/74	4	440	220	80	200	340	1,156	1,156	-
1974/75	5	1,250	210	90	290	1,165	2,032	2,032	-
1975/76	4	530	265	110	205	405	1,905	1,905	-
1976/77	4	600	285	65	310	515	2,185	2,185	-
1977/78	6	460	235	75	180	340	1,389	1,389	-
1978/79	6	480	240	90	190	270	1,740	1,740	-
1979/80	5	510	250	100	160	290	2,100	2,100	-
1980/81	5	550	280	120	170	350	2,410	2,410	-
1981/82	5	600	250	135	215	280	2,990	2,990	-
1982/83	5	660	280	165	215	250	3,275	3,275	-
1983/84	6	730	340	90	300	560	4,170	4,170	-
1984/85	7	870	395	145	330	500	5,150	5,150	-
1985/86	7	840	430	160	250	620	5,170	5,170	-
1986/87	7	800	420	125	255	535	5,070	5,070	-
1987/88	7	970	455	80	435	810	6,060	6,060	-
1988/89	7	1,080	470	75	535	1,060	6,440	6,440	-
1989/90	8	900	490	100	310	500	6,660	6,660	-
1990/91	8	850	480	120	250	1,020	4,850	4,850	-
1991/92	7	925	505	105	315	1,315	7,319	6,961	358
1992/93	7	970	485	90	395	1,100	7,500	6,975	525
1993/94	7	1,230	490	660	80	1,850	9,600	9,100	500
1994/95	7	1,400	640	670	590	3,200	9,640	9,190	450
1995/96	6	1,600	630	910	60	2,025	13,000	12,475	525
1996/97	6	1,780	625	1,060	95	3,160	20,250	19,030	1,220
1997/98	8	3,000	1,040	1,830	130	4,050	25,150	23,650	1,500
<b>Projections:</b>									
<b>1998/99</b>	<b>8</b>	<b>3,500</b>	-	-	-	<b>4,450</b>	<b>27,250</b>	-	-

<sup>1</sup> Based on gross operational budgets of seed operations.

- = Not estimated.

# HAWAII'S SEED INDUSTRY

## Overview

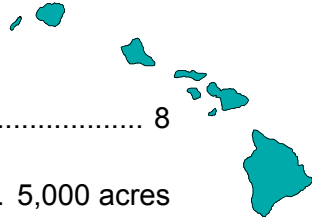
Total number of seed operations ..... 8

Total land in operations ..... 5,000 acres

Total number of workers ..... 770

Full-time workers = 180

Part-time workers = 590



Not all the corn, soybeans, or papayas grown in Hawaii are meant for consumption. A relatively small number of companies grow these, and others crops, solely for their seed. During the 1997/98 season, over 4 million pounds of seeds (mostly corn) were produced and shipped out of Hawaii. A more visible sign of the success of these companies is the increasing number of fields devoted to seed research and production in the leeward sections of Maui, Molokai, Kauai, and Oahu.

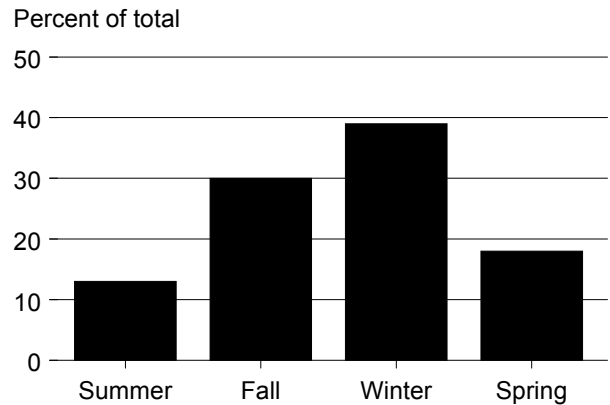
Most of the seed operations in Hawaii are associated with parent companies headquartered on the U.S. mainland and a few others do independent contract work. Hawaii's abundant sunshine and moderate temperatures provide these companies with a year-round growing environment. This capability allows companies to grow multiple generations or to sustain research done in other areas of the country. Both advantages are crucial to bringing a new variety to market as quickly as possible.

Research and production efforts in Hawaii are mainly geared for crops grown on the mainland. As a result, approximately 95 percent of all acreage is devoted to seed corn. However, locally important crops are also grown and distributed to Hawaii's farmers. For example, seeds of the first genetically engineered papaya that is resistant to a virus are being propagated locally. This new Rainbow variety is resistant to the papaya ring spot virus which has devastated fields in the Puna district of the Big Island.



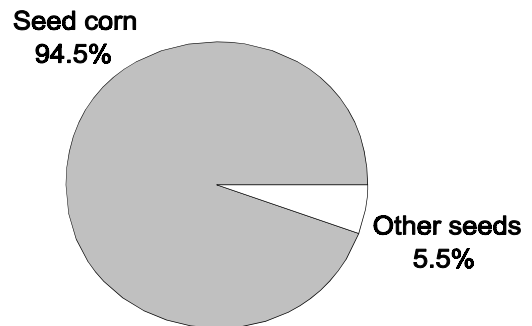
## Fall and winter are busiest

Percent Distribution of Plantings by Season  
State of Hawaii, 1997/98



## Seed corn dominates

Percent Distribution of Acres Planted by Seed Type  
State of Hawaii, 1997/98



## Seed outshipments top 4 million pounds

Total Outshipments of Seed  
State of Hawaii, 1988/89-1997/98

