

National Agricultural Statistics Service

Hawaii Agricultural Statistics Service
Hawaii Department of Agriculture
P.O. Box 22159
Honolulu, HI 96823-2159
Telephone: (808) 973-9588
Fax: (808) 973-2909

Hawaii Vegetables

A monthly summary of acreage, sales, and farm prices for Hawaii's major vegetables

Other crop highlights page 2
Crop conditions and projections of harvested acreage.

Monthly statistics page 3
Plantings, acres harvested, average yield, total sales, and average farm prices.

Head Cabbage

Crop condition

Crop conditions were fair to good. The incidence of insect and diseases were generally light.

February review

Statewide sales totaled 925,000 pounds in February, down 8 percent from January. Yields averaged 21,500 pounds per acre, up 3 percent from January. Cool temperatures, adequate irrigation, and light pest problems were major contributors to the increased yield.

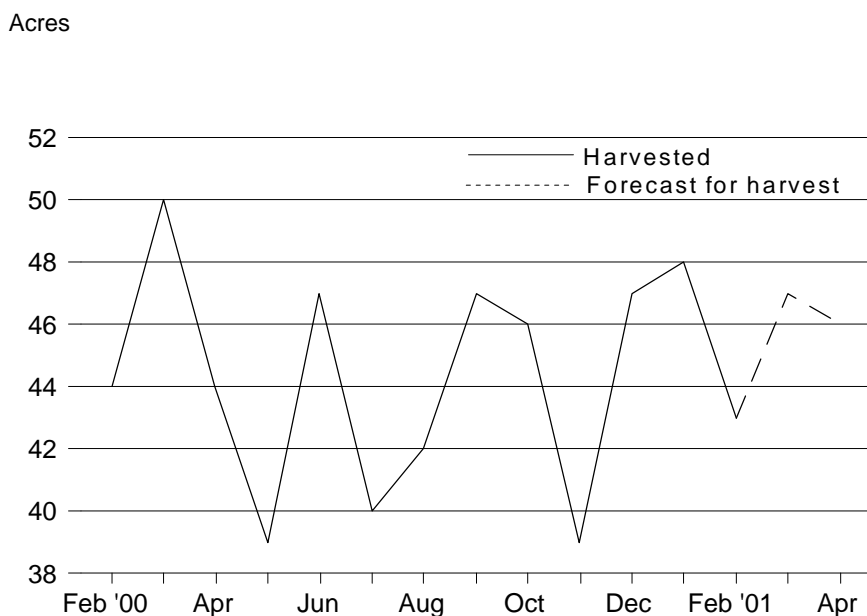
Farm prices averaged 27.0 cents per pound in February, up half a cent from January's average farm price of 26.5 cents per pound.

Outlook

Harvested acreage is expected to increase to 47 acres in March, up 9 percent from February. The increase in harvested acreage will be fueled by the celebration of St. Patrick's day on March 17th.

Harvested acreage is expected to decline 2 percent in April to 46 acres. Offsetting some of the decline in acreage in April, however, is an expected increase in yields. Spring-like weather is anticipated to have a more favorable effect on crop growth.

HEAD CABBAGE: Monthly acres harvested and forecast for harvest. State of Hawaii



Donald A. Martin
State Agricultural Statistician

Ron Nakamura
Research Statistician

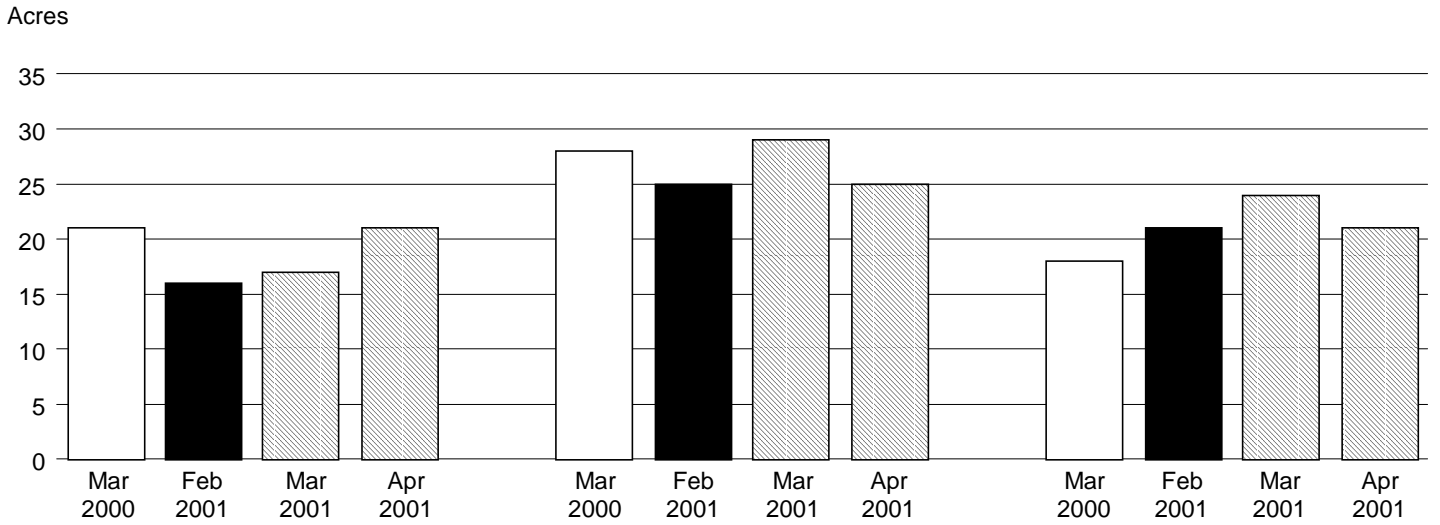
Elyse Taka
Statistical Assistant

Wendell Au
Naomi Landgraf
June Okamura
James Yamaki
Research Statisticians

Crop highlights

Crop conditions, acres harvested, and acres intended to be harvested for selected vegetables, State of Hawaii.

Acres harvested year ago
 Acres harvested
 Acres intended for harvest



Snap Beans

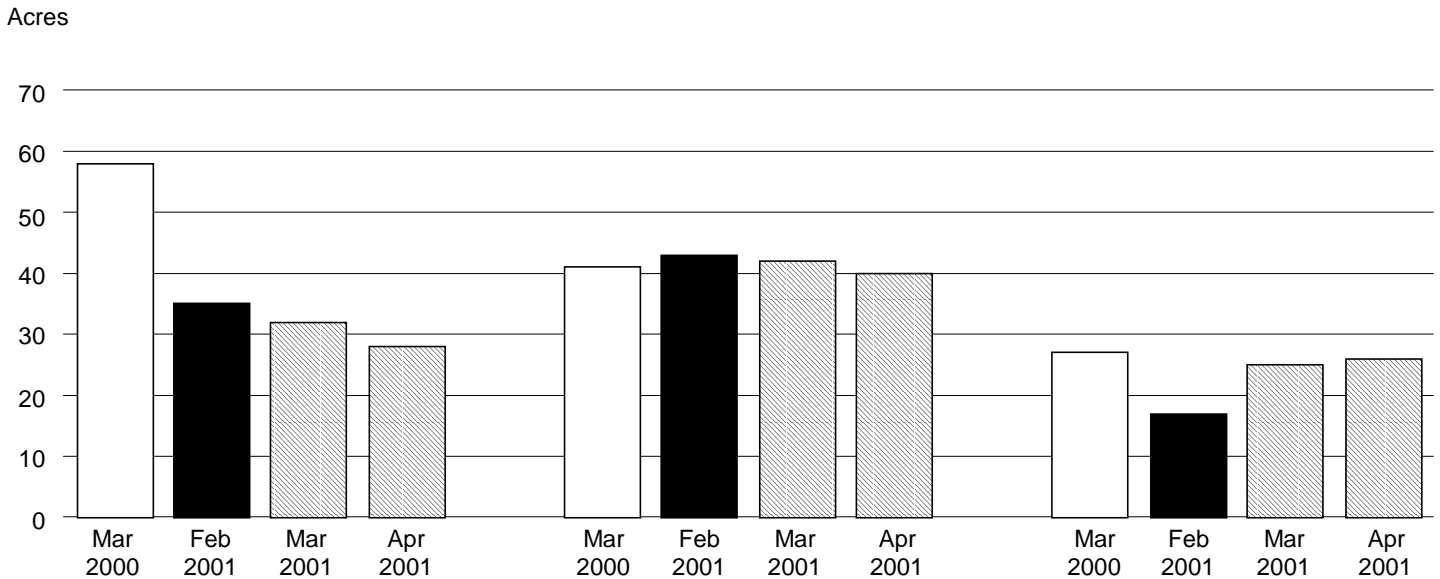
Weather conditions were generally favorable for this time of the year. Heavy showers did occur in some growing areas during mid-month, but losses were not major.

Chinese Cabbage

Overall crop conditions were fair to good. Insect and disease damage were generally light. Cool temperatures and relatively short days continue to suppress yields, but they are expected to improve with the advent of warmer weather.

Romaine

Weather conditions were fair for crop development during February. Insect and disease damage remained generally light.



Dry onion

Crop conditions varied from fair to very good. The bulk of harvested acreage in the coming months will occur on Oahu.

Cucumbers

Crop conditions ranged from fair to poor. Gusty winds during February caused some bruising and loss of flowers. Cool temperatures and, in some cases, severe disease damage also reduced yields.

Sweet corn

Cool temperatures and cloudy skies hindered crop development during February. Acreage for harvest will remain relatively light.

February statistics

Total acres, harvested acres, average yield, total sales, and average farm prices for 13 selected vegetables with January-to-date totals, State of Hawaii.

Crop	Total acres on Mar 1 st	February 2001				January-to-date sales		
		Acres harvested	Average yield ^{1/}	Total sales	Average farm price	2000 ^{2/}	2001	Change
			<i>1,000 lbs per acre</i>	<i>1,000 lbs</i>	<i>Cents per lb.</i>	<i>----- 1,000 lbs -----</i>		<i>Percent</i>
Beans, snap	32	16	4.3	68	107.9	197	165	-16
Cabbage, Chinese	41	25	19.6	491	25.6	1,350	1,076	-20
Cabbage, head	92	43	21.5	925	27.0	2,535	1,930	-24
Cabbage, mustard	16	13	10.4	135	52.5	237	279	18
Corn, sweet	62	17	2.6	44	73.7	310	141	-55
Cucumbers	74	43	10.4	447	46.5	933	883	-5
Lettuce, head	15	8	9.4	75	45.3	162	145	-10
Lettuce, semi-head	8	5	5.0	25	65.1	58	52	-10
Onions, dry	90	35	4.6	162	92.7	150	267	78
Onions, green	32	14	8.5	119	91.7	229	242	6
Peppers, green	3/	17	15.7	267	67.2	476	532	12
Romaine	39	21	12.4	260	48.1	469	488	4
Tomatoes	3/	54	24.4	1,316	63.3	2,465	2,739	11

^{1/} Total sales divided by acres harvested. ^{2/} Revised. ^{3/} Not published to avoid disclosure of individual operations.

Acreage summary

Monthly new plantings, acres harvested, and acres for harvest for 13 selected vegetables, State of Hawaii.

Crop	New acres planted			Acres harvested			Acres for harvest	
	Dec 2000	Jan 2001	Feb 2001	Dec 2000	Jan 2001	Feb 2001	Mar 2001	Apr 2001
Beans, snap	10	17	20	14	13	16	17	21
Cabbage, Chinese	19	24	21	28	29	25	29	25
Cabbage, head	41	46	43	47	48	43	47	46
Cabbage, mustard	11	13	9	10	11	13	13	11
Corn, sweet	14	31	30	32	31	17	25	26
Cucumbers	41	40	38	45	43	43	42	40
Lettuce, head	7	8	9	7	13	8	13	12
Lettuce, semi-head	5	5	5	5	5	5	5	5
Onions, dry	37	25	29	16	9	35	32	28
Onions, green	17	14	13	15	14	14	13	14
Peppers, green	1/	1/	1/	17	17	17	1/	1/
Romaine	20	19	23	17	19	21	24	21
Tomatoes	1/	1/	1/	51	57	54	1/	1/

^{1/} Not published to avoid disclosure of individual operations.