

National Agricultural Statistics Service

Hawaii Agricultural Statistics Service
Hawaii Department of Agriculture
P.O. Box 22159
Honolulu, HI 96823-2159
Telephone: (808) 973-9588
Fax: (808) 973-2909

Hawaii Vegetables

A monthly summary of acreage, sales, and farm prices for Hawaii's major vegetables

Other crop highlights page 2
Crop conditions and projections of harvested acreage.

Monthly statistics page 3
Plantings, acres harvested, average yield, total sales, and average farm prices.

California spring vegetables page 4
Acres for harvest and comments for selected California spring vegetables.

Donald A. Martin
State Agricultural Statistician

Ron Nakamura
Research Statistician

Elyse Taka
Statistical Assistant

Wendell Au
Naomi Landgraf
June Okamura
James Yamaki
Research Statisticians

Head Cabbage

Crop condition

Variable weather conditions resulted in irregular growth in some areas during March. In other areas, cool temperatures slowed growth and resulted in a backup of planting and harvesting activities. Overall, however, most plantings were in fair to good condition.

March review

Statewide sales totaled 1.2 million pounds in March, up 33 percent from February. March is typically a high production month due to the celebration of St. Patrick's day.

Farm prices averaged 27.3 cents per pound in March, up one percent

from February.

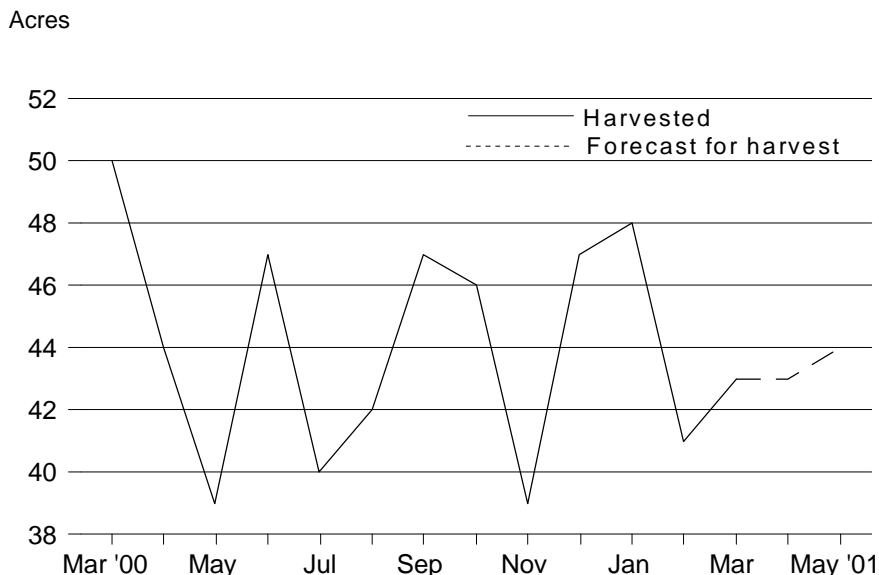
Outlook

Farmers are expected to keep harvested acreage steady at 43 acres in April. A one-percent increase to 44 acres is anticipated for May.

Farmers are hopeful that crops will make steady progress in the coming months with the advent of slightly warmer temperatures. Regular irrigation is also ensuring normal crop growth.

Generally, insect infestations have been light and under close monitoring.

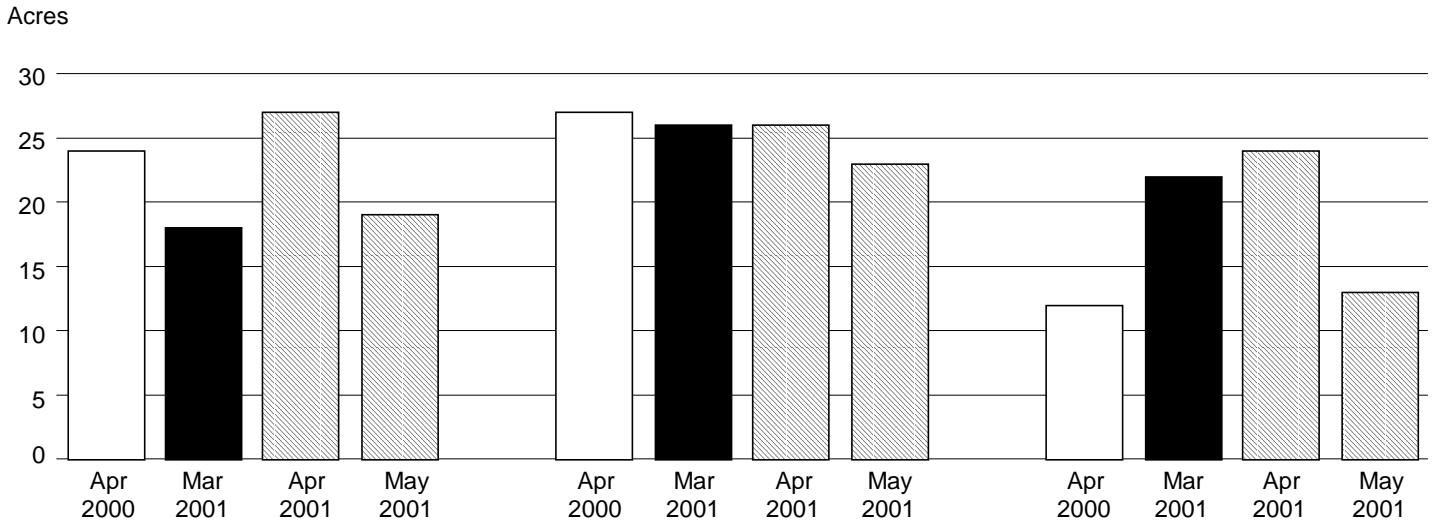
HEAD CABBAGE: Monthly acres harvested and forecast for harvest. State of Hawaii



Crop highlights

Crop conditions, acres harvested, and acres intended to be harvested for selected vegetables, State of Hawaii.

Acres harvested year ago
 Acres harvested
 Acres intended for harvest



Snap Beans

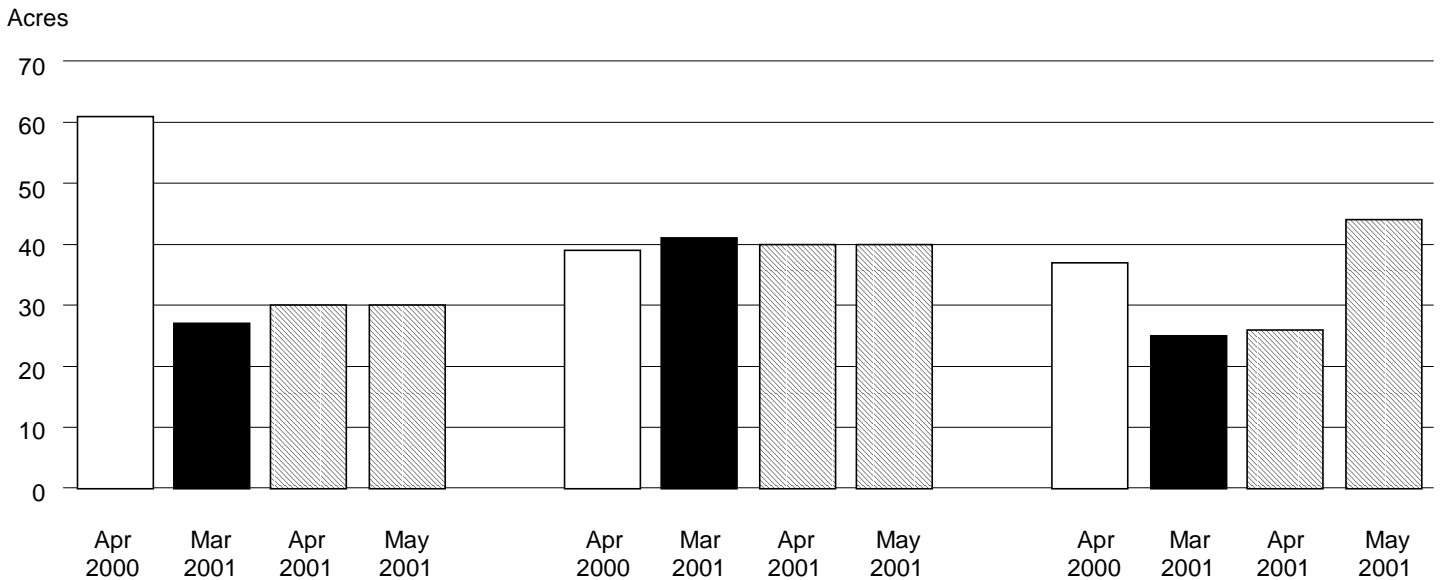
A mixture of partly cloudy skies, light showers, and some sunny periods was favorable for snap beans during March. Farmers also reported a lower incidence of disease in recent weeks. Most of this month's increased acreage will occur on Oahu and Hawaii islands.

Chinese Cabbage

Crop progress was variable during March. Overall crop condition was fair to good. Although weather conditions were generally dry, regular irrigation ensured normal growth. Some farmers reported a slowed down market.

Romaine

Plantings were in variable condition during March. Disease was a major problem in some areas; reducing yields and caused the abandonment of some acreage. Fields in other areas were in good condition.



Dry onion

Maui farmers reported harvesting good bulb size and quality. Weather conditions have been favorable with no significant rainfall to adversely affect the crop.

Cucumbers

Crop conditions were fair to good. Insect and disease damage was under control in most areas.

Sweet corn

The gradual advent of summer weather has been favorable for crop development. As a result, harvested acreage is expected to increase in the coming months.

March statistics

Total acres, harvested acres, average yield, total sales, and average farm prices for 13 selected vegetables with January-to-date totals, State of Hawaii.

Crop	Total acres on Mar 1 st	March 2001				January-to-date sales		
		Acres harvested	Average yield ^{1/}	Total sales	Average farm price	2000 ^{2/}	2001	Change
			<i>1,000 lbs per acre</i>	<i>1,000 lbs</i>	<i>Cents per lb.</i>	<i>----- 1,000 lbs -----</i>	<i>Percent</i>	
Beans, snap	40	27	3.4	93	100.2	267	258	-3
Cabbage, Chinese	43	26	28.7	745	23.1	1,994	1,821	-9
Cabbage, head	90	43	28.7	1,234	27.3	3,961	3,164	-20
Cabbage, mustard	17	13	12.4	161	52.7	366	440	20
Corn, sweet	84	26	4.6	119	65.8	454	260	-43
Cucumbers	73	40	12.6	503	46.0	1,287	1,386	8
Lettuce, head	13	9	10.0	90	43.7	251	235	-6
Lettuce, semi-head	8	5	7.4	37	64.7	92	89	-3
Onions, dry	77	30	30.8	924	73.6	1,024	1,191	16
Onions, green	32	14	8.3	116	89.4	346	358	3
Peppers, green	3/	18	14.1	254	75.4	725	786	8
Romaine	31	24	7.9	189	44.4	702	677	-4
Tomatoes	3/	60	23.4	1,402	61.6	3,509	4,141	18

^{1/} Total sales divided by acres harvested. ^{2/} Revised. ^{3/} Not published to avoid disclosure of individual operations.

Acreage summary

Monthly new plantings, acres harvested, and acres for harvest for 13 selected vegetables, State of Hawaii.

Crop	New acres planted			Acres harvested			Acres for harvest	
	Jan 2001	Feb 2001	Mar 2001	Jan 2001	Feb 2001	Mar 2001	Apr 2001	May 2001
Beans, snap	17	20	20	13	18	18	27	19
Cabbage, Chinese	24	22	28	29	25	26	26	23
Cabbage, head	46	42	43	48	41	43	43	44
Cabbage, mustard	13	10	12	11	13	11	13	6
Corn, sweet	31	32	45	31	18	25	26	44
Cucumbers	40	38	38	43	41	41	40	40
Lettuce, head	8	9	10	13	8	11	9	8
Lettuce, semi-head	5	5	5	5	5	5	5	5
Onions, dry	25	31	11	9	35	27	30	30
Onions, green	14	14	13	14	14	13	15	12
Peppers, green	1/	1/	1/	17	17	17	1/	1/
Romaine	19	23	16	19	21	22	24	13
Tomatoes	1/	1/	1/	57	54	56	1/	1/

^{1/} Not published to avoid disclosure of individual operations.

California Vegetables

Spring fresh market 2001 acreage projections and comments for selected vegetables with 1999 and 2000 comparisons.

Broccoli: California expects a wide range of crop quality due to fluctuations in weather conditions. Harvest of the spring crop began in March and should peak around mid-April with no expected interruptions in supply or volume.

Celery: Harvest was delayed in Ventura County (the largest winter celery growing area in California) due to heavy rain in late February and early March. The delayed harvest and the warm, dry weather in late March has resulted in an abundance of larger sizes and depressed celery market.

Sweet corn: The California southern desert area had colder temperatures than normal, which could delay harvest in the spring. However, the central California area had warmer temperatures than normal allowing growers to plant earlier, which could mean an earlier harvest in late spring.

Head lettuce: The San Joaquin Valley growers were concerned with decay and mildew after cool, wet weather in early March. However, harvest is beginning following much drier weather in late March.

California Spring Fresh Market Vegetable Acreage Usual Harvest Period: April - June

Crop	Area Harvested		For Harvest 2001	Percent Change
	1999	2000		
Broccoli	34,000	32,000	35,000	109
Cantaloupe	17,000	14,500	12,500	86
Carrots	20,000	19,000	20,000	105
Cauliflower	10,500	9,000	10,000	111
Celery	4,600	4,300	5,300	123
Sweet corn	11,000	11,000	11,000	100
Honeydew	1,900	5,000	4,900	98
Head lettuce	38,000	39,000	43,000	110
Tomatoes	8,000	8,200	7,500	91
Watermelon	4,200	3,000	3,000	100

Source: California Agricultural Statistics Service