

National Agricultural Statistics Service

Hawaii Agricultural Statistics Service
Hawaii Department of Agriculture
P.O. Box 22159
Honolulu, HI 96823-2159
Telephone: (808) 973-9588
Fax: (808) 973-2909

Hawaii Vegetables

A monthly summary of acreage, sales, and farm prices for Hawaii's major vegetables

Other crop highlights page 2
Crop conditions and projections of harvested acreage.

Monthly statistics page 3
Plantings, acres harvested, average yield, total sales, and average farm prices.

Head Cabbage

Crop condition

Consistent weather and regular irrigation enabled crops to make generally good progress during April. Insect and disease damage was light due to close monitoring and the use of coordinated spraying.

April review

Statewide sales totaled 980,000 pounds in April, down 21 percent from March. The decline in output from March was due to two reasons. First, March is typically one of the highest production months of the year due to the celebration of St. Patrick's day. Second, demand for

head cabbage was lowered for some farmers in April due to the Statewide teacher's strike

Farm prices averaged 24.1 cents per pound in April, down 12 percent from March.

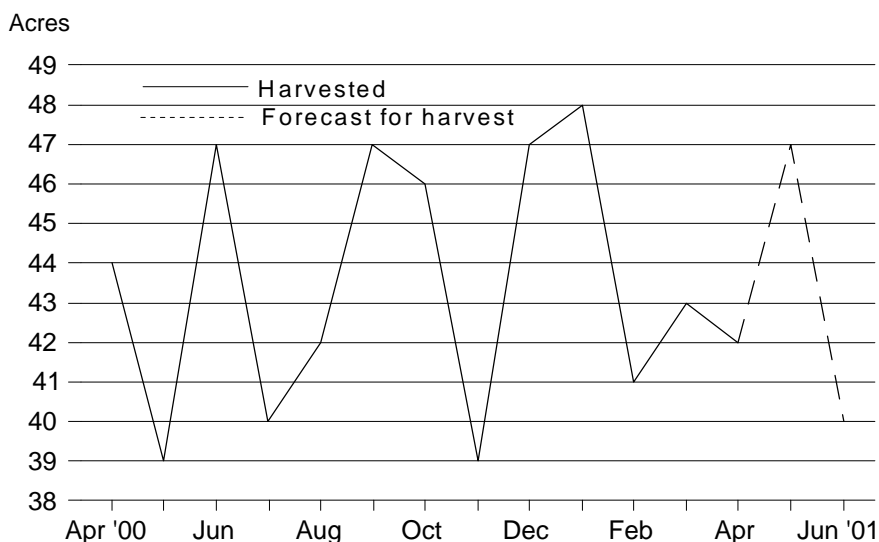
Outlook

Farmers are expected to increase harvested acres by 12 percent in May to 47 acres.

Harvested acreage is forecast to total 40 acres in June, down 15 percent from May.

Young plantings were in good condition at the end of April.

HEAD CABBAGE: Monthly acres harvested and forecast for harvest. State of Hawaii



Donald A. Martin
State Agricultural Statistician

Ron Nakamura
Research Statistician

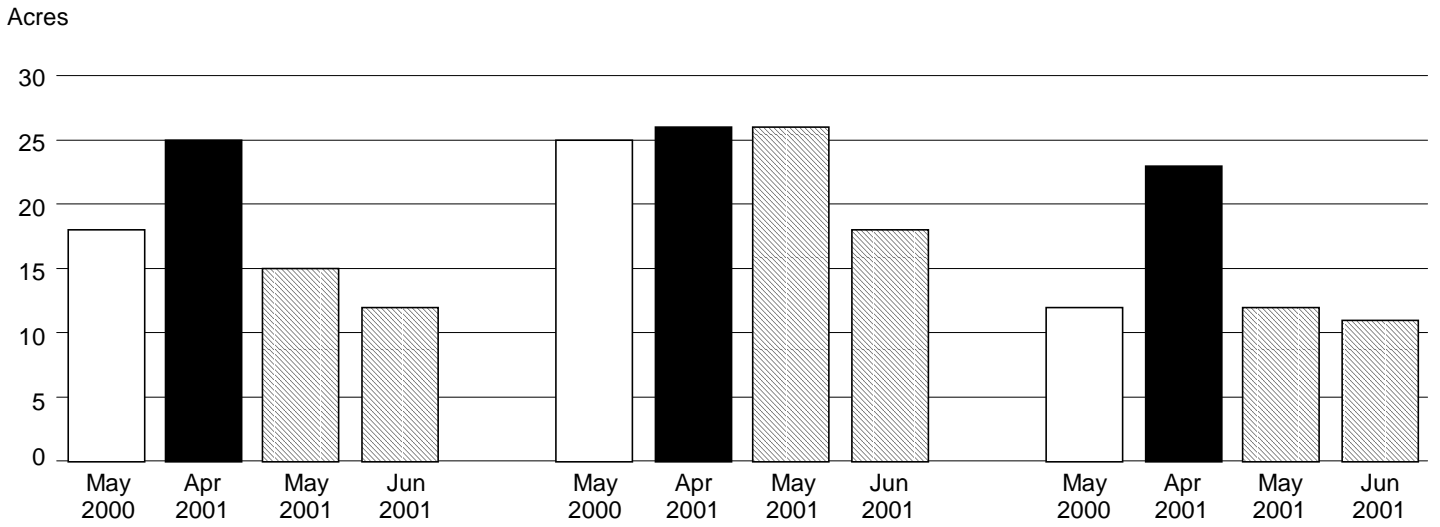
Elyse Taka
Statistical Assistant

Wendell Au
Naomi Landgraf
June Okamura
James Yamaki
Research Statisticians

Crop highlights

Crop conditions, acres harvested, and acres intended to be harvested for selected vegetables, State of Hawaii.

Acres harvested year ago
 Acres harvested
 Acres intended for harvest



Snap Beans

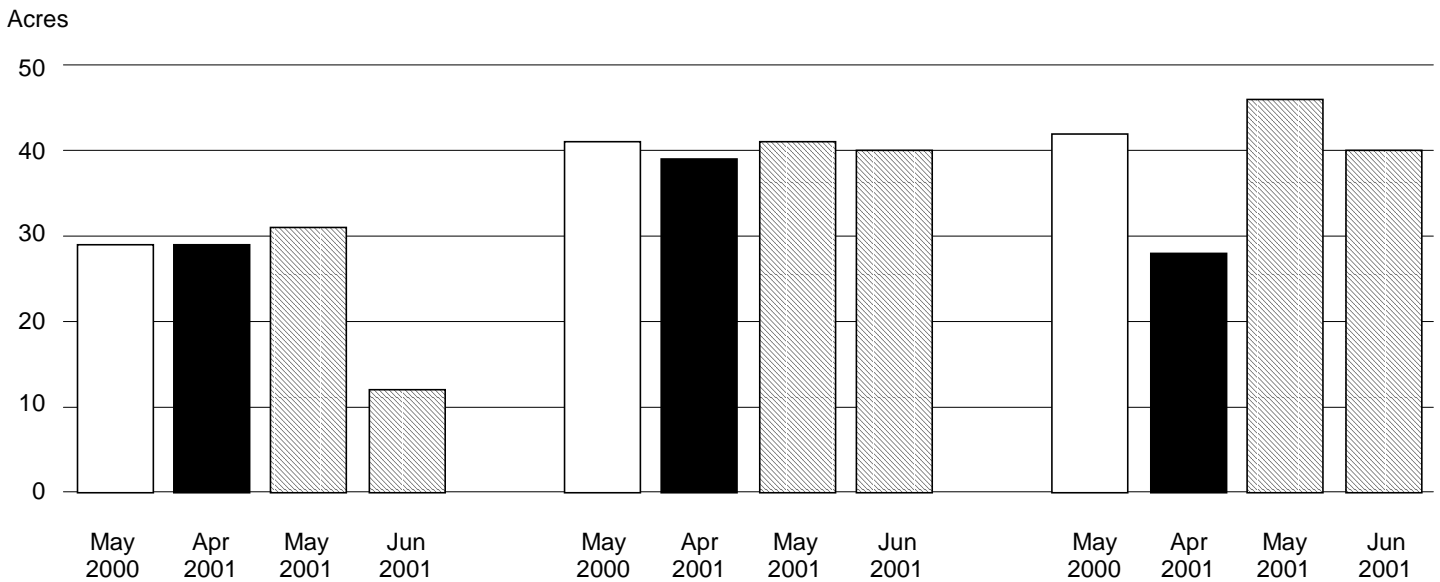
Crop conditions were fair to good despite some cloudy, wet weather in April. Most areas reported a decline in insect infestations. April's wet conditions, however, did delay planting activities in some areas.

Chinese Cabbage

Crop progress was generally favorable during April. Irrigation remained heavy in most areas. Insect and disease damage was minimized with close monitoring and regular spraying.

Romaine

Crop conditions improved in April due to favorable conditions. This was reflected in an increase in yields. Most fields were in good condition with a few in fair condition. Disease damage was light. Harvested acreage will decline as summer nears.



Dry onion

Crop conditions were fair to good throughout the State. Production during May is expected to continue from Maui and Oahu islands.

Cucumbers

The bulk of cucumber production originates from Oahu where fields were in fair to good condition. Harvesting is expected to remain at a moderate to heavy level through the next two months.

Sweet corn

Crop conditions were fair to good due to warmer temperatures and longer daylight hours. Ear size also improved in some areas. Acreage and demand are expected to increase as summer nears.

April statistics

Total acres, harvested acres, average yield, total sales, and average farm prices for 13 selected vegetables with January-to-date totals, State of Hawaii.

Crop	Total acres on Apr 1 st	April 2001				January-to-date sales		
		Acres harvested	Average yield ^{1/}	Total sales	Average farm price	2000 ^{2/}	2001	Change
			<i>1,000 lbs per acre</i>	<i>1,000 lbs</i>	<i>Cents per lb.</i>	<i>----- 1,000 lbs -----</i>	<i>Percent</i>	
Beans, snap	36	25	5.0	124	83.3	400	382	-5
Cabbage, Chinese	43	26	24.3	631	19.4	2,634	2,452	-7
Cabbage, head	92	42	23.3	980	24.1	5,253	4,144	-21
Cabbage, mustard	17	12	11.8	142	48.4	492	582	18
Corn, sweet	91	28	5.8	162	58.3	626	422	-33
Cucumbers	71	39	13.1	510	43.3	1,840	1,896	3
Lettuce, head	13	9	8.9	80	41.8	332	315	-5
Lettuce, semi-head	7	4	8.8	35	68.3	122	124	2
Onions, dry	77	29	46.6	1,352	67.9	1,791	2,543	42
Onions, green	22	10	14.0	140	90.6	449	498	11
Peppers, green	3/	19	12.6	240	64.8	1,003	1,026	2
Romaine	31	23	12.2	280	45.0	918	957	4
Tomatoes	3/	74	18.8	1,394	55.7	4,864	5,535	14

^{1/} Total sales divided by acres harvested. ^{2/} Revised. ^{3/} Not published to avoid disclosure of individual operations.

Acreage summary

Monthly new plantings, acres harvested, and acres for harvest for 13 selected vegetables, State of Hawaii.

Crop	New acres planted			Acres harvested			Acres for harvest	
	Feb 2001	Mar 2001	Apr 2001	Feb 2001	Mar 2001	Apr 2001	May 2001	Jun 2001
Beans, snap	20	18	13	18	17	25	15	12
Cabbage, Chinese	22	28	28	25	26	26	26	18
Cabbage, head	42	45	47	41	43	42	47	40
Cabbage, mustard	10	12	12	13	11	12	10	8
Corn, sweet	32	47	39	18	27	28	46	40
Cucumbers	38	36	38	41	42	39	41	40
Lettuce, head	9	10	9	8	11	9	7	6
Lettuce, semi-head	5	4	4	5	4	4	4	4
Onions, dry	31	11	17	35	27	29	31	12
Onions, green	14	9	9	14	8	10	8	9
Peppers, green	1/	1/	1/	17	19	19	1/	1/
Romaine	23	16	17	21	22	23	12	11
Tomatoes	1/	1/	1/	54	69	74	1/	1/

^{1/} Not published to avoid disclosure of individual operations.