

# Hawaii Vegetables

Mark E. Hudson, Director

May 12, 2005

## Vegetable Crops make favorable progress

Hawaii's winter season ended with drier than normal conditions across the State in April. Trade winds were blowing at light to moderate levels for the first two weeks of the month. The trade winds helped to generate almost daily showers, which were generally less than an inch, in windward areas. These light to moderate showers were beneficial for most crops. Leeward sections of most islands were, on the whole, sunny and dry except for occasional showers drifting over from the windward side of the island. An end-of-season cold front crept across the island chain late in the month, but generated less than a quarter of an inch of rain. Overall, rainfall totals for April were below 50 percent of normal for a majority of the stations in the State. April's combination of sunshine, showers, and cooling trade winds enabled vegetable crops to make favorable progress during the month.

Changes in harvested acreage will vary among vegetable crops in May. Five vegetables are expected to show a decrease in harvested acreage in May with double-digit percentage declines in **head lettuce** (-29%) and **dry onions** (-50%) leading the way. Harvested acreage is also expected to decrease in May for **head cabbage** (-6%), **mustard cabbage** (-8%), and **sweet corn** (-3%). Increases in harvested acreage are expected in May for **snap beans** (+29%), **Chinese cabbage** (+16%), **green onions** (+8%), and **romaine** (+8%). Harvested acreage is expected to remain steady for **cucumbers** and **semi-head lettuce**. ■

### Harvested acreage charts ..... page 2

Year-ago, month-ago, current,  
and upcoming harvested  
acreage.

### April review ..... page 3

Production statistics and  
comments on selected crops.

### U.S. melons outlook and situation ..... page 4



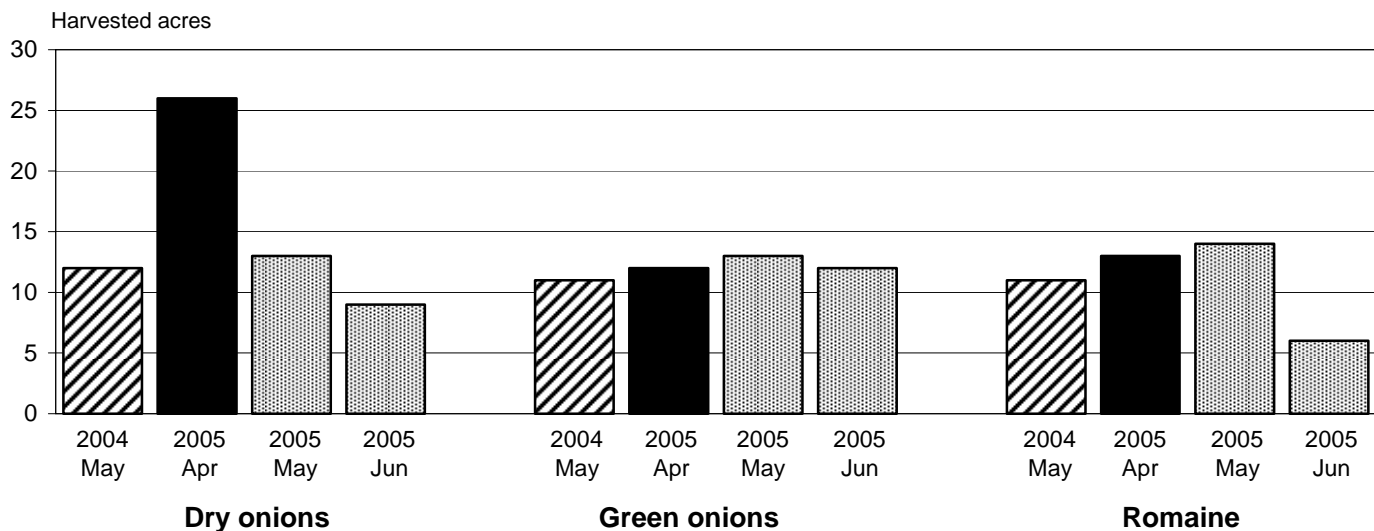
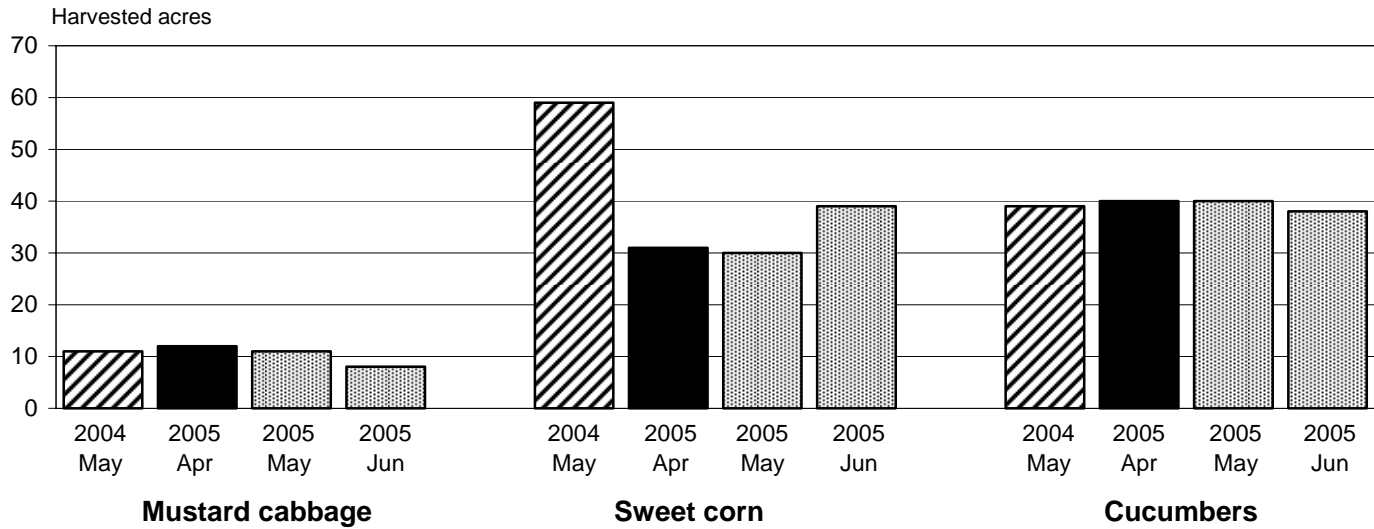
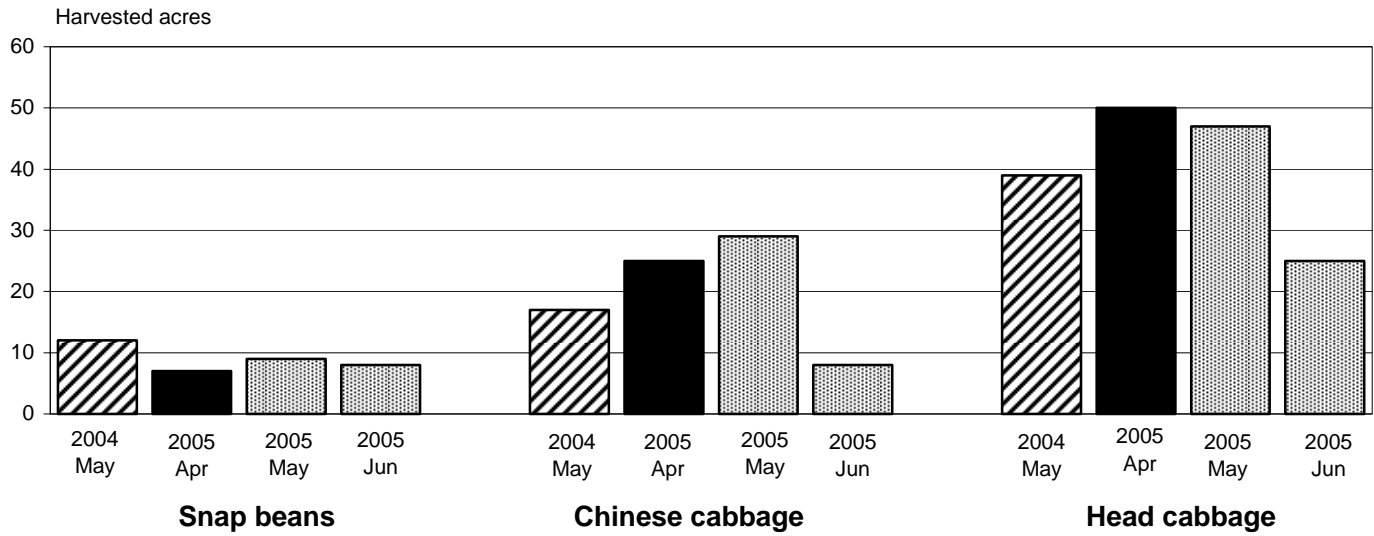
### Acreage

Acres planted, harvested, and for harvest for 11 selected  
vegetables, State of Hawaii.

Crop	Acres planted		Acres harvested		Acres for harvest	
	Mar 2005	Apr 2005	Mar 2005	Apr 2005	May 2005	Jun 2005
Beans, snap	9	8	8	7	9	8
Cabbage, Chinese	23	25	27	25	29	8
Cabbage, head	45	36	43	50	47	25
Cabbage, mustard	12	12	10	12	11	8
Corn, sweet	34	37	23	31	30	39
Cucumbers	40	37	40	40	40	38
Lettuce, head	6	5	4	7	5	2
Lettuce, semi-head	5	5	5	5	5	5
Onions, dry	32	20	26	26	13	9
Onions, green	12	13	11	12	13	12
Romaine	14	11	12	13	14	6

# Harvested acreage charts

Acres harvested a year ago
  Acres harvested last month
  Acres intended for harvest



# April Review

## Favorable weather boosts production of most vegetables

**SNAP BEANS** production totaled 52,000 pounds in April, up 4 percent from March. Most fields were in good condition as regular irrigation promoted good crop growth under mostly sunny skies.

**CHINESE CABBAGE** production is estimated 570,000 pounds, up 14 percent from April. Mostly sunny skies, longer days, and heavy irrigation provided good conditions for crop growth. Light disease on wrapper leaves and light soft rot damage were noticed in most fields.

**HEAD CABBAGE** production is estimated at 1.2 million pounds, up 9 percent from March and 38 percent higher than a year ago. Head cabbage fields were in generally good condition although an increase in insect damage was reported as warmer weather prevailed.

**SWEET CORN** production is estimated at 109,000 pounds for April, up 58 percent from the previous month but down 13 percent from a year ago. Drier weather conditions and longer daylight hours benefited crop growth in all areas.

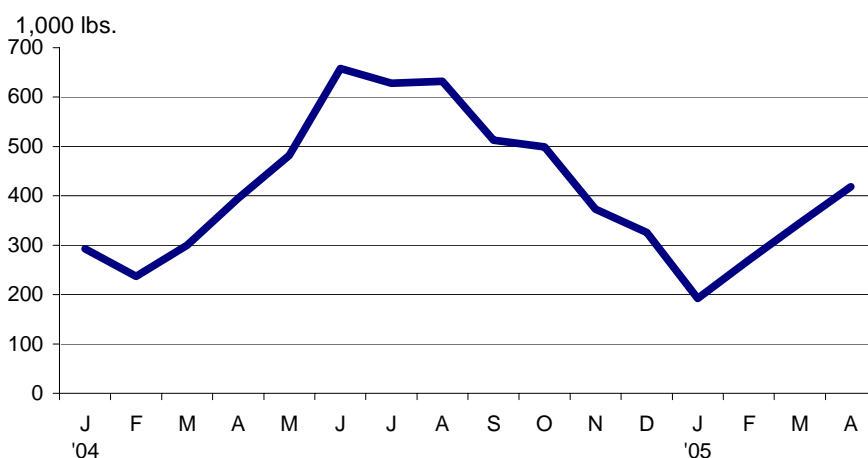
**CUCUMBER** production is estimated at 418,000 pounds for April, up 21 percent from March. Crop conditions varied from fair to good. Some wind damage was reported in windward area fields.

**DRY ONION** production totaled 410,000 pounds, nearly six times the amount produced in March and highest monthly total since July

2003. Yields were higher than expected in March as plantings benefited from the recent dry weather.

**TOMATO** production is pegged at 1.5 million pounds for April, up 30 percent from March. Field and greenhouse tomato plantings were in mostly fair condition. ■

**Hawaii Cucumbers  
Monthly Production, 2004 – 2005**



### Acres, average yield, sales, and average farm price, April 2005, State of Hawaii.

Crop	Total acres on May 1 <sup>st</sup>	April 2005				January-to-date sales		
		Acres harvested	Average yield <sup>1/</sup>	Total sales	Average farm price	2004 <sup>2/</sup>	2005	Change
			----- 1,000 lbs. -----		Cents per lb.	----- 1,000 lbs -----		Percent
Beans, snap	17	7	7.4	52	116.3	240	164	- 32
Cabbage, Chinese	37	25	22.8	570	20.9	1,675	2,159	29
Cabbage, head	74	50	23.4	1,168	25.4	2,490	3,548	42
Cabbage, mustard	15	12	11.6	139	58.1	467	471	1
Corn, sweet	79	31	3.5	109	52.6	416	296	- 29
Cucumbers	70	40	10.5	418	58.0	1,225	1,225	0
Lettuce, head	7	7	10.7	75	58.5	241	230	- 5
Lettuce, semi-head	9	5	6.6	33	87.3	73	116	59
Onions, dry	67	26	15.8	410	139.7	287	570	99
Onions, green	28	12	8.2	98	112.1	315	337	7
Peppers, green	<sup>3/</sup>	23	13.7	315	61.5	983	1,040	6
Romaine	16	13	13.1	170	57.6	456	586	29
Tomatoes	<sup>3/</sup>	63	23.3	1,470	72.8	4,330	4,187	- 3

<sup>1/</sup> Total sales divided by acres harvested. <sup>2/</sup> Revised. <sup>3/</sup> Not published to avoid disclosure of individual operations.

# U.S. melons outlook and situation

## Spring acreage declines

Responding to relatively low prices a year ago, melon growers indicated they would harvest 1 percent less acreage than last year. Reduced area for cantaloupe and honeydew melons outweighed increased watermelon acreage. Most of the decline was expected to occur in Texas (down 8 percent), and Georgia (down 20 percent). Arizona cantaloupes are in good condition, and growers expect to harvest 8 percent more area. California's melon crops are generally a week or two behind schedule due to the prevalence of cloudy, wet, and cool weather during the growing season. California's melon acreage is down 2 percent from last spring's 18,400 acres because of a small reduction in watermelon area.

## Wholesales prices up from year ago

Early April wholesale prices for melons were running well above a year earlier after averaging about 5 percent below the previous year during the first quarter. F.O.B. shipping-point prices for early April Central American cantaloupe and seeded watermelon were each running about 50 percent above the very low levels of a year ago, while honeydew melon prices were averaging more than 75 percent higher. Prices for seedless watermelon,

which accounts for a greater share of the market than seeded melons, were up about 2 percent.

## Per capita use declined in 2004

In 2004, per capita use of all melons declined 8 percent to 24.6 pounds—the third consecutive annual decline and the lowest level since 1993. Total melon disappearance was 7.2 billion pounds last year with the decline caused by reductions in both domestic production (down 7 percent) and import volume (down 6 percent). Domestic melon production has declined for three consecutive years, while imports have largely remained flat. Per capita melon use during the 2000s has thus far averaged 2 percent more than in the 1990s and 19 percent greater than the 1980s.

## Melon imports up in 2005

Compared with 2004, the volume of melon imports was up 16 percent during the first 2 months of 2005. Melon imports from Honduras (up 16 percent), Costa Rica (16 percent), and Mexico (45 percent) – the top 3 foreign suppliers – were higher.

Source: *Vegetable and Melons Outlook/VGS-308*/April 21, 2005/Economic Research Service, USDA.