

National Agricultural Statistics Service

Hawaii Agricultural Statistics Service  
Hawaii Department of Agriculture  
P.O. Box 22159  
Honolulu, HI 96823-2159  
Telephone: (808) 973-9588  
Fax: (808) 973-2909

# Hawaii Vegetables

A monthly summary of acreage, sales, and farm prices for Hawaii's major vegetables

**Other crop highlights** ..... page 2  
Crop conditions and projections of harvested acreage.

**Monthly statistics** ..... page 3  
Plantings, acres harvested, average yield, total sales, and average farm prices.

## Head Cabbage

### Crop condition

The advent of summer and its warmer temperatures have accelerated crop growth. Fields at the lower elevations, where temperatures are warmer, experienced less ideal growth compared to fields at the higher elevations.

### May review

Statewide sales totaled 1.1 million pounds in May, up 13 percent from April. Average yield improved to 24,000 pounds per harvested acre during May as most of the crop continued to show good crop growth under sunny skies,

moderate temperatures, and adequate irrigation.

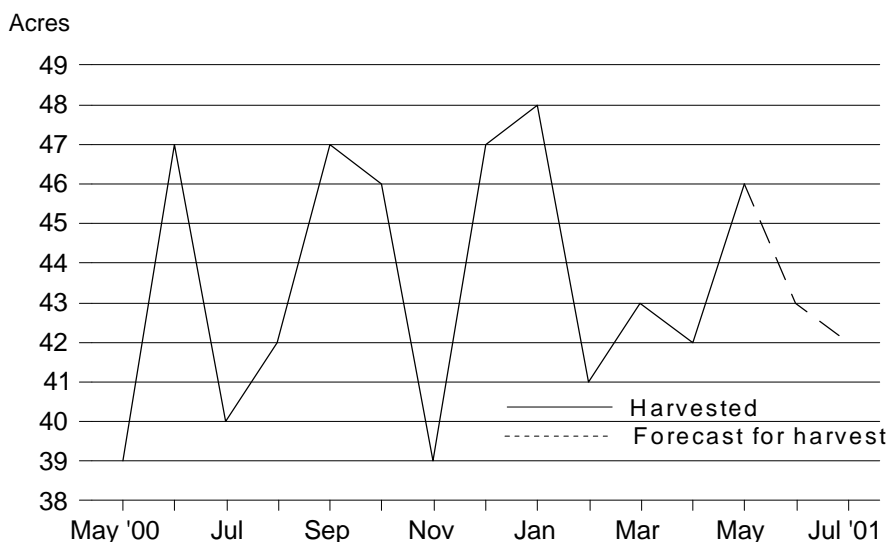
Farm prices averaged 21.5 cents per pound in May, down 11 percent from April.

### Outlook

Harvested acreage is expected to decrease in the coming months. The forecast of harvested acreage for June is 43 acres, down 7 percent from May. Farmers are expected to harvest 42 acres in July, a 2-percent decrease from June.

The seasonal advent of warmer temperatures is expected to lower yields.

**HEAD CABBAGE:** Monthly acres harvested and forecast for harvest. State of Hawaii



**Donald A. Martin**  
State Agricultural Statistician

**Ron Nakamura**  
Research Statistician

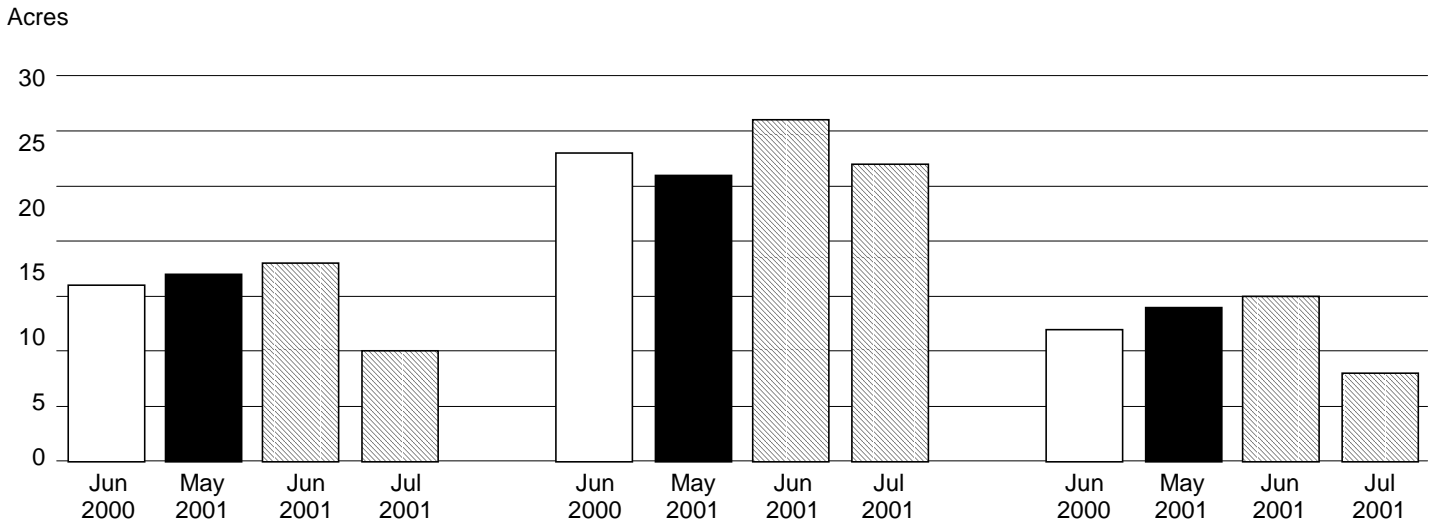
**Elyse Taka**  
Statistical Assistant

**Wendell Au**  
**Naomi Landgraf**  
**Robert Miyake**  
**June Okamura**  
**James Yamaki**  
Research Statisticians

# Crop highlights

Crop conditions, acres harvested, and acres intended to be harvested for selected vegetables, State of Hawaii.

Acres harvested year ago
  Acres harvested
  Acres intended for harvest



## Snap Beans

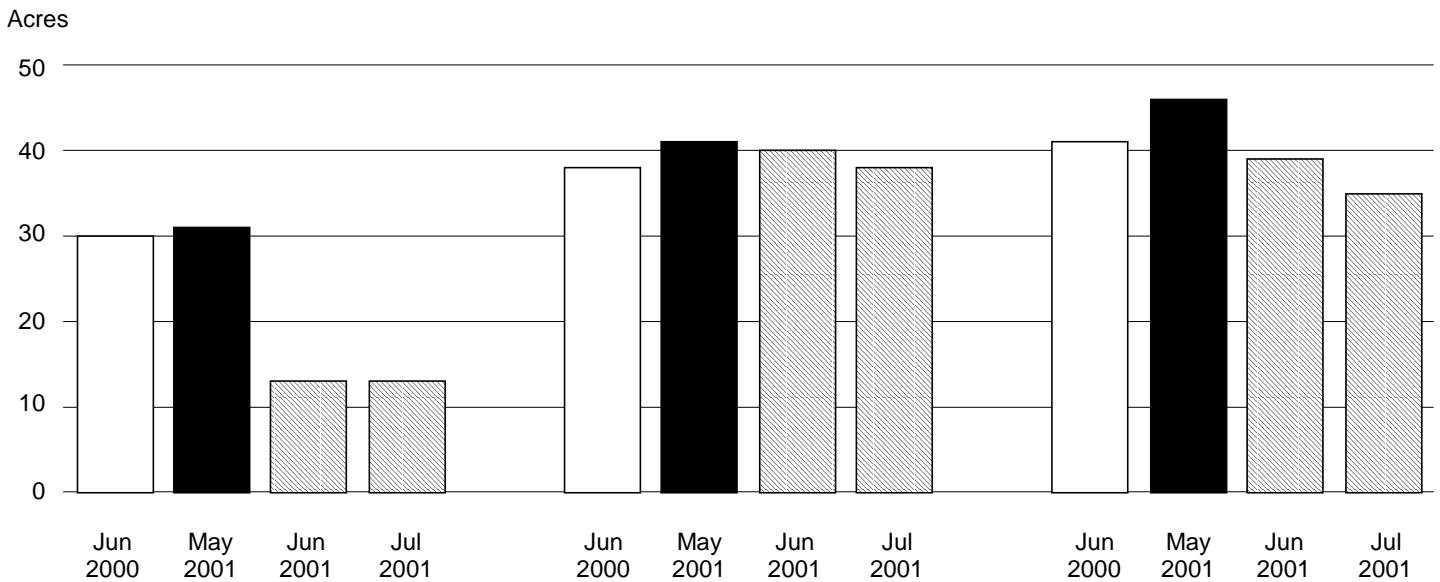
Crop conditions varied from a few in poor condition to most in fair to good condition. Harvested acreage is expected to decline in the coming months.

## Chinese Cabbage

Crop conditions were mostly good to fair for major plantings on Hawaii and Maui island. Spraying is minimizing insect and disease damage. Irrigation was generally heavy to maintain normal crop progress.

## Romaine

Crop conditions varied from poor to good. Some fields were plagued by disease that have significantly affected crop growth. Other fields were in generally good condition with little evidence of disease.



## Dry onion

Crop conditions remained fair to good throughout the State. For the most part, weather conditions have been favorable for growth. Harvested acreage will decrease substantially in June; mainly on Oahu.

## Cucumbers

Crop conditions were good to fair. Warm temperatures, longer daylight hours, and generally dry conditions have aided crop growth. Harvesting will remain very active.

## Sweet corn

Crop conditions and yields have been good. Some growers reported slow market conditions. Irrigation remains heavy in most areas.

# May statistics

Total acres, harvested acres, average yield, total sales, and average farm prices for 13 selected vegetables with January-to-date totals, State of Hawaii.

| Crop               | Total acres on May 1 <sup>st</sup> | May 2001        |                             |                  |                      | January-to-date sales        |                |        |
|--------------------|------------------------------------|-----------------|-----------------------------|------------------|----------------------|------------------------------|----------------|--------|
|                    |                                    | Acres harvested | Average yield <sup>1/</sup> | Total sales      | Average farm price   | 2000 <sup>2/</sup>           | 2001           | Change |
|                    |                                    |                 | <i>1,000 lbs per acre</i>   | <i>1,000 lbs</i> | <i>Cents per lb.</i> | <i>----- 1,000 lbs -----</i> | <i>Percent</i> |        |
| Beans, snap        | 29                                 | 17              | 5.7                         | 97               | 74.2                 | 497                          | 479            | -4     |
| Cabbage, Chinese   | 41                                 | 26              | 27.6                        | 718              | 18.0                 | 3,352                        | 3,170          | -5     |
| Cabbage, head      | 96                                 | 46              | 24.0                        | 1,105            | 21.5                 | 6,358                        | 5,249          | -17    |
| Cabbage, mustard   | 13                                 | 10              | 8.3                         | 83               | 44.9                 | 575                          | 665            | 16     |
| Corn, sweet        | 95                                 | 46              | 4.7                         | 216              | 76.7                 | 842                          | 638            | -24    |
| Cucumbers          | 55                                 | 41              | 11.2                        | 460              | 39.8                 | 2,300                        | 2,356          | 2      |
| Lettuce, head      | 13                                 | 8               | 10.6                        | 85               | 39.5                 | 417                          | 400            | -4     |
| Lettuce, semi-head | 8                                  | 5               | 5.8                         | 29               | 71.2                 | 151                          | 153            | 1      |
| Onions, dry        | 73                                 | 31              | 18.2                        | 564              | 81.7                 | 2,355                        | 3,107          | 32     |
| Onions, green      | 31                                 | 12              | 10.9                        | 131              | 86.6                 | 580                          | 629            | 8      |
| Peppers, green     | 3/                                 | 18              | 14.5                        | 261              | 63.4                 | 1,264                        | 1,287          | 2      |
| Romaine            | 23                                 | 14              | 10.7                        | 150              | 42.4                 | 1,068                        | 1,107          | 4      |
| Tomatoes           | 3/                                 | 67              | 21.7                        | 1,453            | 56.6                 | 6,317                        | 6,988          | 11     |

<sup>1/</sup> Total sales divided by acres harvested. <sup>2/</sup> Revised. <sup>3/</sup> Not published to avoid disclosure of individual operations.

# Acreage summary

Monthly new plantings, acres harvested, and acres for harvest for 13 selected vegetables, State of Hawaii.

| Crop               | New acres planted |          |          | Acres harvested |          |          | Acres for harvest |          |
|--------------------|-------------------|----------|----------|-----------------|----------|----------|-------------------|----------|
|                    | Mar 2001          | Apr 2001 | May 2001 | Mar 2001        | Apr 2001 | May 2001 | Jun 2001          | Jul 2001 |
| Beans, snap        | 18                | 16       | 13       | 17              | 26       | 17       | 18                | 10       |
| Cabbage, Chinese   | 28                | 26       | 29       | 26              | 27       | 26       | 31                | 27       |
| Cabbage, head      | 45                | 47       | 43       | 43              | 42       | 46       | 43                | 42       |
| Cabbage, mustard   | 12                | 9        | 9        | 11              | 13       | 10       | 9                 | 5        |
| Corn, sweet        | 47                | 33       | 42       | 27              | 33       | 46       | 39                | 35       |
| Cucumbers          | 36                | 39       | 37       | 42              | 40       | 41       | 40                | 38       |
| Lettuce, head      | 10                | 9        | 7        | 11              | 9        | 8        | 10                | 2        |
| Lettuce, semi-head | 4                 | 5        | 5        | 4               | 5        | 5        | 5                 | 5        |
| Onions, dry        | 11                | 23       | 31       | 27              | 29       | 31       | 13                | 13       |
| Onions, green      | 9                 | 13       | 13       | 8               | 14       | 12       | 13                | 13       |
| Peppers, green     | 1/                | 1/       | 1/       | 19              | 19       | 18       | 1/                | 1/       |
| Romaine            | 16                | 16       | 10       | 22              | 23       | 14       | 15                | 8        |
| Tomatoes           | 1/                | 1/       | 1/       | 69              | 74       | 67       | 1/                | 1/       |

<sup>1/</sup> Not published to avoid disclosure of individual operations.