

National Agricultural Statistics Service

Hawaii Agricultural Statistics Service  
Hawaii Department of Agriculture  
P.O. Box 22159  
Honolulu, HI 96823-2159  
Telephone: (808) 973-9588  
Fax: (808) 973-2909

# Hawaii Vegetables

A monthly summary of acreage, sales, and farm prices for Hawaii's major vegetables

## Head Cabbage

### Other crop

#### highlights ..... page 2

Crop conditions and projections of harvested acreage.

### Monthly

#### statistics ..... page 3

Plantings, acres harvested, average yield, total sales, and average farm prices.

### Crop condition

Crop conditions were generally good throughout the State. June's relatively dry and sunny weather was beneficial for crop growth. Irrigation was heavy to combat the dryness. Insect pressure has been increasing especially in fields located at the lower elevations. Close monitoring and timely spraying, however, has limited insect damage.

### June review

Statewide sales totaled 1.2 million pounds in June, up 6 percent from May. Average yield improved to 27,100 pounds per harvested acre

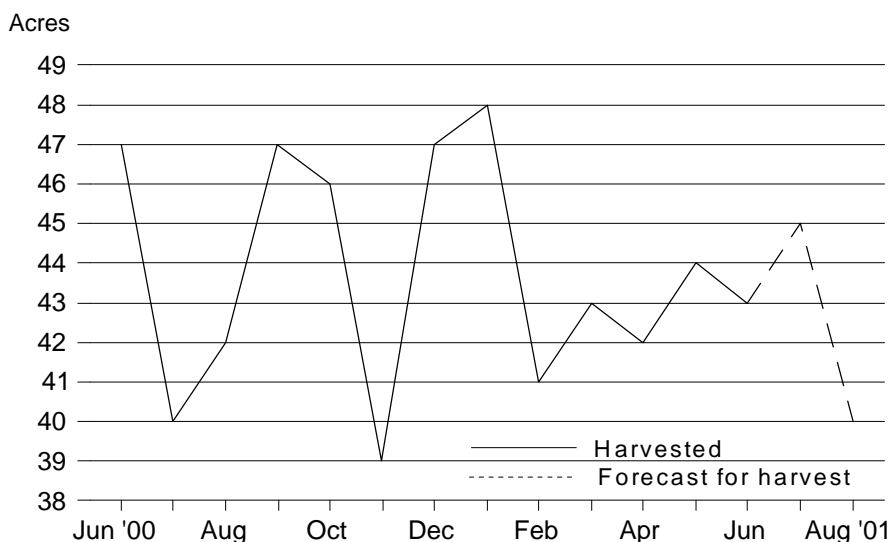
during June.

Farm prices averaged 17.2 cents per pound in June, down 20 percent from May. Some farmers reported slow market conditions during part of the month.

### Outlook

Harvested acreage is expected to increase in July to 45 acres, up 5 percent from June. Farmers are intending to harvest 40 acres in August, down 11 percent from July. Harvested acreage is normally at a seasonal low from August through October due to the advent of warmer temperatures.

**HEAD CABBAGE:** Monthly acres harvested and forecast for harvest. State of Hawaii



### Donald A. Martin

State Agricultural Statistician

### Ron Nakamura

Research Statistician

### Elyse Taka

Statistical Assistant

### Wendell Au

Naomi Landgraf

Robert Miyake

June Okamura

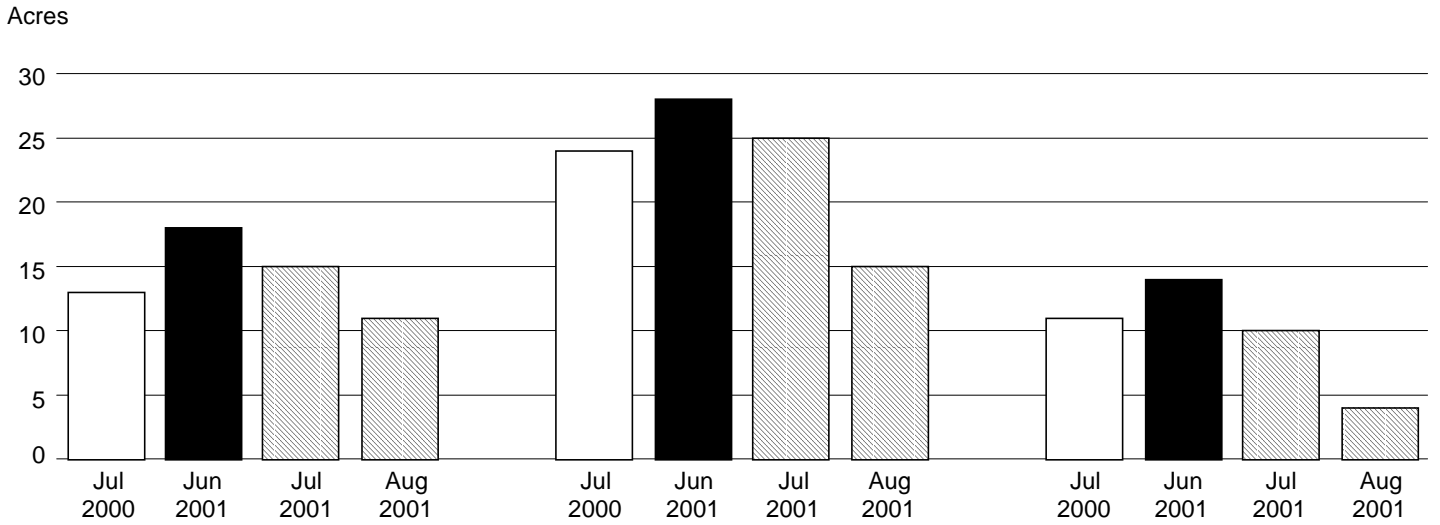
James Yamaki

Research Statisticians

# Crop highlights

Crop conditions, acres harvested, and acres intended to be harvested for selected vegetables, State of Hawaii.

Acres harvested year ago
  Acres harvested
  Acres intended for harvest



## Snap Beans

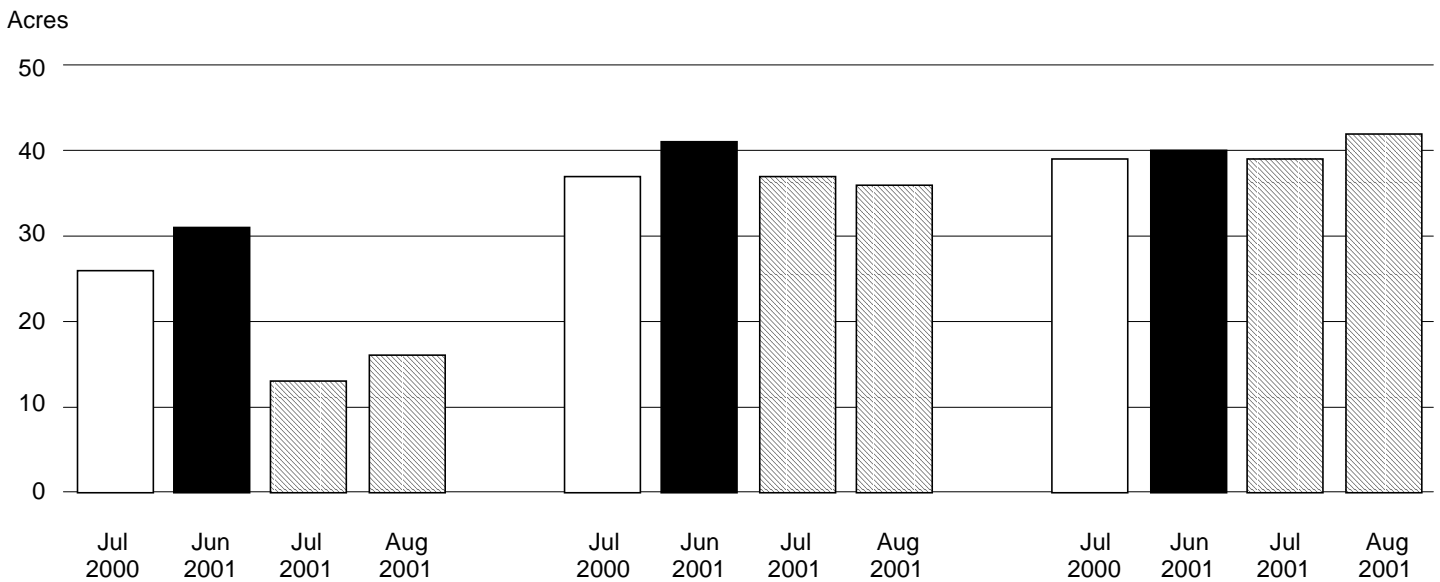
Crop conditions were fair to good throughout the State. Irrigation was heavy in most areas, and weeds were a problem in a few fields. Harvesting is expected to decline in the coming months due to fewer acres.

## Chinese Cabbage

Crop conditions were generally fair. Spraying for insects has increased due to warmer temperatures fostering an increase in population. Acreage for harvest is expected to decline in the coming months as this crop is better suited to cooler temperatures.

## Romaine

Crop conditions varied from good to fair. Warmer temperatures, longer daylight hours, and heavy irrigation were contributing to rapid growth. Acreage for harvest will seasonally decline in the coming months.



## Dry onion

Crop conditions were fair to good for most fields. Longer daylight hours and generally dry conditions benefitted crop growth. Oahu and Maui farmers experienced good yields in June. Harvested acreage is expected to decline in the coming months.

## Cucumbers

Crop conditions were generally good in June. Sunny skies and adequate irrigation were beneficial for vine growth and fruit development. Harvested acreage will decrease slightly in the coming months.

## Sweet corn

Crop conditions were mostly good throughout the State. Harvested acreage will remain relatively constant throughout the summer months with a slight increase before Labor day.

# June statistics

Total acres, harvested acres, average yield, total sales, and average farm prices for 13 selected vegetables with January-to-date totals, State of Hawaii.

Crop	Total acres on July 1 <sup>st</sup>	June 2001				January-to-date sales		
		Acres harvested	Average yield <sup>1/</sup>	Total sales	Average farm price	2000 <sup>2/</sup>	2001	Change
			<i>1,000 lbs per acre</i>	<i>1,000 lbs</i>	<i>Cents per lb.</i>	<i>----- 1,000 lbs -----</i>	<i>Percent</i>	
Beans, snap	25	18	4.4	79	86.8	612	558	-9
Cabbage, Chinese	40	26	21.2	552	24.1	3,800	3,722	-2
Cabbage, head	91	43	27.1	1,167	17.2	7,851	6,416	-18
Cabbage, mustard	11	10	10.5	105	52.4	722	770	7
Corn, sweet	98	40	5.5	219	62.3	1,099	857	-22
Cucumbers	51	41	12.1	498	40.8	2,877	2,854	-1
Lettuce, head	9	10	7.5	75	41.3	507	475	-6
Lettuce, semi-head	8	5	4.8	24	73.8	194	177	-9
Onions, dry	76	31	27.3	845	58.2	2,887	3,952	37
Onions, green	33	13	9.0	117	87.2	703	746	6
Peppers, green	3/	18	14.6	262	57.0	1,425	1,549	9
Romaine	14	14	8.9	125	42.8	1,251	1,232	-2
Tomatoes	3/	58	26.5	1,538	52.9	7,511	8,526	14

<sup>1/</sup> Total sales divided by acres harvested. <sup>2/</sup> Revised. <sup>3/</sup> Not published to avoid disclosure of individual operations.

# Acreage summary

Monthly new plantings, acres harvested, and acres for harvest for 13 selected vegetables, State of Hawaii.

Crop	New acres planted			Acres harvested			Acres for harvest	
	Apr 2001	May 2001	Jun 2001	Apr 2001	May 2001	Jun 2001	Jul 2001	Aug 2001
Beans, snap	16	14	17	26	17	18	15	11
Cabbage, Chinese	26	29	27	27	26	28	25	15
Cabbage, head	47	43	45	42	44	43	45	40
Cabbage, mustard	9	9	8	13	10	10	8	6
Corn, sweet	33	44	45	33	47	40	39	42
Cucumbers	39	37	36	40	28	41	37	36
Lettuce, head	9	7	3	9	8	10	6	3
Lettuce, semi-head	5	5	5	5	5	5	5	5
Onions, dry	23	29	28	29	30	31	13	16
Onions, green	13	14	15	14	12	13	14	14
Peppers, green	1/	1/	1/	19	18	18	1/	1/
Romaine	16	10	9	23	14	14	10	4
Tomatoes	1/	1/	1/	74	67	58	1/	1/

<sup>1/</sup> Not published to avoid disclosure of individual operations.