

National Agricultural Statistics Service

Hawaii Agricultural Statistics Service  
Hawaii Department of Agriculture  
P.O. Box 22159  
Honolulu, HI 96823-2159  
Telephone: (808) 973-9588  
Fax: (808) 973-2909

# Hawaii Vegetables

A monthly summary of acreage, sales, and farm prices for Hawaii's major vegetables

**Other crop highlights** ..... page 2  
Crop conditions and projections of harvested acreage.

**Monthly statistics** ..... page 3  
Plantings, acres harvested, average yield, total sales, and average farm prices.

## Head Cabbage

### Crop condition

Crop conditions varied as the sunny skies and warm temperatures of summer were less than favorable for crop development. Insect pressure was higher in some areas due to the warmer weather. Timely spraying, however, was keeping overall losses to a minimum. Irrigation was heavy in all areas. Most fields were in fair condition was some fields in good condition.

### August review

Statewide sales totaled 1.2 million pounds in August, up 7 percent from July. Average yield increased to 24,800 pounds per harvested

acre during August.

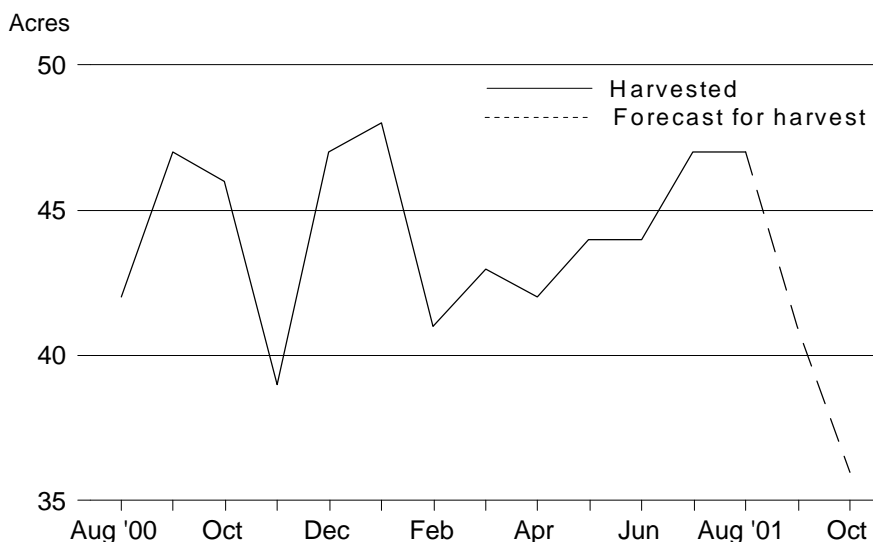
Farm prices averaged 18.7 cents per pound in August, 9 percent higher than in July.

### Outlook

Harvested acreage is projected to decline 13 percent in September to 41 acres. Harvested acreage is expected to decline further in October to 36 acres, a 12 percent drop from September.

Head cabbage production is seasonally low during the late summer months of August and September.

**HEAD CABBAGE:** Monthly acres harvested and forecast for harvest. State of Hawaii



**Donald A. Martin**  
State Agricultural Statistician

**Ron Nakamura**  
Research Statistician

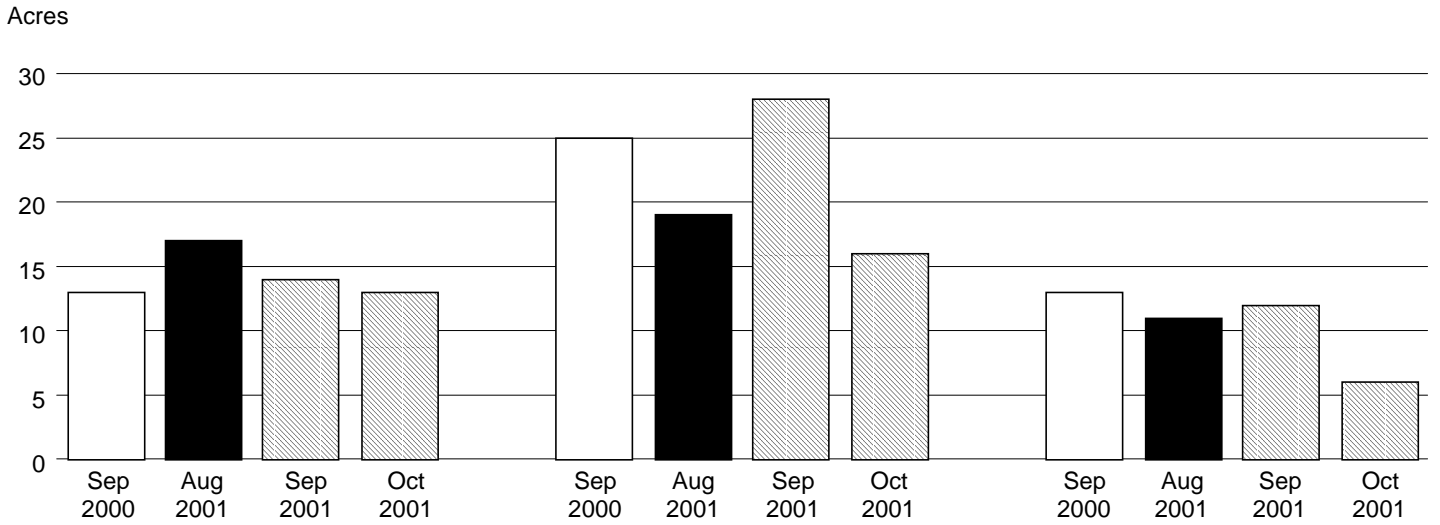
**Joyce Jay**  
Statistical Assistant

**Wendell Au**  
**Naomi Landgraf**  
**Robert Miyake**  
**June Okamura**  
**James Yamaki**  
Research Statisticians

# Crop highlights

Crop conditions, acres harvested, and acres intended to be harvested for selected vegetables, State of Hawaii.

Acres harvested year ago
  Acres harvested
  Acres intended for harvest



## Snap Beans

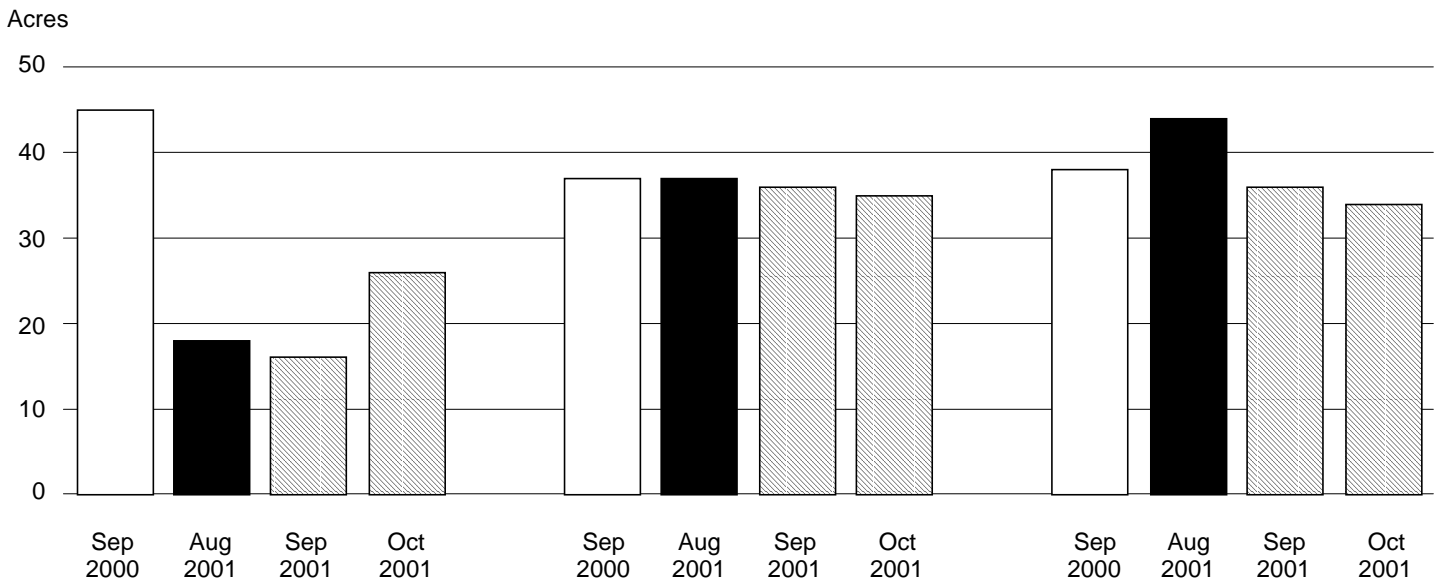
Plantings remained in fair to good condition. Some insect and disease damage was noticed in fields. Most of the drop in acreage expected in September will occur on the Big Island.

## Chinese Cabbage

Crop conditions were generally fair as variable weather was less than ideal for crop growth. An increase in disease was noticed in some fields. Overall, regular spraying has minimized losses due to insects and diseases.

## Romaine

Mature fields were in fair to mostly good condition. Irrigation has been heavy to combat the dryness. Sunny skies have resulted in rapid head development. Insect and disease incidence was light.



## Dry onion

Most fields were in fair condition. Yields have decreased mainly due to weather conditions. Overall quality remains good, but size appears to be smaller.

## Cucumbers

Crop conditions were fair to good in most areas. Irrigation has been heavy. Losses due to insects and diseases have been light.

## Sweet corn

Crop conditions were fair to good. Sunny skies have been beneficial for crop development. Irrigation has been heavy due to light rainfall. Some fields are reportedly not receiving sufficient irrigation and may experience lower yields.

# August statistics

Total acres, harvested acres, average yield, total sales, and average farm prices for 13 selected vegetables with January-to-date totals, State of Hawaii.

Crop	Total acres on Sep 1 <sup>st</sup>	August 2001				January-to-date sales		
		Acres harvested	Average yield <sup>1/</sup>	Total sales	Average farm price	2000 <sup>2/</sup>	2001	Change
			<i>1,000 lbs per acre</i>	<i>1,000 lbs</i>	<i>Cents per lb.</i>	<i>----- 1,000 lbs -----</i>	<i>Percent</i>	
Beans, snap	28	17	6.2	105	99.6	817	763	-7
Cabbage, Chinese	45	19	22.4	425	24.0	4,749	4,662	-2
Cabbage, head	83	47	24.8	1,165	18.7	10,252	8,666	-15
Cabbage, mustard	12	7	11.9	83	51.6	897	958	7
Corn, sweet	89	44	5.5	240	60.7	1,613	1,293	-20
Cucumbers	49	37	12.2	452	42.4	3,815	3,819	0
Lettuce, head	12	6	13.5	81	43.0	675	626	-7
Lettuce, semi-head	8	5	4.0	20	79.8	243	220	-9
Onions, dry	63	18	15.6	280	73.4	3,502	4,647	33
Onions, green	30	14	8.6	120	91.0	946	984	4
Peppers, green	38	18	15.0	270	57.1	1,910	2,076	9
Romaine	17	11	9.1	100	45.0	1,463	1,442	-1
Tomatoes	3/	56	25.5	1,426	51.7	10,202	11,453	12

<sup>1/</sup> Total sales divided by acres harvested. <sup>2/</sup> Revised. <sup>3/</sup> Not published to avoid disclosure of individual operations.

# Acreage summary

Monthly new plantings, acres harvested, and acres for harvest for 13 selected vegetables, State of Hawaii.

Crop	New acres planted			Acres harvested			Acres for harvest	
	Jun 2001	Jul 2001	Aug 2001	Jun 2001	Jul 2001	Aug 2001	Sep 2001	Oct 2001
Beans, snap	22	17	17	18	13	17	14	13
Cabbage, Chinese	23	23	30	28	29	19	28	16
Cabbage, head	44	41	42	44	47	47	41	36
Cabbage, mustard	8	7	9	9	8	7	6	7
Corn, sweet	45	34	40	40	39	44	36	34
Cucumbers	36	37	34	41	38	37	36	35
Lettuce, head	6	6	10	10	7	6	7	5
Lettuce, semi-head	5	5	5	5	5	5	5	5
Onions, dry	16	8	12	31	11	18	16	26
Onions, green	13	12	13	13	14	14	12	12
Peppers, green	1/	1/	1/	18	18	18	1/	1/
Romaine	9	12	12	14	10	11	12	6
Tomatoes	1/	1/	1/	58	57	56	1/	1/

<sup>1/</sup> Not published to avoid disclosure of individual operations.