



National Agricultural Statistics Service

Hawaii Agricultural Statistics Service  
Hawaii Department of Agriculture

# Hawaii Vegetables

Donald A. Martin, State Agricultural Statistician

October 2003

## Heat and winds slow crop progress

Variable weather conditions had a mixed effect on vegetable crops during September. The month began with heavy showers pelting the windward areas of Hawaii island as Tropical Storm Jimena passed to the south. Minor flooding resulted in the Hilo area, but no serious agricultural losses were reported. Pleasant trade wind weather followed Jimena's passage, and crops were able to make good progress. Another significant rain episode occurred overnight on the 10<sup>th</sup> when parts of Oahu and Kauai received heavy showers. The interior sections of Oahu received the most rainfall during that period with the Wilson Tunnel gage recording over 14 inches of rain in a 24-hour period. Crops in windward areas were in mostly good condition, benefitting from added rainfall. Vegetables at the higher elevations made fair progress during the month as these areas received only an appreciable amount of rain and were mainly hot and dry.

Most of the 11 selected vegetables are forecast to register an increase in harvested acreage during October. Double-digit percentage increases are forecast for **mustard cabbages** (+70%), **sweet corn** (+18%), **head lettuce** (+17%), **green onions** (+10%), and **romaine** (+38%). In addition, **head cabbage** will show a smaller (+2%) increase in October. Decreases in harvested acreage are forecast for **snap beans** (-6%), **Chinese cabbage** (-13%), and **dry onions** (-23%).

**Sweet corn** growers are forecast to harvest a record high 101 acres in November (see chart on page 3), up 20 percent from this month and up 44 percent from last November. November is typically a high demand month for sweet corn as it is a staple of Thanksgiving meals. ■

### Harvested acreage charts ..... page 2

Year-ago, month-ago, current, and upcoming harvested acreage.

### September review ..... page 3

Production statistics and comments on selected crops.

### California's Fall vegetable review ... page 4

Estimates of acreage for harvest for selected vegetables.



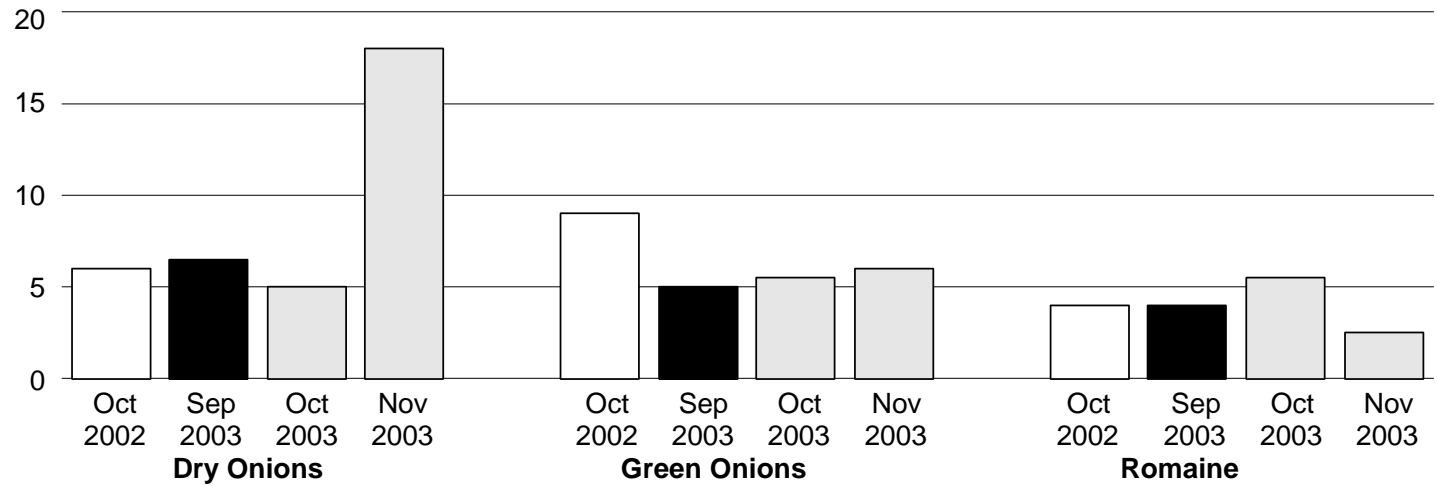
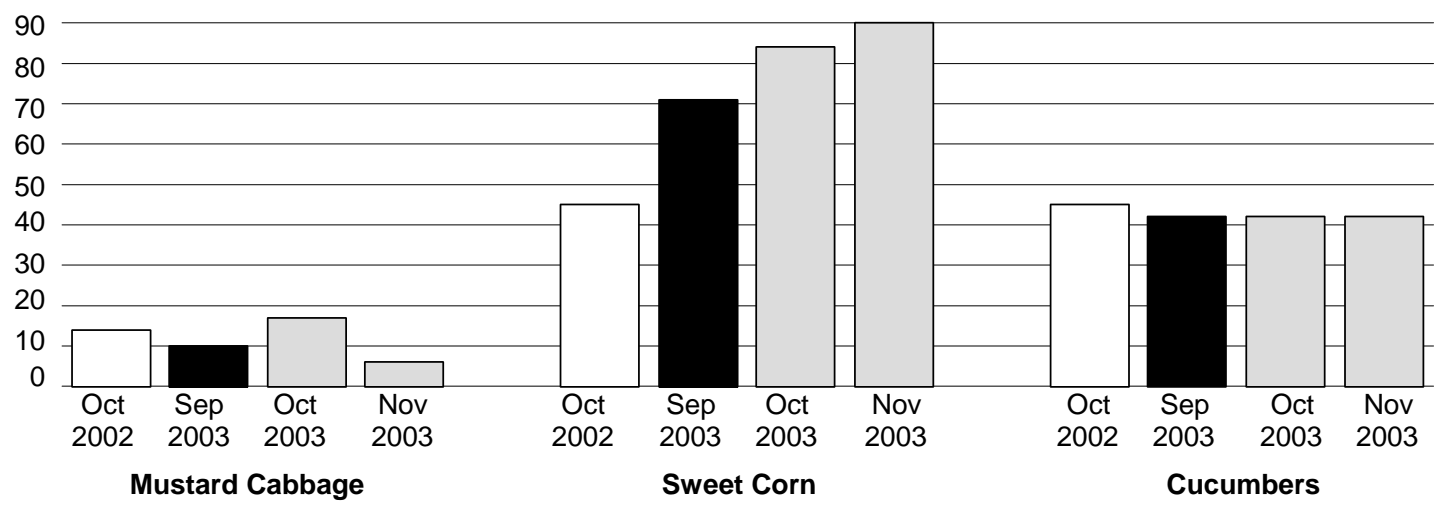
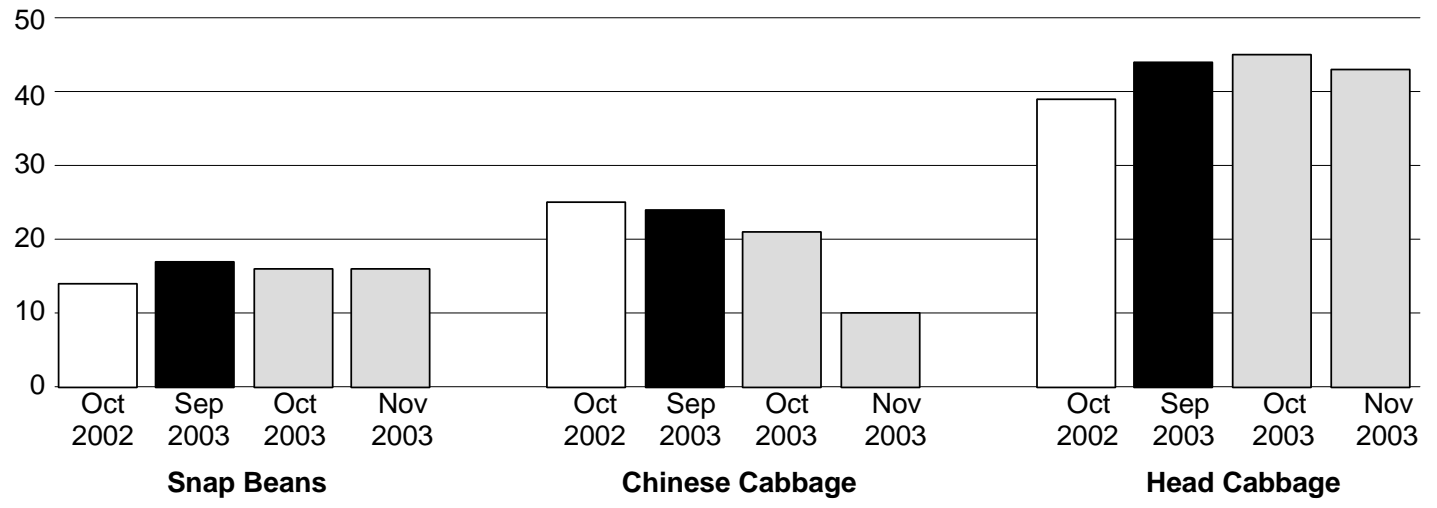
### Acreage Acres planted, harvested, and for harvest for 11 selected vegetables, State of Hawaii.

Crop	Acres planted		Acres harvested		Acres for harvest	
	Aug 2003	Sep 2003	Aug 2003	Sep 2003	Oct 2003	Nov 2003
Beans, snap	15	17	14	17	16	16
Cabbage, Chinese	22	20	22	24	21	10
Cabbage, head	47	46	38	44	45	43
Cabbage, mustard	11	16	11	10	17	6
Corn, sweet	82	96	66	71	84	101
Cucumbers	40	42	43	42	42	42
Lettuce, head	6	8	5	6	7	3
Lettuce, semi-head	4	4	4	4	4	4
Onions, dry	11	54	19	13	10	36
Onions, green	11	11	11	10	11	12
Romaine	9	11	9	8	11	5

# Harvested acreage charts

Acres harvested a year ago
  Acres harvested last month
  Acres intended for harvest

Acres



# September review

## Most Crops Record Lower Production in September

**CHINESE CABBAGE** production is estimated at 470,000 pounds for September, down 11 percent from the previous month but 5 percent more than a year ago. Crop conditions were mostly fair to good.

**HEAD CABBAGE** production totaled 853,000 pounds in September, down 3 percent from September and 25 percent less than a year ago. Some areas experienced high yields due to favorable weather while other areas suffered lower yields due to unfavorable weather.

**SWEET CORN** production is estimated at 183,000 pounds, down 12 percent from last month but 10 percent higher than a year ago. Farmers are anticipated to harvest a record high 101 acres in November. Production, however, will be hampered by insect damage in some fields and reported shortages of irrigation water. Overall, fields were in mostly fair condition.

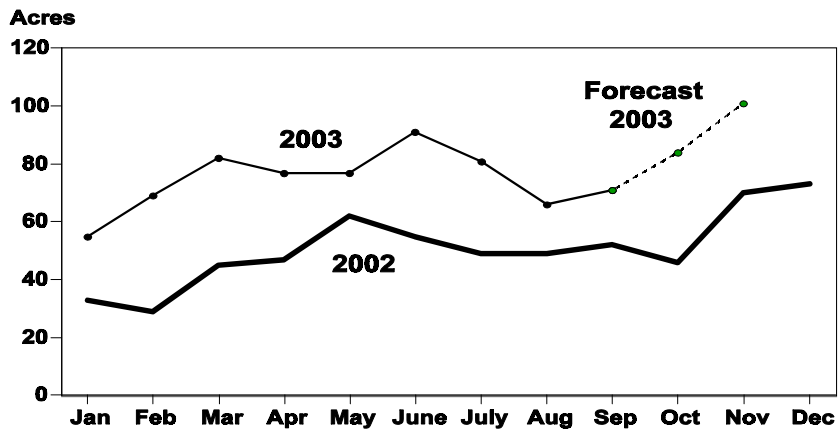
**CUCUMBER** production is estimated

at 386,000 pounds for September, down 35 percent from last month and 12 percent lower than a year ago. Increased insect pressure and hot, dry weather were less than favorable for cucumbers in August.

**TOMATO** production is estimated at 1.4 million pounds in September, down 4 percent from August and down 3 percent compared to last

year. Field-grown tomatoes were in fair to good condition while greenhouse-grown tomatoes were in generally good condition. ○

**Hawaii Sweet Corn:  
Monthly Harvested Acreage, 2002 - 2003**



### Acreage, average yield, sales, and average farm price, September 2003, State of Hawaii.

Crop	Total acres on Oct 1 <sup>st</sup>	September 2003				January-to-date sales		
		Acres harvested	Average yield <sup>1/</sup>	Total sales	Average farm price	2002 <sup>2/</sup>	2003	Change
				----- 1,000 lbs. -----	Cents per lb.	----- 1,000 lbs -----		Percent
Beans, snap	28	17	4.0	68	91.0	676	645	-5
Cabbage, Chinese	31	24	19.6	470	29.6	5,008	5,174	3
Cabbage, head	93	44	19.4	853	23.8	9,831	10,214	4
Cabbage, mustard	20	10	8.9	89	57.2	1,048	938	-10
Corn, sweet	194	71	2.6	183	49.2	1,583	1,905	20
Cucumbers	68	42	9.2	386	49.4	4,046	4,445	10
Lettuce, head	10	6	12.5	75	56.1	675	627	-7
Lettuce, semi-head	7	4	4.5	18	73.0	263	238	-10
Onions, dry	98	13	13.2	171	95.7	1,283	2,871	124
Onions, green	27	10	12.3	123	87.4	1,086	1,096	1
Peppers, green	3/	20	13.8	275	55.7	2,429	2,450	1
Romaine	16	8	15.0	120	44.9	1,382	1,401	1
Tomatoes	3/	63	22.8	1,436	54.0	13,275	13,083	-1

<sup>1/</sup> Total sales divided by acres harvested. <sup>2/</sup> Revised. <sup>3/</sup> Not published to avoid disclosure of individual operations.

# California Vegetable Outlook

## Crop Conditions

**Broccoli:** The fall crop has progressed well in recent months under warm temperatures. No major pest problems have been reported.

**Cantaloupes:** The California crop is progressing well under favorable conditions. Quality is good and no major insect or disease problems have been reported.

**Carrots:** Grower conditions for the California crop have been excellent. Growers expect good yields and excellent quality for the fall crop.

**Cauliflower:** California's fall crop development is normal with no pest or disease problems reported. Warm temperatures have helped the crop progress very well in recent months.

**Celery:** Celery quality from Salinas Valley is expected to be lower than normal due to hot weather during mid-September which caused pith problems. However, the crop in the central coastal areas of Santa Maria and Oxnard looks good.

**Sweet corn:** The crop is in good condition with no insect or disease problems reported.

**Honeydews:** The crop is progressing well under favorable growing conditions. Good quality is reported.

**Head lettuce:** California's fall lettuce crop is progressing well. No major pest problems have been reported.

**Tomatoes:** California growers report steady growth and development of the fall tomato crop with no major problems reported.

California Fall Season <sup>1/</sup> Fresh Market Vegetable and Melon Acreage

Crop	Harvested		For Harvest 2003	<u>2003</u> <u>2002</u>
	2001	2002		
	<i>Acres</i>			<i>Percent</i>
Broccoli <sup>2/</sup>	27,500	27,000	29,000	107
Cantaloupes	3,800	3,900	4,800	123
Carrots	19,000	17,000	17,000	100
Cauliflower <sup>2/</sup>	10,000	10,000	10,500	105
Celery <sup>2/</sup>	7,000	6,700	6,800	101
Corn, sweet	3,800	4,000	5,000	125
Honeydews	3,500	3,400	3,500	103
Lettuce, head	30,000	30,500	30,000	98
Tomatoes	9,700	9,200	9,400	102

<sup>1/</sup> Usual harvest period is October through December.

<sup>2/</sup> Includes fresh market and processing.

SOURCE: California Agricultural Statistics Service, USDA, 10/9/2003.