

Hawaii Vegetables

Mark E. Hudson, Director

January 2005

Late December rains slow crop growth

Variable weather conditions resulted in vegetable crops making mixed progress during December. Crop-growing conditions were generally favorable for the first three weeks as relatively dry weather prevailed. Vegetable crops stressed by heavy rains in late November took advantage of the dry weather by making good growth. Weather conditions, however, changed dramatically on December 22 when a pre-frontal convergence band brought moderate to heavy showers to Kauai, Oahu, Molokai, and Lanai. This was followed a few days later by another cold front that produced another round of heavy showers to Kauai and Oahu. By the end of the month, vegetable crops were again in fair to poor condition. Crop progress was further hampered by additional showers during the first few weeks of January.

Expected changes in harvested acreage were almost evenly split among vegetables in January. **Snap beans** (+18%), **Chinese cabbage** (+25%), and **dry onions** (+30%) are all expected to show increases in harvested acreage in January. Vegetable crops expected to show a decrease in harvested acreage this month are **head cabbage** (-5%), **cucumbers** (-6%), **mustard cabbage** (-39%), **sweet corn** (-36%), and **romaine** (-31%). Harvested acreage of **head lettuce**, **semi-head (Manoa) lettuce**, and **green onions** are expected to remain unchanged from December. ■

**Harvested
acreage charts page 2**
Year-ago, month-ago, current,
and upcoming harvested
acreage.

**December
review page 3**
Production statistics and
comments on selected crops.



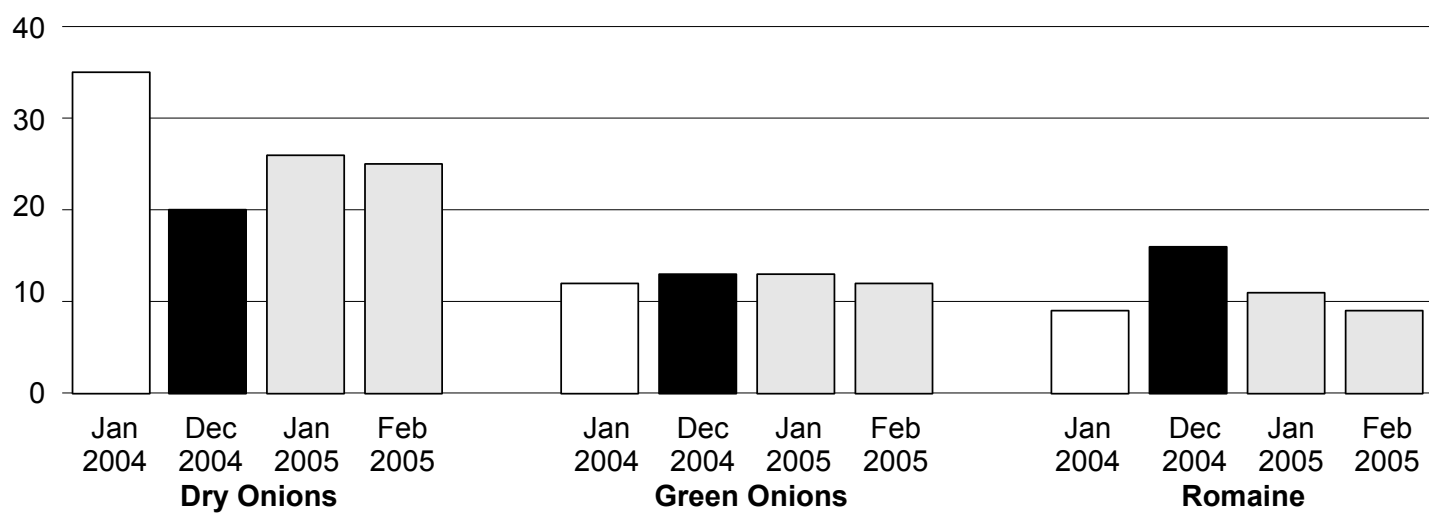
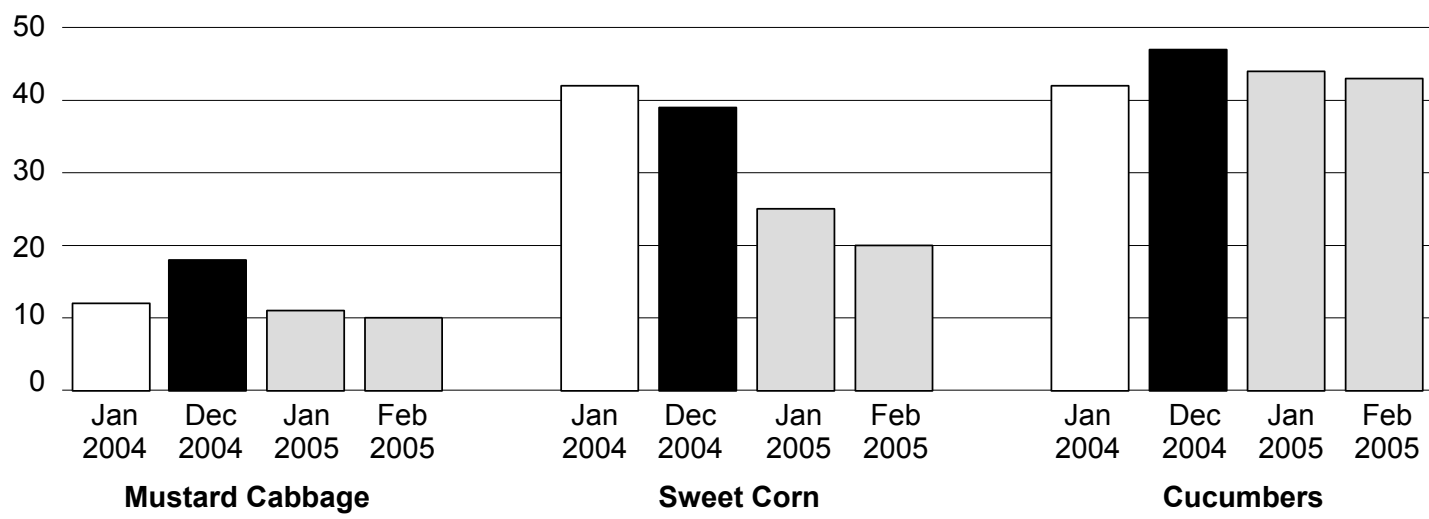
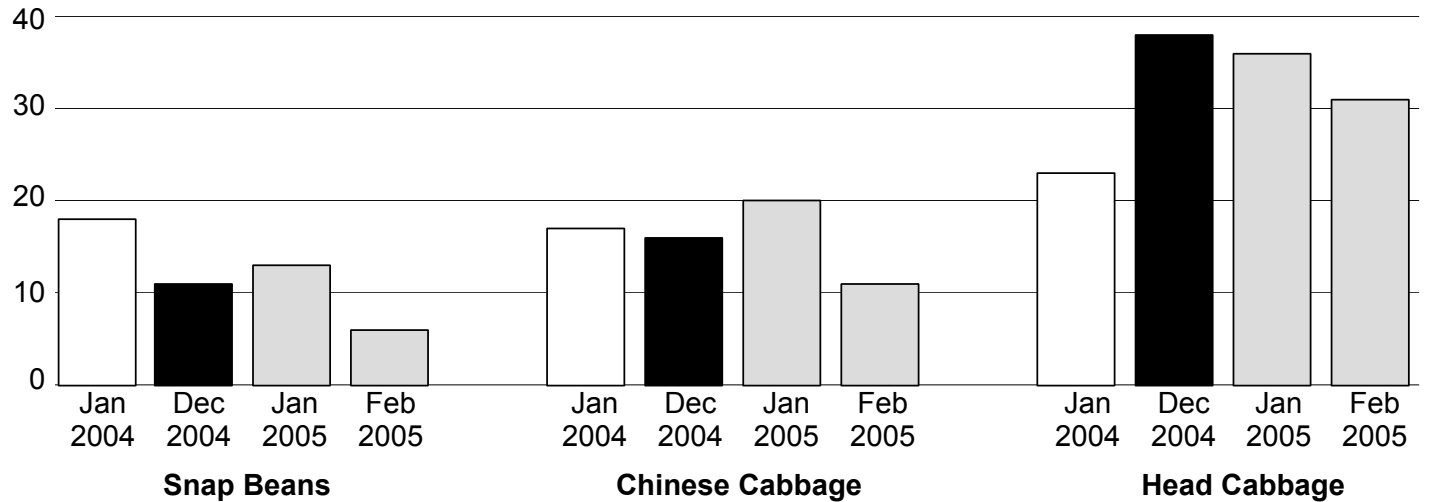
Acreage Acres planted, harvested, and for harvest for 11 selected vegetables, State of Hawaii.

Crop	Acres planted		Acres harvested		Acres for harvest	
	Nov 2004	Dec 2004	Nov 2004	Dec 2004	Jan 2005	Feb 2005
Beans, snap	12	8	18	11	13	6
Cabbage, Chinese	19	19	23	16	20	11
Cabbage, head	38	36	42	38	36	31
Cabbage, mustard	15	11	19	18	11	10
Corn, sweet	24	24	48	39	25	20
Cucumbers	43	43	47	47	44	43
Lettuce, head	8	4	5	6	6	3
Lettuce, semi-head	4	4	4	4	4	4
Onions, dry	23	20	11	20	26	25
Onions, green	13	12	12	13	13	12
Romaine	15	11	12	16	11	9

Harvested acreage charts

Acres harvested a year ago
 Acres harvested last month
 Acres intended for harvest

Acres



December review

December production down for most vegetables

CHINESE CABBAGE production totaled 388,000 pounds in December, down 10 percent from November. Crop conditions were generally good, but a 30 percent drop in harvested acreage reduced December's production.

HEAD CABBAGE production is estimated at 862,000 pounds, up 23 percent from last month. Cooler temperatures have improved crop conditions, but have also slowed development. Weeds are problem in some fields.

SWEET CORN production is estimated at 129,000 pounds for December, down 15 percent from the previous month and down 12 percent from a year ago. Crop conditions were mostly fair.

CUCUMBER production is estimated at 326,000 pounds for December, down 13 percent from November and down 18 percent from a year ago. Crop conditions were mainly poor as recent rains

have taken a toll on the crop.

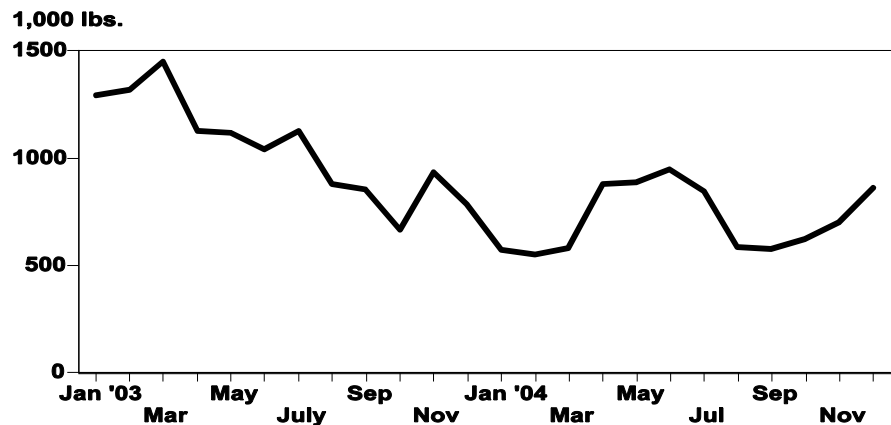
DRY ONION production totaled 130,000 pounds, down 38 percent from November, but up 62 percent from a year ago. Overall crop conditions were fair as cloudy skies, and occasionally heavy showers, have hampered crop growth and quality.

GREEN PEPPER production is

pegged at 185,000 pounds for December, down 9 percent from November. Crop conditions were fair.

TOMATO production is estimated at 1.1 million pounds in December, down 1 percent from the previous month and down 22 percent from a year ago. Crop conditions were generally fair. ■

**Hawaii Head Cabbage:
Monthly Production, 2003 - 2004**



Acreage, average yield, sales, and average farm price, December 2004, State of Hawaii.

Crop	Total acres on Jan 1 st	December 2004				January-to-date sales		
		Acres harvested	Average yield ^{1/}	Total sales	Average farm price	2003 ^{2/}	2004	Change
				----- 1,000 lbs. -----	Cents per lb.	----- 1,000 lbs -----		Percent
Beans, snap	19	11	6.5	72	123.4	1,000	850	-15
Cabbage, Chinese	28	16	24.3	388	33.3	6,700	5,107	-24
Cabbage, head	71	38	22.7	862	28.4	12,600	8,619	-32
Cabbage, mustard	14	18	6.3	114	54.8	1,300	1,388	7
Corn, sweet	51	39	3.3	129	60.5	2,500	1,445	-42
Cucumbers	71	47	6.9	326	58.3	5,900	5,336	-10
Lettuce, head	9	6	10.0	60	60.9	880	778	-12
Lettuce, semi-head	7	4	8.3	33	71.3	320	376	18
Onions, dry	89	20	6.5	130	152.0	3,300	1,600	-51
Onions, green	28	13	7.4	96	100.0	1,600	1,154	-28
Peppers, green	3 [/]	22	8.4	185	86.7	3,300	2,997	-9
Romaine	17	16	9.2	147	57.4	1,900	1,498	-21
Tomatoes	3 [/]	67	15.9	1,065	118.4	17,500	15,333	-12

^{1/} Total sales divided by acres harvested. ^{2/} Revised. ^{3/} Not published to avoid disclosure of individual operations.