



United States Department of Agriculture
National Agricultural Statistics Service



Pacific Region – Hawaii
Noncitrus Fruits and Nuts

The Pacific Region Includes the States of CA, HI and NV
In Cooperation with the Hawaii Departments of Agriculture
Pacific Regional Office · Hawaii · 300 Ala Moana Blvd Suite 7-118 · Honolulu, HI 96850
(800) 804-9514 · Fax (844) 332-7146 · www.nass.usda.gov/hi

Released: May 5, 2021

Avocado Bearing Acreage, Yield, Production, Price, and Value - States and United States: 2018-2019, 2019-2020, and 2020-2021

State	Bearing acreage			Yield per acre		
	2018-2019	2019-2020	2020-2021	2018-2019	2019-2020	2020-2021
	(acres)	(acres)	(acres)	(tons)	(tons)	(tons)
California	47,000	46,100	47,300	3.64	2.36	3.98
Florida	5,800	6,000	4,600	2.40	4.23	3.80
Hawaii.....	840	820	820	1.04	1.00	0.74
United States	53,640	52,920	52,720	3.46	2.56	3.92
State	Total production			Utilized production		
	2018-2019	2019-2020	2020-2021	2018-2019	2019-2020	2020-2021
	(tons)	(tons)	(tons)	(tons)	(tons)	(tons)
California	171,000	109,000	188,500	169,100	108,430	187,940
Florida	13,900	25,400	17,500	13,620	25,150	17,170
Hawaii.....	870	820	610	780	730	500
United States	185,770	135,220	206,610	183,500	134,310	205,610
State	Price per ton			Value of utilized production		
	2018-2019	2019-2020	2020-2021	2018-2019	2019-2020	2020-2021
	(dollars)	(dollars)	(dollars)	(1,000 dollars)	(1,000 dollars)	(1,000 dollars)
California	2,270.00	3,440.00	2,190.00	383,485	373,185	411,720
Florida	1,120.00	928.00	799.00	15,278	23,332	13,726
Hawaii.....	2,040.00	2,450.00	2,370.00	1,591	1,787	1,186
United States	2,180.00	2,970.00	2,070.00	400,354	398,304	426,632

Papaya Bearing Acreage, Yield, Production, Price, and Value - States and United States: 2018-2020

State	Bearing acreage			Yield per acre		
	2018	2019	2020	2018	2019	2020
	(acres)	(acres)	(acres)	(pounds)	(pounds)	(pounds)
Hawaii.....	800	690	600	13,000	17,000	13,800
United States	800	690	600	13,000	17,000	13,800
State	Total production			Utilized production		
	2018	2019	2020	2018	2019	2020
	(1,000 pounds)	(1,000 pounds)	(1,000 pounds)	(1,000 pounds)	(1,000 pounds)	(1,000 pounds)
Hawaii.....	10,400	11,750	8,280	10,290	10,580	6,950
United States	10,400	11,750	8,280	10,290	10,580	6,950
State	Price per pound			Value of utilized production		
	2018	2019	2020	2018	2019	2020
	(dollars)	(dollars)	(dollars)	(1,000 dollars)	(1,000 dollars)	(1,000 dollars)
Hawaii.....	0.554	0.467	0.439	5,702	4,943	3,053
United States	0.554	0.467	0.439	5,702	4,943	3,053

Macadamia Bearing Acreage, Yield, Production, Price, and Value - States and United States: 2018-2020

State	Bearing acreage			Yield per acre ¹		
	2018	2019	2020	2018	2019	2020
	<i>(acres)</i>	<i>(acres)</i>	<i>(acres)</i>	<i>(pounds)</i>	<i>(pounds)</i>	<i>(pounds)</i>
Hawaii.....	16,900	16,900	16,800	2,090	2,410	2,350
United States.....	16,900	16,900	16,800	2,090	2,410	2,350
State	Utilized production					
	2018		2019		2020	
	<i>(1,000 pounds)</i>		<i>(1,000 pounds)</i>		<i>(1,000 pounds)</i>	
Hawaii.....	35,300		40,700		39,500	
United States.....	35,300		40,700		39,500	
State	Price per pound			Value of utilized production		
	2018	2019	2020	2018	2019	2020
	<i>(dollars)</i>	<i>(dollars)</i>	<i>(dollars)</i>	<i>(1,000 dollars)</i>	<i>(1,000 dollars)</i>	<i>(1,000 dollars)</i>
Hawaii.....	1.190	1.200	1.240	42,007	48,840	48,980
United States.....	1.190	1.200	1.240	42,007	48,840	48,980

¹ Yield is based on utilized production.

Noncitrus Fruit Comments

Avocado: Utilized production for the 2020-2021 crop season totaled 205,610 tons, up 53 percent from the previous year. Bearing acreage was estimated at 52,720, down slightly from the previous year. The average yield was 3.92 ton per acre, up 1.36 tons from the previous year. Of the total utilized production, 204,640 tons were for the fresh market and 970 tons were for processing. The value of the 2020-2021 crop totaled \$427 million, up 7 percent from the previous season, with an average annual price of \$2,070 per ton.

In California, the largest producing State, a record-breaking heat wave in September 2020 resulted in some operation harvesting earlier than usual to avoid fruit drop. In Florida, avocado bearing aged acres were down because of being recently replanted since being damaged by Hurricanes Irma and Michael. The replanted acres will be of bearing age in the future. Some growers experienced low production due to Laurel Wilt disease.

Papaya: Utilized production in 2020 totaled 6.95 million pounds, down 34 percent from 2019. Bearing acreage was estimated at 600, down 13 percent from the previous year. The average yield was 13,800 pounds per acre, down 3,200 pounds from the previous year. The value of the crop totaled \$3.05 million, down 38 percent from the previous season, with an average annual price of 43.9 cents per pound.

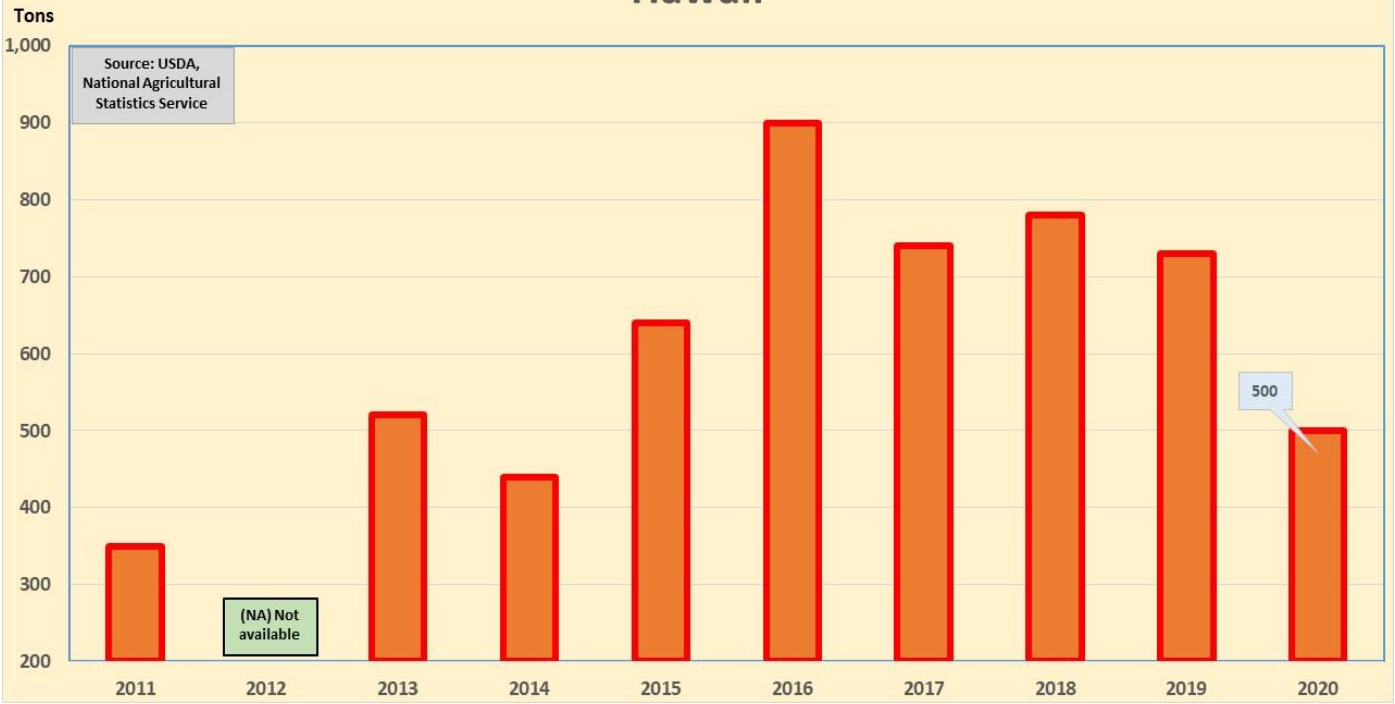
The Hawaii crop continues to be impacted by the eruption of the Kilauea volcano that began in May 2018. In addition, heavy rains and winds in 2020 have negatively impacted yields. The pandemic travel restrictions and a shortage of labor has impacted industry harvest.

Tree Nut Comments

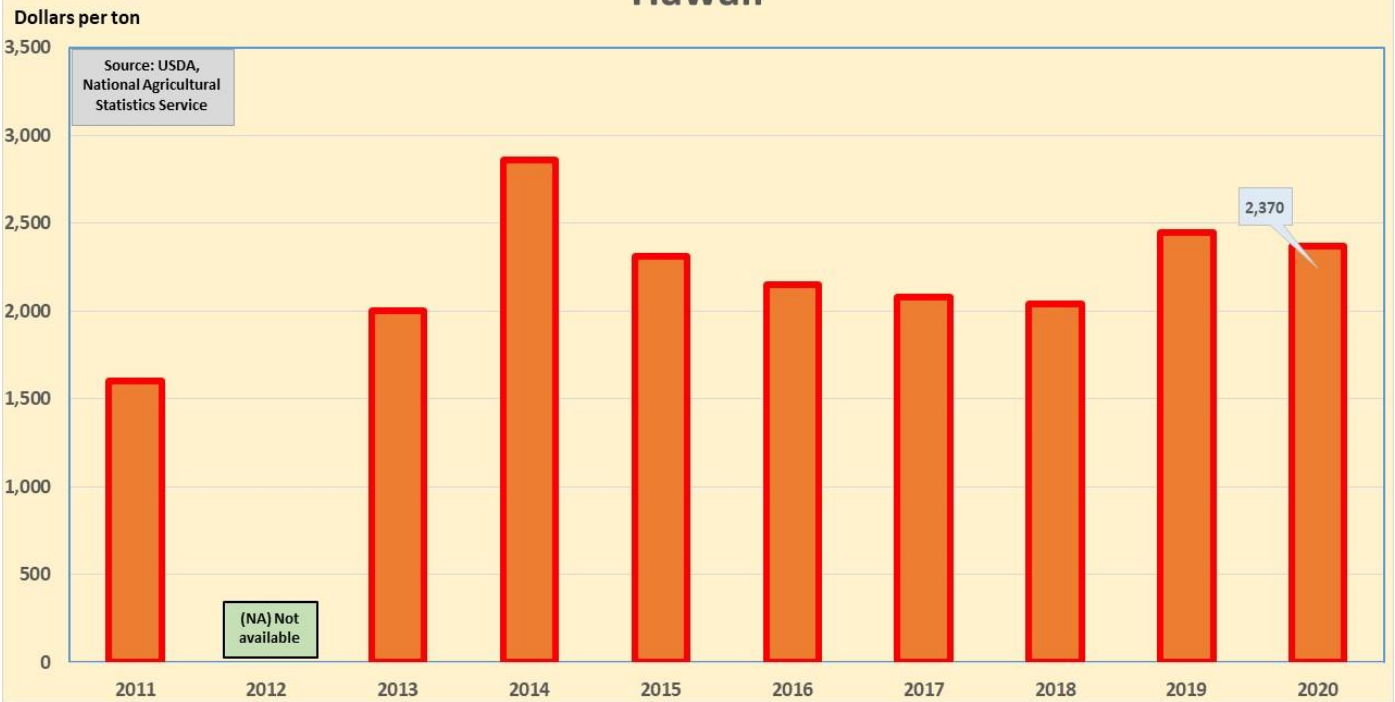
Macadamia: Utilized production in Hawaii for 2020 totaled 39.5 million pounds, down 3 percent from the previous year. Bearing acreage was estimated at 16,800, down 1 percent the previous year. The average yield was 2,350 pounds per acre, down 60 pounds from the previous year. The value of the crop totaled \$49.0 million, up slightly from the previous season, with an average annual price of \$1.24 per pound.

In Hawaii, disease and feral hog damage to macadamia nut orchards were reported. Additionally, pandemic travel restrictions and a shortage of labor impacted harvest.

Avocado Utilized Production Hawaii

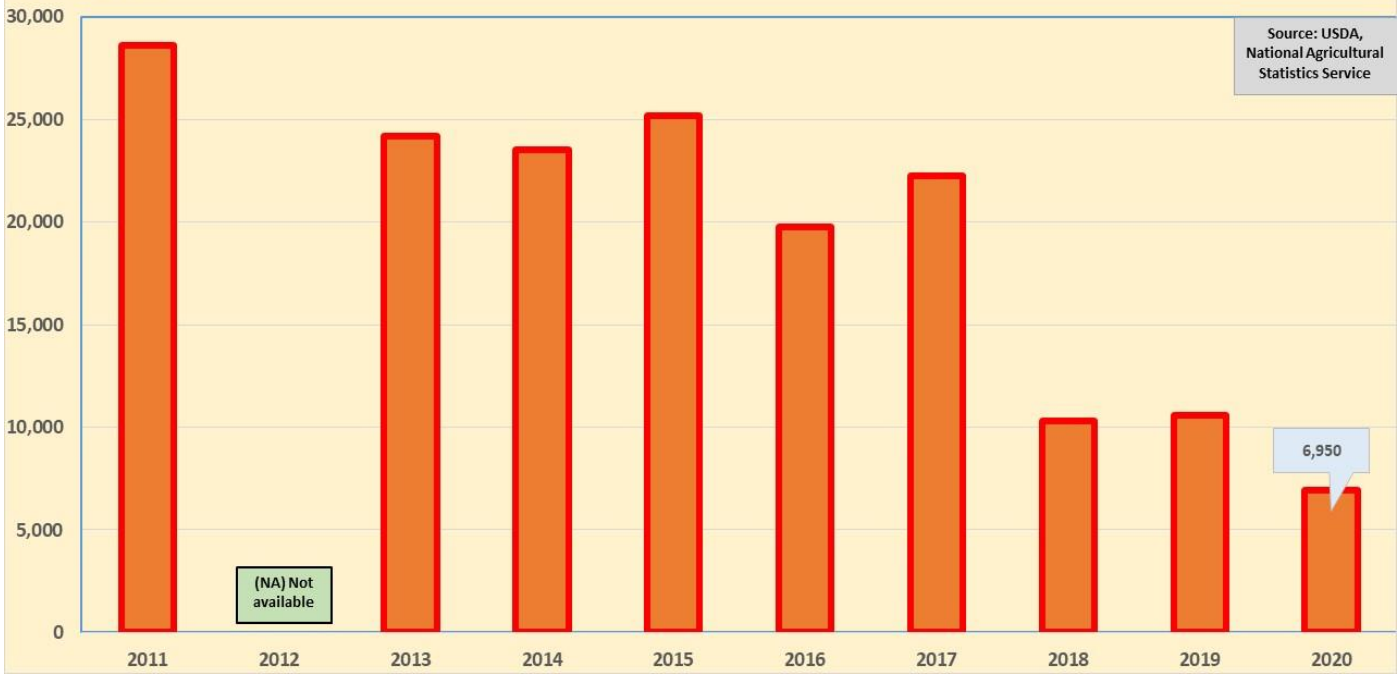


Avocado Price Hawaii



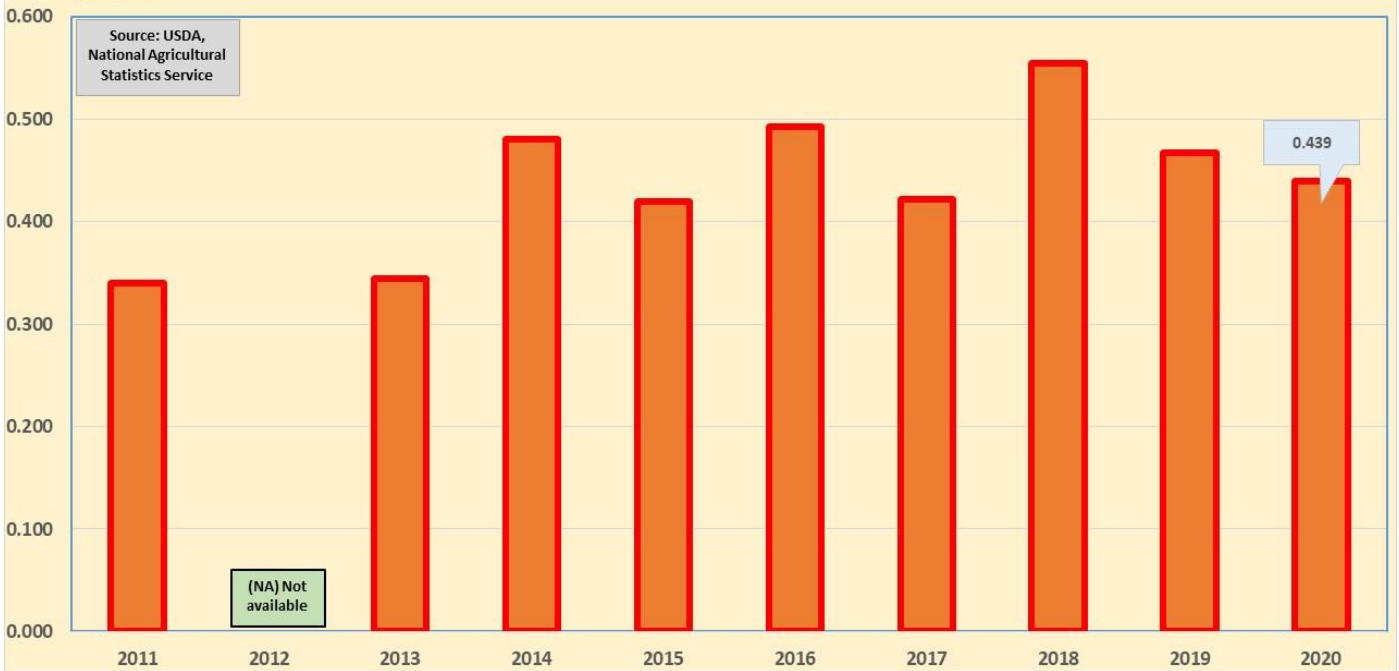
Papaya Utilized Production Hawaii

Thousand Pounds



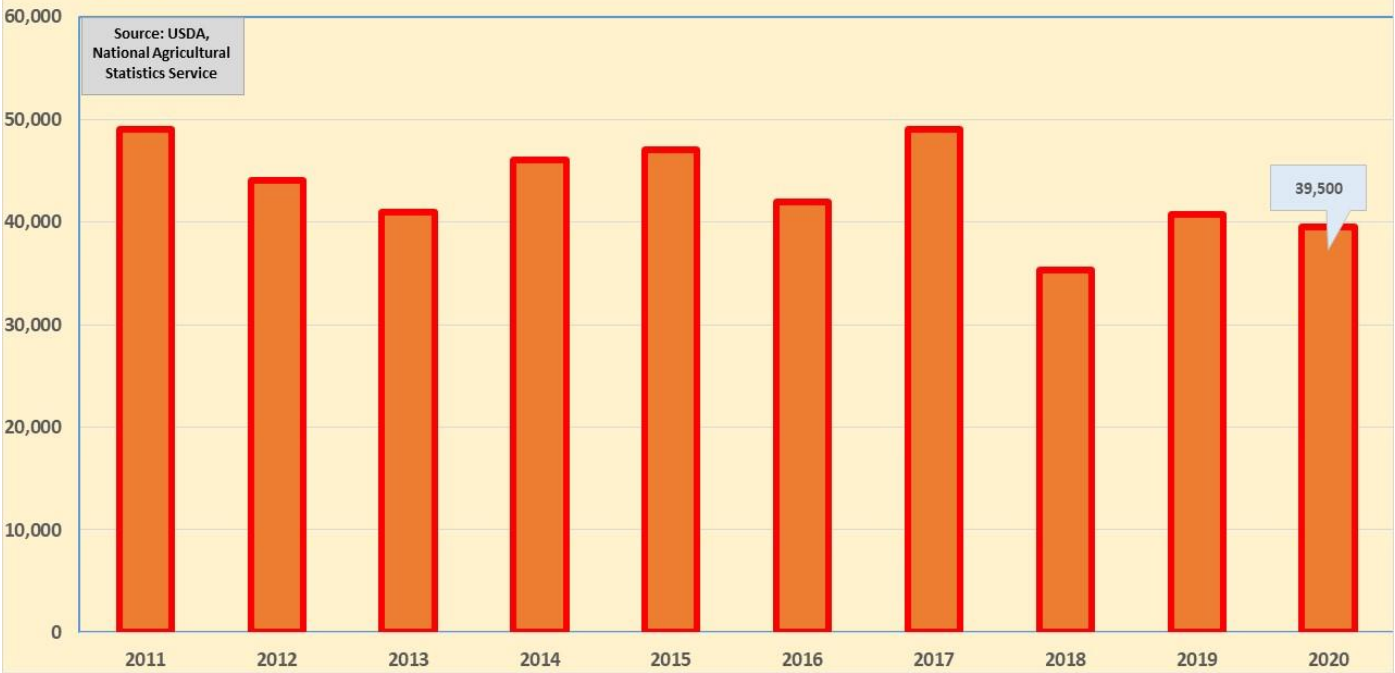
Papaya Price Hawaii

Dollars per pound



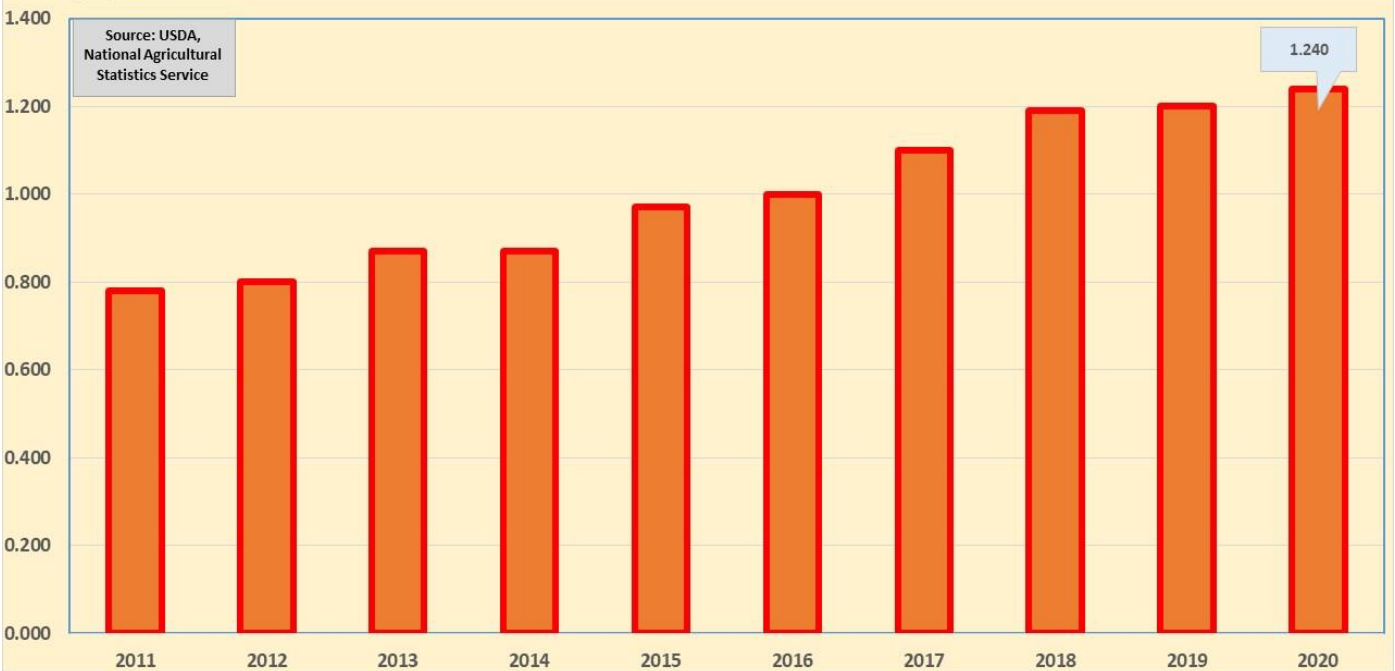
Macadamia Nut Utilized Production Hawaii

Thousand Pounds



Macadamia Nut Price Hawaii

Dollars per pound



Noncitrus Fruits Marketing Seasons

Avocado: November 1 to October for California; June 20 to March 1 for Florida; January 1 to December 31 for Hawaii
Papaya: January 1 to December 31

Tree Nuts Marketing Seasons

Macadamia: July 1 to June 30

Access to NASS Reports

Access the National publication for this release at:

<https://usda.library.cornell.edu/concern/publications/zs25x846c>

For your convenience, you may access NASS reports and products the following ways:

- All reports are available electronically, at no cost, on the NASS web site: www.nass.usda.gov.
- Both state and national and reports are available via a free e-mail subscription. To set-up this free subscription, visit the links below:

State Reports

https://www.nass.usda.gov/Publications/Subscribe_to_State_Reports/index.php

National Reports

<https://usda.library.cornell.edu/>

<https://www.nass.usda.gov/Newsroom/Subscribe/index.php>

For more information on NASS surveys and reports, call the NASS Agricultural Statistics Hotline at (800) 727- 9540, 7:30 a.m. to 4:00 p.m. ET, or e-mail: nass@nass.usda.gov.

The U.S. Department of Agriculture (USDA) prohibits discrimination against its customers, employees, and applicants for employment on the basis of race, color, national origin, age, disability, sex, gender identity, religion, reprisal, and where applicable, political beliefs, marital status, familial or parental status, sexual orientation, or all or part of an individual's income is derived from any public assistance program, or protected genetic information in employment or in any program or activity conducted or funded by the Department. (Not all prohibited bases will apply to all programs and/or employment activities.)