



# Illinois Crop Progress and Condition

Released November 18, 2019

There were 3.4 days suitable for fieldwork during the week ending November 17, 2019. Statewide, the average temperature was 26.6 degrees, 14.7 degrees below normal. Precipitation averaged 0.23 inches, 0.43 inches below normal. Topsoil moisture supply was rated at 3 percent short, 79 percent adequate, and 18 percent surplus. Subsoil moisture supply was rated at 1 percent very short, 8 percent short, 73 percent adequate, and 18 percent surplus. Corn harvested for grain was at 80 percent, compared to 99 percent last year and 97 percent for the 5-year average. Soybean harvest was 92 percent complete, compared to 96 percent last year and 98 percent for the 5-year average. Winter wheat planted was at 99, compared to 94 percent last year and 96 percent for the 5-year. Winter wheat emerged was at 85 percent, compared to 83 percent last year and 84 for the 5-year average.

## Days Suitable for Fieldwork and Soil Moisture Supply: Week Ending November 17, 2019

State	Days Suitable for Fieldwork	Topsoil Moisture Supply				Subsoil Moisture Supply			
		Very Short	Short	Adequate	Surplus	Very Short	Short	Adequate	Surplus
Illinois .....	3.4	(percent)	(percent)	(percent)	(percent)	(percent)	(percent)	(percent)	(percent)
		-	3	79	18	1	8	73	18

- Represents zero.

## Crop Progress – Illinois

Item	Week ending			2014-2018 Average
	November 17, 2019	November 10, 2019	November 17, 2018	
	(percent)	(percent)	(percent)	(percent)
Corn harvested .....	80	71	99	97
Soybeans harvested .....	92	87	96	98
Winter wheat planted .....	99	93	94	96
Winter wheat emerged .....	85	75	83	84

## Winter Wheat Condition – Illinois

Date	Very Poor	Poor	Fair	Good	Excellent
	(percent)	(percent)	(percent)	(percent)	(percent)
November 17, 2019 .....	6	12	37	43	2
November 10, 2019 .....	6	15	36	40	3
November 17, 2018 .....	4	5	26	53	12

## Pasture Condition – Illinois

Date	Very Poor	Poor	Fair	Good	Excellent
	(percent)	(percent)	(percent)	(percent)	(percent)
November 17, 2019 .....	8	24	40	27	1
November 10, 2019 .....	8	15	44	31	2
November 17, 2018 .....	3	10	27	49	11

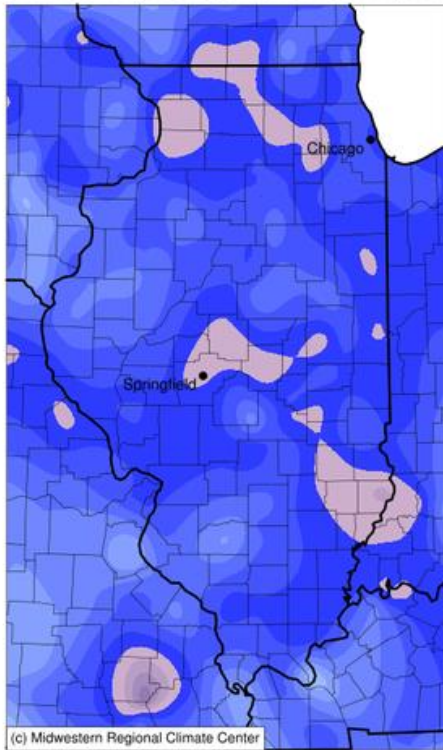
# Weather Information: Week Ending November 17, 2019

District and State	Temperature		Precipitation	
	Average	Departure from Normal	Total	Departure from Normal
	(degrees - F)	(degrees - F)	(inches)	(inches)
Northwest .....	23.4	-14.2	0.29	-0.18
Northeast .....	23.6	-14.9	0.27	-0.22
West .....	26.8	-14.0	0.14	-0.38
Central .....	25.9	-14.4	0.17	-0.35
East .....	25.2	-15.0	0.24	-0.32
West Southwest .....	27.8	-14.8	0.24	-0.41
East Southeast .....	27.7	-15.3	0.20	-0.65
Southwest .....	30.3	-14.6	0.20	-0.78
Southeast .....	30.6	-14.7	0.27	-0.65
Illinois .....	26.6	-14.7	0.23	-0.43

Weather data provided by the Midwestern Regional Climate Center: <http://mrcc.isws.illinois.edu>

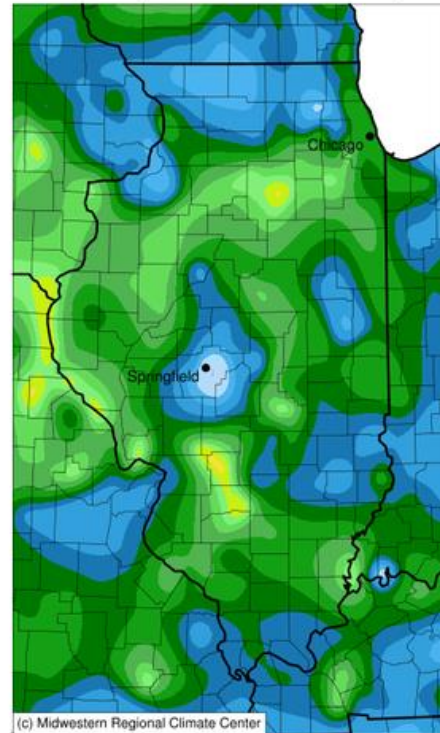
## Average Temperature (°F): Departure from 1981-2010 Normals

November 11, 2019 to November 17, 2019



## Accumulated Precipitation (in)

November 11, 2019 to November 17, 2019



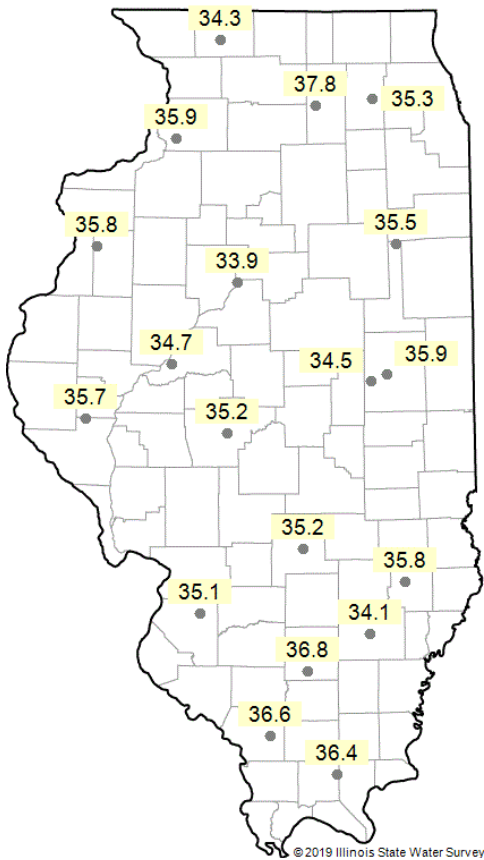
Stations from the following networks used: WBAN, COOP, FAA, GHCN, ThreadEx, CoCoRaHS, WMO, ICAO, NWSLI, Midwestern Regional Climate Center  
cli-MATE: MRCC Application Tools Environment  
Generated at: 11/18/2019 9:47:58 AM CST



Stations from the following networks used: WBAN, COOP, FAA, GHCN, ThreadEx, CoCoRaHS, WMO, ICAO, NWSLI, Missouri FSA, Missouri Mesonet, Midwestern Regional Climate Center  
cli-MATE: MRCC Application Tools Environment  
Generated at: 11/18/2019 9:32:30 AM CST

## November 17, 2019

10 AM 4-Inch Soil Temperature Under Bare Soil (° F)



### Access to NASS Reports

For your convenience, you may access NASS reports and products the following ways:

- All reports are available electronically, at no cost, on the NASS web site: <http://www.nass.usda.gov>
- Both national and state specific reports are available via a free e-mail subscription. To set-up this free subscription, visit <http://www.nass.usda.gov> and in the “Follow NASS” box under “Receive reports by Email,” click on “National” or “State” to select the reports you would like to receive.
- Follow us on Twitter @usda\_nass

For more information on NASS surveys and reports, call the Heartland Regional Field Office at (314) 595-9594 or e-mail: [nassrfohlr@usda.gov](mailto:nassrfohlr@usda.gov).