# Illinois
# Crop Progress and Condition

**Released September 6, 2022**

There were 5.5 days suitable for field work during the week ending September 4, 2022. Statewide, the average temperature was 72.6 degrees, 0.9 degrees above normal. Precipitation averaged 1.36 inches, 0.57 inches above normal. Topsoil moisture supply was rated 9 percent very short, 21 percent short, 66 percent adequate, and 4 percent surplus. Subsoil moisture supply was rated 10 percent very short, 21 percent short, 67 percent adequate and 2 percent surplus. Corn dough reached 88 percent, compared to the 5-year average of 95 percent. Corn dented reached 64 percent, compared to the 5-year average of 74 percent. Corn mature reached 11 percent, compared to the 5-year average of 21 percent. Corn condition was rated 4 percent very poor, 4 percent poor, 21 percent fair, 51 percent good, and 20 percent excellent. Soybeans setting pods reached 89 percent, compared to the 5-year average of 96 percent. Soybeans dropping leaves reached 4 percent, compared to the 5-year average of 7 percent. Soybean condition was rated 5 percent very poor, 5 percent poor, 23 percent fair, 50 percent good, 17 percent excellent.

**Days Suitable for Fieldwork and Soil Moisture Supply: Week Ending September 4, 2022**

| State | Days Suitable for Fieldwork | Topsoil Moisture Supply | | | | Subsoil Moisture Supply | | | |
|---|---|---|---|---|---|---|---|---|---|
| | | Very Short | Short | Adequate | Surplus | Very Short | Short | Adequate | Surplus |
| | | (percent) | (percent) | (percent) | (percent) | (percent) | (percent) | (percent) | (percent) |
| Illinois | 5.5 | 9 | 21 | 66 | 4 | 10 | 21 | 67 | 2 |

**Crop Progress – Illinois**

| Item | Week ending | | | 2017-2021 Average |
|---|---|---|---|---|
| | September 4, 2022 | August 28, 2022 | September 4, 2021 | |
| | (percent) | (percent) | (percent) | (percent) |
| Corn dough | 88 | 85 | 95 | 95 |
| Corn dented | 64 | 46 | 80 | 74 |
| Corn mature | 11 | 3 | 26 | 21 |
| Soybeans setting pods | 89 | 86 | 96 | 96 |
| Soybeans dropping leaves | 4 | (NA) | 8 | 7 |
| Alfalfa hay 3rd cutting | 75 | 66 | 96 | 90 |

(NA) Not available.

**Corn Condition – Illinois**

| Date | Very Poor | Poor | Fair | Good | Excellent |
|---|---|---|---|---|---|
| | (percent) | (percent) | (percent) | (percent) | (percent) |
| September 4, 2022 | 4 | 4 | 21 | 51 | 20 |
| August 28, 2022 | 3 | 4 | 24 | 49 | 20 |
| September 4, 2021 | 2 | 5 | 26 | 43 | 24 |

**Soybeans Condition – Illinois**

| Date | Very Poor | Poor | Fair | Good | Excellent |
|---|---|---|---|---|---|
| | (percent) | (percent) | (percent) | (percent) | (percent) |
| September 4, 2022 | 5 | 5 | 23 | 50 | 17 |
| August 28, 2022 | 3 | 4 | 27 | 48 | 18 |
| September 4, 2021 | 3 | 6 | 26 | 45 | 20 |

## Pasture Condition – Illinois

| Date | Very Poor | Poor | Fair | Good | Excellent |
|---|---|---|---|---|---|
| | (percent) | (percent) | (percent) | (percent) | (percent) |
| September 4, 2022 | 8 | 11 | 35 | 40 | 6 |
| August 28, 2022 | 5 | 14 | 41 | 36 | 4 |
| September 4, 2021 | 6 | 11 | 36 | 34 | 13 |

## Weather Information: Week Ending September 4, 2022

| District and State | Temperature | | Precipitation | |
|---|---|---|---|---|
| | Average | Departure from Normal | Total | Departure from Normal |
| | (degrees - F) | (degrees - F) | (inches) | (inches) |
| Northwest | 71.1 | 1.8 | 1.21 | 0.43 |
| Northeast | 72.1 | 2.6 | 0.96 | 0.22 |
| West | 72.8 | 1.0 | 0.60 | -0.26 |
| Central | 73.0 | 1.9 | 0.74 | -0.05 |
| East | 72.7 | 2.1 | 1.77 | 1.02 |
| West Southwest | 72.4 | -0.3 | 1.61 | 0.88 |
| East Southeast | 72.9 | 0.2 | 1.88 | 1.04 |
| Southwest | 73.0 | -1.0 | 1.60 | 0.78 |
| Southeast | 74.0 | -0.3 | 1.90 | 1.01 |
| Illinois | 72.6 | 0.9 | 1.36 | 0.57 |

Weather data provided by the Midwestern Regional Climate Center: http:/mrcc.isws.illinois.edu

## Soil Moisture Deviation from Historical Average – September 3

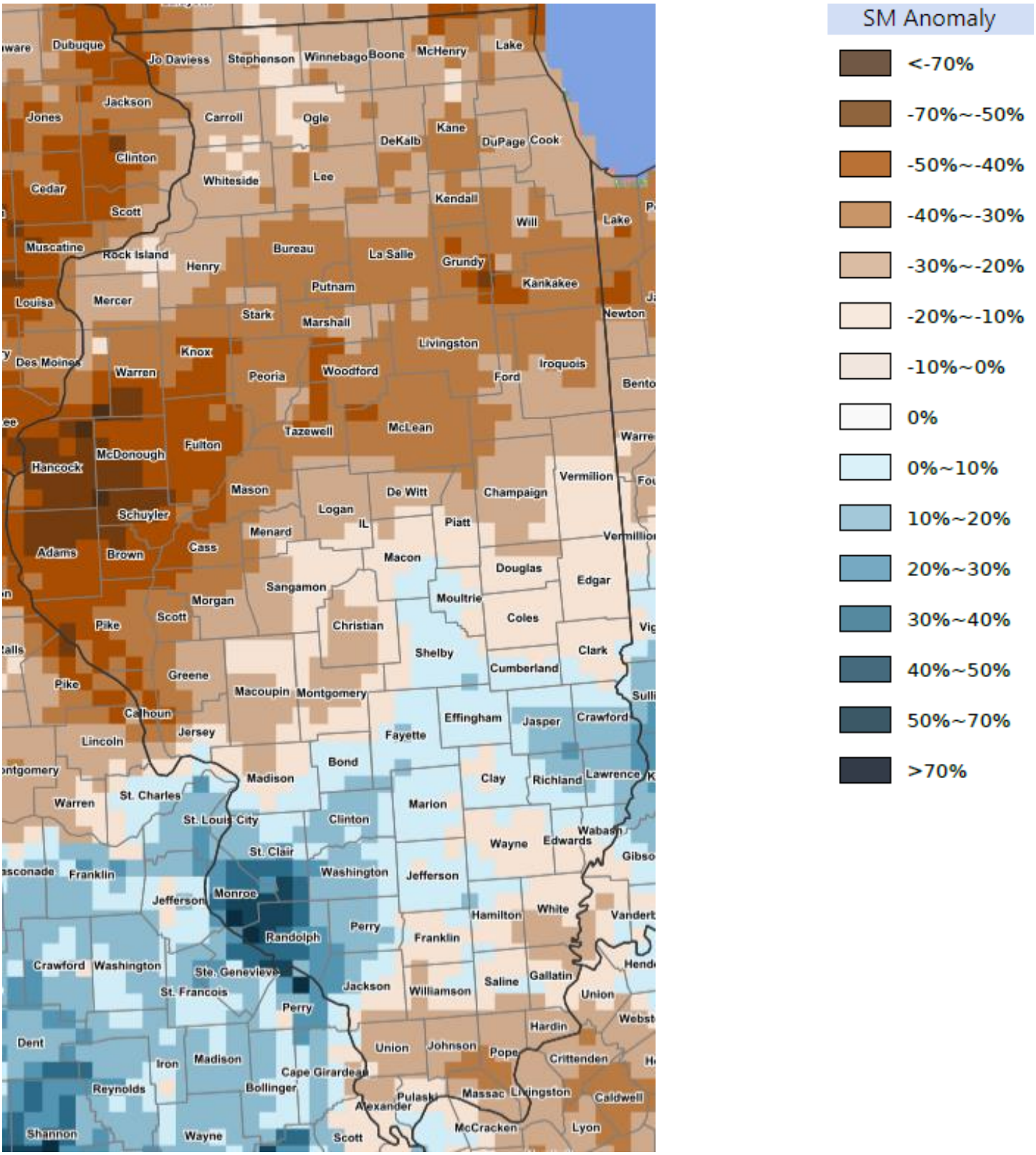


**https://cloud.csiss.gmu.edu/Crop-CASMA/**
***(historical average includes 2015-2020)***

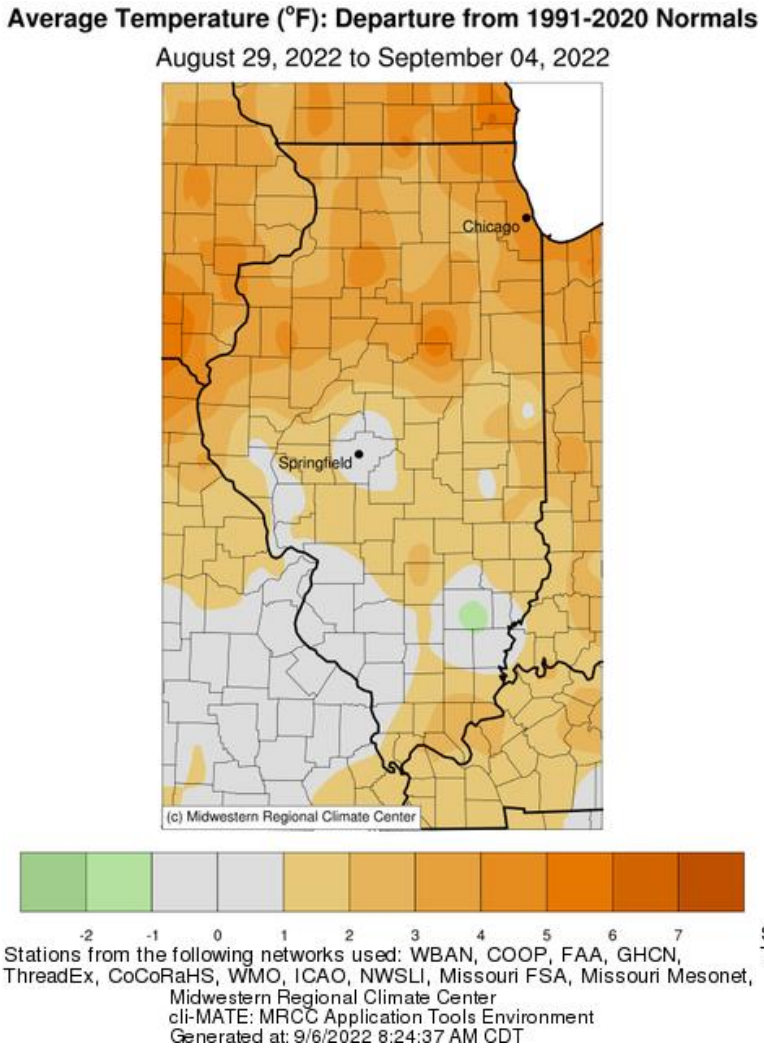


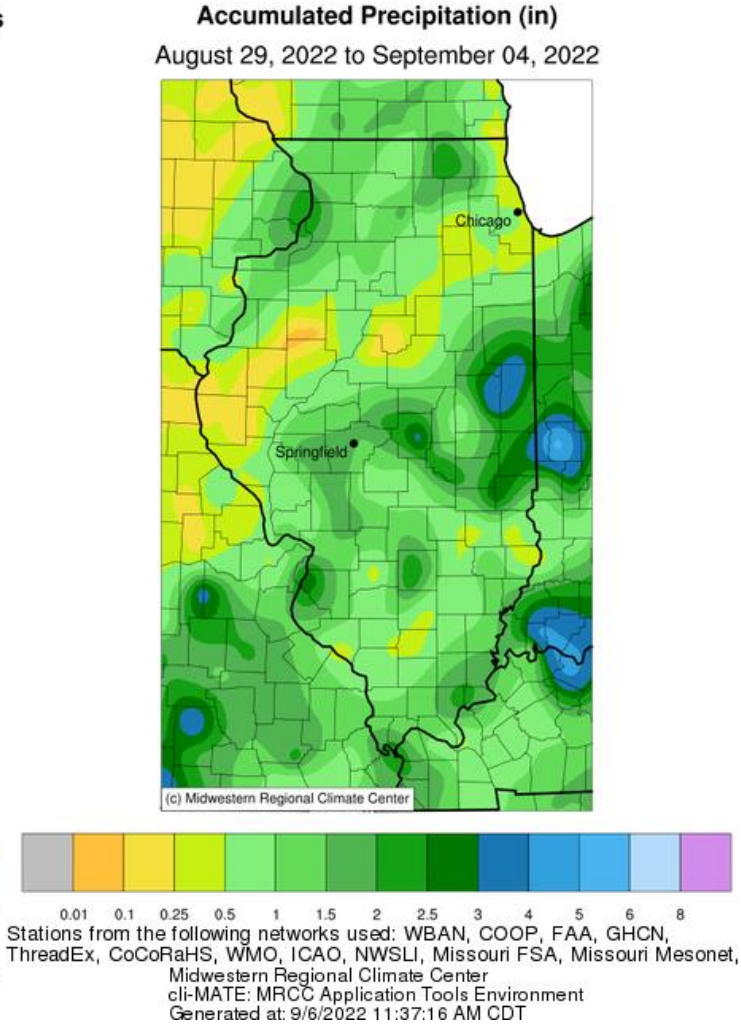


## Access to NASS Reports

For your convenience, you may access NASS reports and products the following ways:

- All reports are available electronically, at no cost, on the NASS web site: http://www.nass.usda.gov
- Both national and state specific reports are available via a free e-mail subscription. To set-up this free subscription, visit http://www.nass.usda.gov and in the "Follow NASS" box under "Receive reports by Email," click on "National" or "State" to select the reports you would like to receive.
- Follow us on Twitter @usda_nass

For more information on NASS surveys and reports, call the Heartland Regional Field Office at (314) 595-9594 or e-mail: nassrfohlr@usda.gov.