



Illinois Crop Progress and Condition

Released January 29, 2024

For the month of January, statewide, the average temperature was 24.9 degrees, 0.1 degrees above normal. Precipitation averaged 4.25 inches, 2.53 inches above normal. Topsoil moisture supply was rated 4 percent short, 57 percent adequate, and 39 percent surplus. Subsoil moisture supply was rated 1 percent very short, 13 percent short, 73 percent adequate, and 13 percent surplus. Winter wheat condition was rated 1 percent very poor, 4 percent poor, 20 percent fair, 57 percent good, and 18 percent excellent.

Soil Moisture Supply: January 28, 2024

District and State	Topsoil Moisture Supply				Subsoil Moisture Supply			
	Very Short	Short	Adequate	Surplus	Very Short	Short	Adequate	Surplus
	(percent)	(percent)	(percent)	(percent)	(percent)	(percent)	(percent)	(percent)
Illinois	-	4	57	39	1	13	73	13

- Represents zero.

Weather Information: January 2024

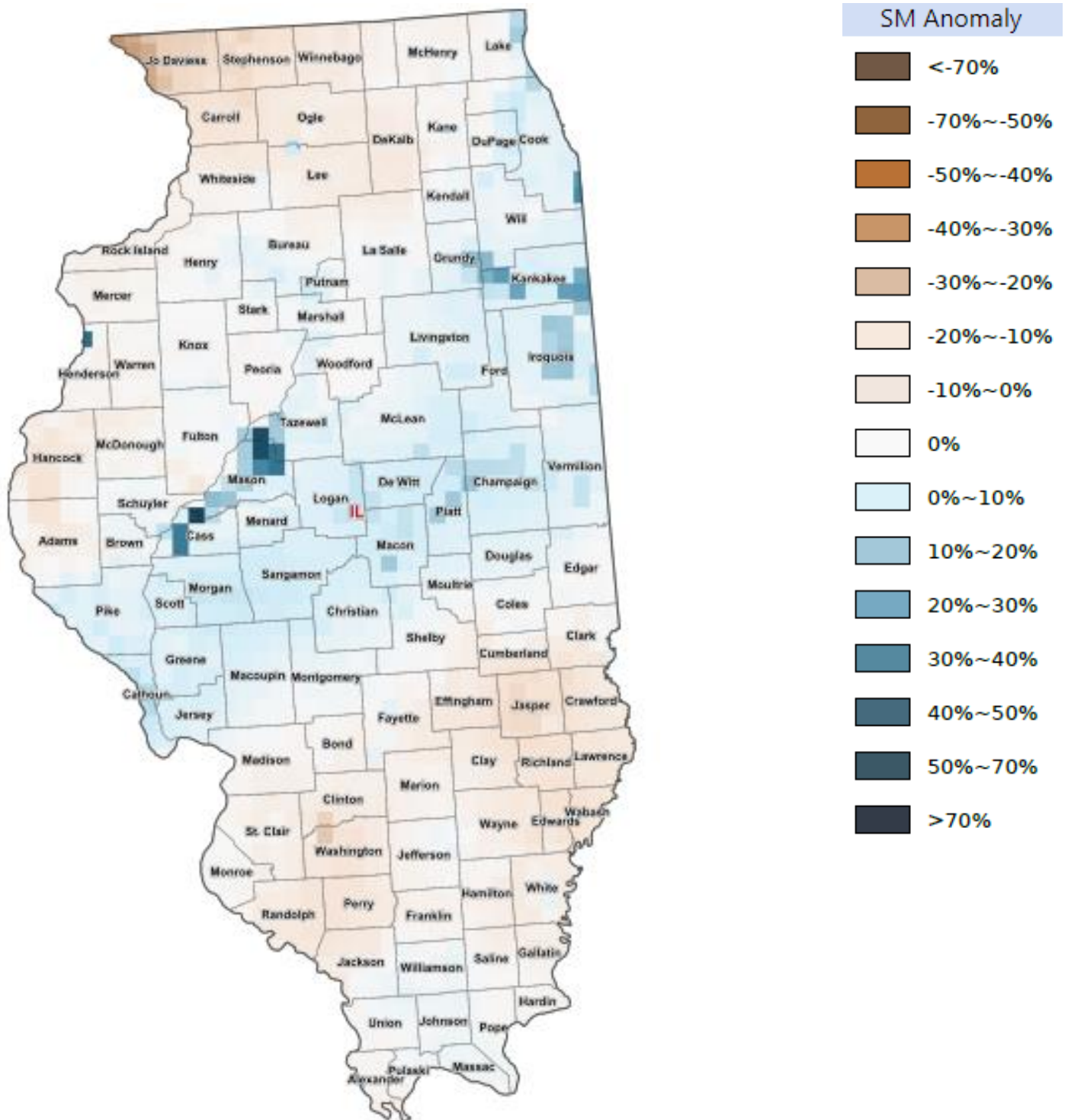
District and State	Temperature		Precipitation	
	Average	Departure from Normal	Total	Departure from Normal
	(degrees - F)	(degrees - F)	(inches)	(inches)
Northwest	21.2	1.6	2.85	1.53
Northeast	22.8	1.8	3.54	2.00
West	22.5	-1.1	3.46	2.15
Central	23.4	0.3	3.72	2.24
East	24.6	1.3	4.57	3.00
West Southwest	25.2	-1.1	4.02	2.42
East Southeast	26.9	-0.4	5.32	3.28
Southwest	29.1	-1.0	5.45	3.21
Southeast	30.1	-0.5	5.96	3.30
Illinois	24.9	0.1	4.25	2.53

by the Midwestern Regional Climate Center: <http://mrcc.isws.illinois.edu>

Winter Wheat Condition – Illinois

Date	Very Poor	Poor	Fair	Good	Excellent
	(percent)	(percent)	(percent)	(percent)	(percent)
January 28, 2024	1	4	20	57	18


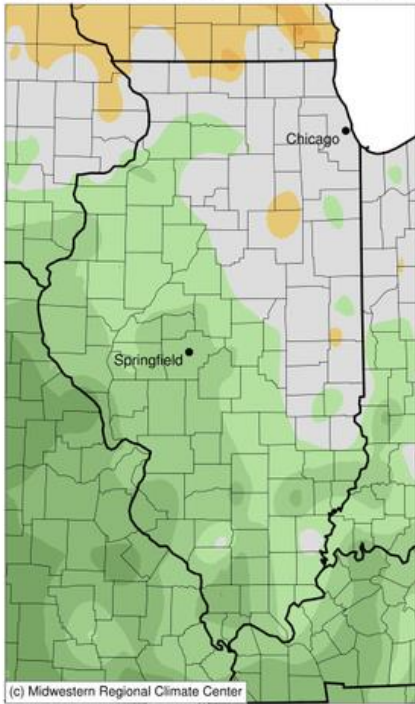
Soil Moisture Deviation from Historical Average – January 25, 2024



<https://cloud.csiss.gmu.edu/Crop-CASMA/>
(historical average includes 2018-2022)

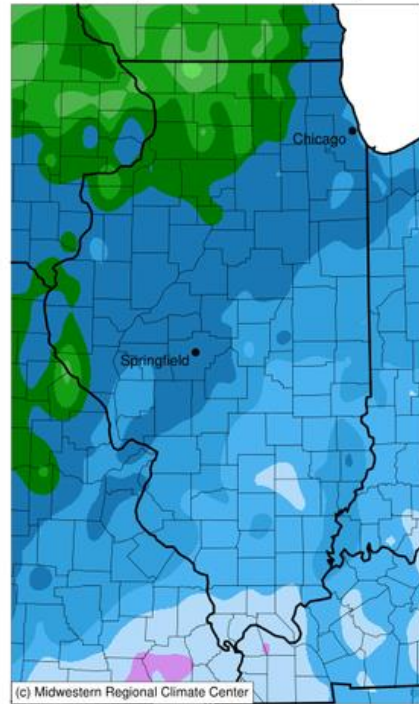
Average Temperature (°F): Departure from 1991-2020 Normals

January 01, 2024 to January 28, 2024



Accumulated Precipitation (in)

January 01, 2024 to January 28, 2024



Access to NASS Reports

For your convenience, you may access NASS reports and products the following ways:

- All reports are available electronically, at no cost, on the NASS web site: <http://www.nass.usda.gov>
- Both national and state specific reports are available via a free e-mail subscription. To set-up this free subscription, visit <http://www.nass.usda.gov> and in the “Follow NASS” box under “Receive reports by Email,” click on “National” or “State” to select the reports you would like to receive.
- Follow us on Twitter @usda_nass

For more information on NASS surveys and reports, call the Heartland Regional Field Office at (314) 595-9594 or e-mail: nassrfohlr@usda.gov.