



Illinois Crop Progress and Condition

Released February 26, 2024

For the month of February, statewide, the average temperature was 39.5 degrees, 9.9 degrees above normal. Precipitation averaged 0.43 inches, 1.27 inches below normal. Topsoil moisture supply was rated 3 percent very short, 26 percent short, 69 percent adequate, and 2 percent surplus. Subsoil moisture supply was rated 10 percent very short, 21 percent short, 67 percent adequate, and 2 percent surplus. Winter wheat condition was rated 1 percent very poor, 3 percent poor, 30 percent fair, 49 percent good, and 17 percent excellent.

Soil Moisture Supply: February 25, 2024

District and State	Topsoil Moisture Supply				Subsoil Moisture Supply			
	Very Short	Short	Adequate	Surplus	Very Short	Short	Adequate	Surplus
	(percent)	(percent)	(percent)	(percent)	(percent)	(percent)	(percent)	(percent)
Illinois	3	26	69	2	10	21	67	2

Weather Information: February 2024

District and State	Temperature		Precipitation	
	Average	Departure from Normal	Total	Departure from Normal
	(degrees - F)	(degrees - F)	(inches)	(inches)
Northwest	36.7	12.1	0.22	-1.08
Northeast	36.1	10.5	0.36	-1.00
West	39.5	10.8	0.24	-1.23
Central	38.5	10.4	0.39	-1.12
East	37.6	9.7	0.58	-0.92
West Southwest	40.6	9.5	0.30	-1.40
East Southeast	40.5	8.5	0.43	-1.53
Southwest	43.8	8.9	0.72	-1.49
Southeast	43.9	8.6	0.81	-1.73
Illinois	39.5	9.9	0.43	-1.27


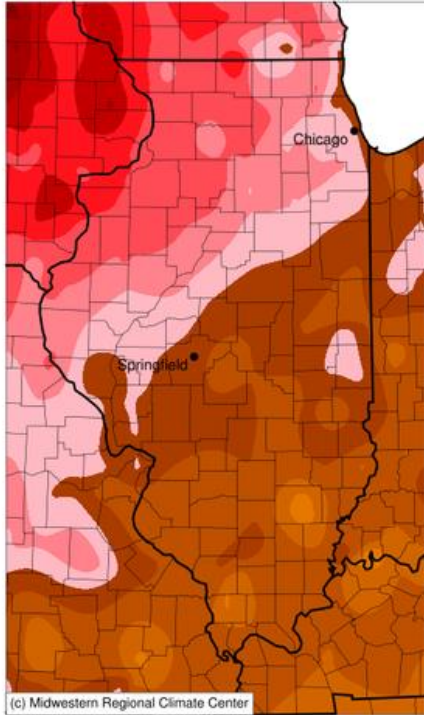
by the Midwestern Regional Climate Center: <http://mrcc.isws.illinois.edu>

Winter Wheat Condition – Illinois

Date	Very Poor	Poor	Fair	Good	Excellent
	(percent)	(percent)	(percent)	(percent)	(percent)
February 25, 2024	1	3	30	49	17

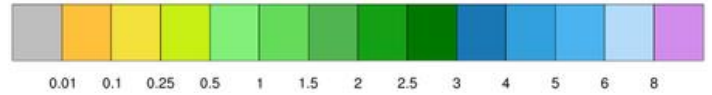
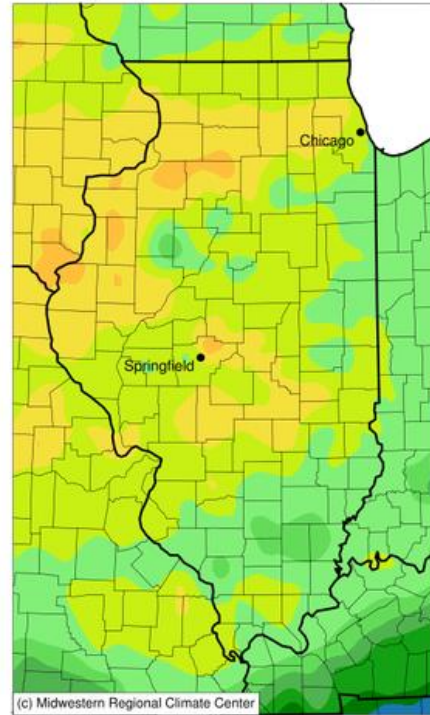
Average Temperature (°F): Departure from 1991-2020 Normals

February 01, 2024 to February 26, 2024



Accumulated Precipitation (in)

February 01, 2024 to February 26, 2024



Access to NASS Reports

For your convenience, you may access NASS reports and products the following ways:

- All reports are available electronically, at no cost, on the NASS web site: <http://www.nass.usda.gov>
- Both national and state specific reports are available via a free e-mail subscription. To set-up this free subscription, visit <http://www.nass.usda.gov> and in the “Follow NASS” box under “Receive reports by Email,” click on “National” or “State” to select the reports you would like to receive.
- Follow us on Twitter @usda_nass

For more information on NASS surveys and reports, call the Heartland Regional Field Office at (314) 595-9594 or e-mail: nassrfohlr@usda.gov.