



# Illinois Crop Progress and Condition

Released March 25, 2024

For the month of March, statewide, the average temperature was 45.7 degrees, 6.1 degrees above normal. Precipitation averaged 1.87 inches, 0.42 inches below normal. Topsoil moisture supply was rated 6 percent very short, 38 percent short, 53 percent adequate, and 3 percent surplus. Subsoil moisture supply was rated 14 percent very short, 31 percent short, 53 percent adequate, and 2 percent surplus. Winter wheat condition was rated 2 percent very poor, 7 percent poor, 16 percent fair, 64 percent good, and 11 percent excellent.

## Soil Moisture Supply: March 24, 2024

District and State	Topsoil Moisture Supply				Subsoil Moisture Supply			
	Very Short	Short	Adequate	Surplus	Very Short	Short	Adequate	Surplus
	(percent)	(percent)	(percent)	(percent)	(percent)	(percent)	(percent)	(percent)
Illinois .....	6	38	53	3	14	31	53	2

## Weather Information: March 2024

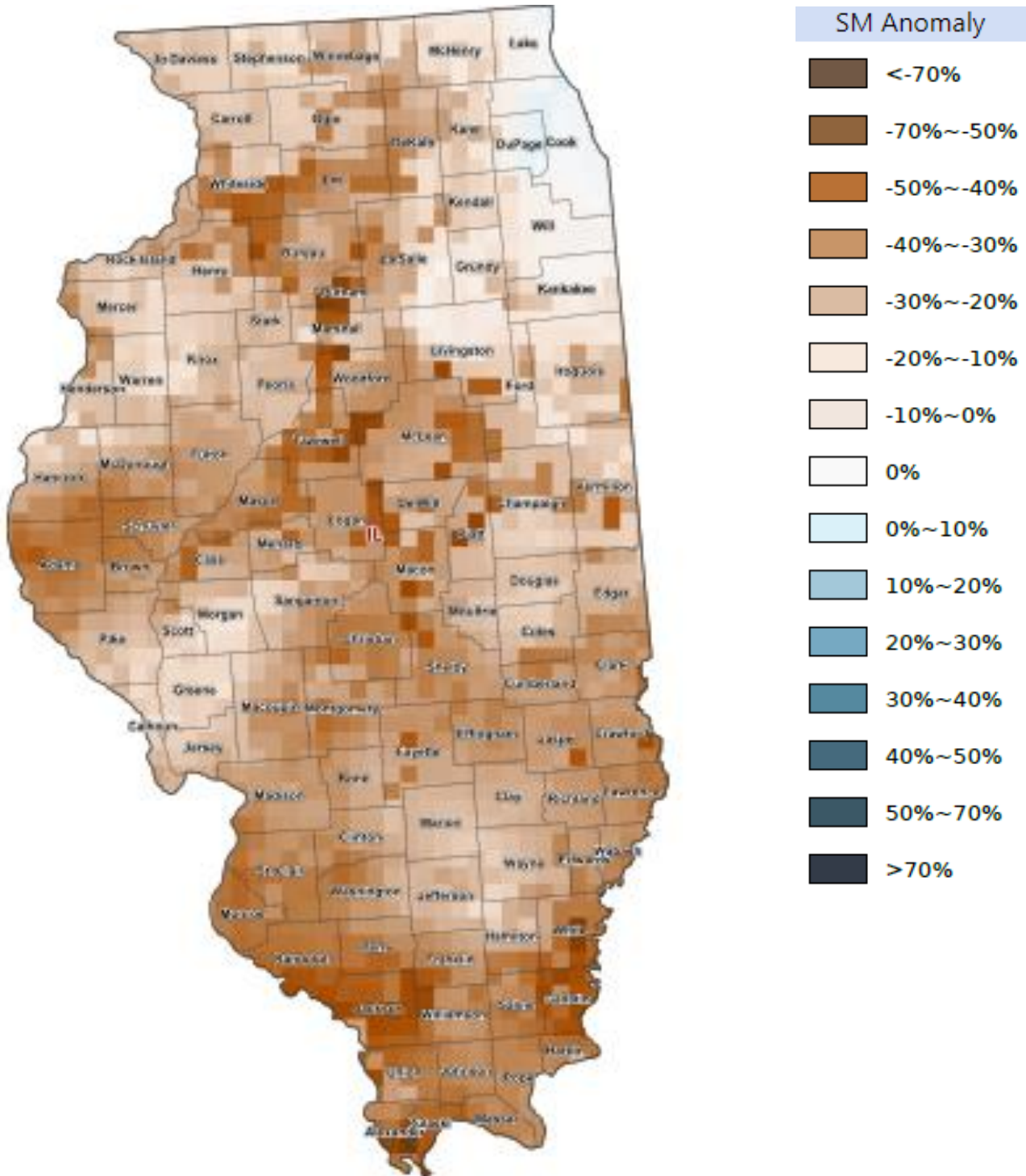
District and State	Temperature		Precipitation	
	Average	Departure from Normal	Total	Departure from Normal
	(degrees - F)	(degrees - F)	(inches)	(inches)
Northwest .....	42.4	7.1	2.27	0.46
Northeast .....	42.2	6.6	2.31	0.51
West .....	44.9	5.7	2.49	0.41
Central .....	44.7	6.2	1.86	-0.36
East .....	45.1	7.0	1.71	-0.52
West Southwest .....	46.8	5.7	1.89	-0.53
East Southeast .....	47.6	5.9	1.65	-0.94
Southwest .....	49.7	5.4	1.16	-1.55
Southeast .....	49.7	5.2	1.25	-1.74
Illinois .....	45.7	6.1	1.87	-0.42

by the Midwestern Regional Climate Center: <http://mrcc.isws.illinois.edu>

## Winter Wheat Condition – Illinois

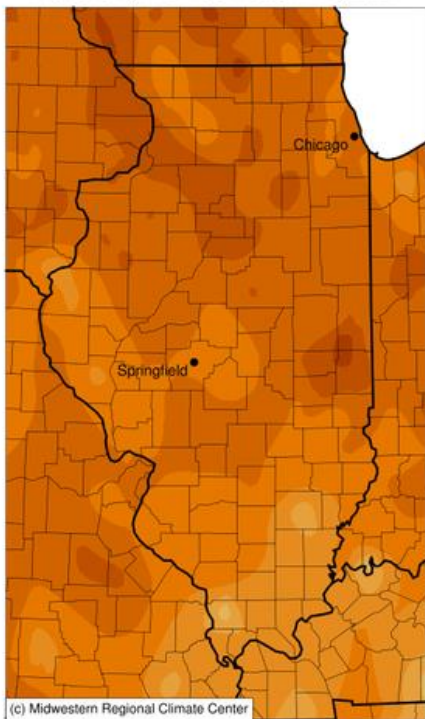
Date	Very Poor	Poor	Fair	Good	Excellent
	(percent)	(percent)	(percent)	(percent)	(percent)
March 24, 2024 .....	2	7	16	64	11

## Soil Moisture Deviation from Historical Average – March 22, 2024

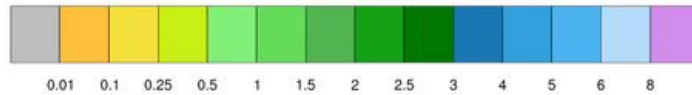
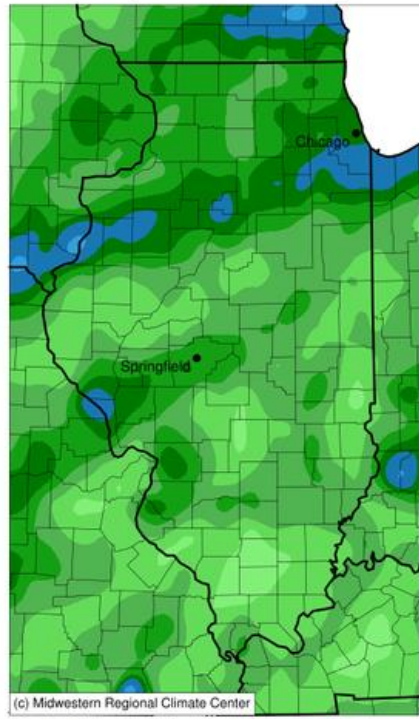


<https://cloud.csiss.gmu.edu/Crop-CASMA/>  
*(historical average includes 2019-2023)*

**Average Temperature (°F): Departure from 1991-2020 Normals**  
March 01, 2024 to March 24, 2024



**Accumulated Precipitation (in)**  
March 01, 2024 to March 24, 2024



## Access to NASS Reports

For your convenience, you may access NASS reports and products the following ways:

- All reports are available electronically, at no cost, on the NASS web site: <http://www.nass.usda.gov>
- Both national and state specific reports are available via a free e-mail subscription. To set-up this free subscription, visit <http://www.nass.usda.gov> and in the “Follow NASS” box under “Receive reports by Email,” click on “National” or “State” to select the reports you would like to receive.
- Follow us on Twitter @usda\_nass

For more information on NASS surveys and reports, call the Heartland Regional Field Office at (314) 595-9594 or e-mail: [nassrfohlr@usda.gov](mailto:nassrfohlr@usda.gov).