

COUNTY HIGHLIGHTS



Parke County

							<u>RANK</u>						<u>RANK</u>	
2007 Census Population					17,156	77		2007 Cash Receipts					\$76,516,000	53
2007 Total Land Area (acres)					284,579	23		Crop Receipts					\$63,469,000	41
2007 Number of Farms					477	68		Livestock Receipts					\$13,047,000	58
2007 Land in Farms (acres)					177,343	40								
2007 Average Size of Farm (acres)					372	16		2007 Other Income					\$5,654,000	54
								Government Payments					\$3,765,000	42
2007 Value of Land & Bldgs (avg/acre)					\$3,097	76		Imputed Income					\$1,889,000	62
2007 Cropland (acres)					131,647	52								
2007 Harvested Cropland (acres)					125,700	49		2007 Total Income					\$82,170,000	53
2007 Pastureland, all types (acres)					14,734	23		Less: Expenses					\$65,423,000	55
2007 Woodland (acres)					32,263	2		Realized Net Income					\$16,747,000	43
<u>2008 CROPS</u>		<u>PLTD</u>	<u>HARV</u>		<u>YLD</u>	<u>UNIT</u>	<u>PROD</u>	<u>RANK</u>	<u>LIVESTOCK</u>			<u>NUMBER</u>	<u>HEAD</u>	<u>RANK</u>
Corn	62,000	58,200		149	Bu	8,674,000	48		Jan 2009 All Cattle			8,500		38
Soybeans	64,400	64,300		45	Bu	2,860,000	44		Beef Cows			2,500		32
Wheat	3,400	3,200		59	Bu	189,300	65		Milk Cows			*		*
									2007 All Hogs			2,098		72
Hay	---	5,700	3.30		Ton	18,900	40		2007 All Sheep			410		50
									2007 Chickens			1,335		19
Popcorn	---	---	---		Lbs	---	---		2007 Turkeys			21		31



Perry County

						<u>RANK</u>					<u>RANK</u>	
2007 Census Population						18,947	75	2007 Cash Receipts		\$20,894,000	84	
2007 Total Land Area (acres)						244,106	58	Crop Receipts		\$8,032,000	85	
2007 Number of Farms						425	75	Livestock Receipts		\$12,862,000	59	
2007 Land in Farms (acres)						70,409	82					
2007 Average Size of Farm (acres)						166	71	2007 Other Income		\$3,083,000	76	
								Government Payments		\$586,000	84	
2007 Value of Land & Bldgs (avg/acre)						\$2,666	92	Imputed Income		\$2,497,000	48	
2007 Cropland (acres)						35,963	84					
2007 Harvested Cropland (acres)						29,185	85	2007 Total Income		\$23,977,000	84	
2007 Pastureland, all types (acres)						16,380	15	Less: Expenses		\$19,718,000	84	
2007 Woodland (acres)						20,582	14	Realized Net Income		\$4,259,000	72	
<u>2008 CROPS</u>	<u>PLTD</u>	<u>HARV</u>	<u>YLD</u>	<u>UNIT</u>	<u>PROD</u>	<u>RANK</u>	<u>LIVESTOCK</u>		<u>NUMBER</u>	<u>HEAD</u>	<u>RANK</u>	
Corn	10,700	10,200	145	Bu	1,477,000	84	Jan 2009 All Cattle		12,300		22	
Soybeans	9,800	9,800	36	Bu	349,400	85	Beef Cows		4,900		7	
Wheat	1,700	1,000	60	Bu	60,200	79	Milk Cows		800		30	
							2007 All Hogs		21,333		45	
Hay	---	9,700	3.05	Ton	29,500	18	2007 All Sheep		237		66	
							2007 Chickens		899		36	
Popcorn	---	*	---	Lbs	*	*	2007 Turkeys		*		*	



Pike County

							<u>RANK</u>						<u>RANK</u>
2007 Census Population					12,589	85	2007 Cash Receipts	\$41,604,000			71		
2007 Total Land Area (acres)					213,912	74	Crop Receipts	\$32,097,000			66		
2007 Number of Farms					334	84	Livestock Receipts	\$9,507,000			67		
2007 Land in Farms (acres)					73,612	79							
2007 Average Size of Farm (acres)					220	57	2007 Other Income	\$2,992,000			79		
							Government Payments	\$2,103,000			69		
2007 Value of Land & Bldgs (avg/acre)					\$2,787	90	Imputed Income	\$889,000			86		
2007 Cropland (acres)					58,813	80							
2007 Harvested Cropland (acres)					54,382	78	2007 Total Income	\$44,596,000			71		
2007 Pastureland, all types (acres)					6,193	68	Less: Expenses	\$32,332,000			76		
2007 Woodland (acres)					7,554	59	Realized Net Income	\$12,264,000			55		
<u>2008 CROPS</u>	<u>PLTD</u>	<u>HARV</u>	<u>YLD</u>	<u>UNIT</u>	<u>PROD</u>	<u>RANK</u>	<u>LIVESTOCK</u>	<u>NUMBER</u>		<u>HEAD</u>	<u>RANK</u>		
Corn	32,200	29,900	153	Bu	4,569,000	71	Jan 2009 All Cattle	3,300			76		
Soybeans	39,200	39,100	43	Bu	1,685,800	65	Beef Cows	1,500			56		
Wheat	4,900	4,800	64	Bu	306,200	40	Milk Cows	*			*		
							2007 All Hogs	*			*		
Hay	---	2,300	2.85	Ton	6,500	85	2007 All Sheep	154			76		
							2007 Chickens	119			73		
Popcorn	---	---	---	Lbs	---	---	2007 Turkeys	109,527			9		

COUNTY HIGHLIGHTS

							<u>RANK</u>				<u>RANK</u>
2007 Census Population	160,267					9	2007 Cash Receipts	\$68,828,000	59		
2007 Total Land Area (acres)	267,639					29	Crop Receipts	\$59,433,000	46		
2007 Number of Farms	517					65	Livestock Receipts	\$9,395,000	69		
2007 Land in Farms (acres)	115,047					69					
2007 Average Size of Farm (acres)	223					55	2007 Other Income	\$5,641,000	55		
							Government Payments	\$2,944,000	55		
2007 Value of Land & Bldgs (avg/acre)	\$4,161					9	Imputed Income	\$2,697,000	44		
2007 Cropland (acres)	106,059					64					
2007 Harvested Cropland (acres)	101,933					64	2007 Total Income	\$74,469,000	61		
2007 Pastureland, all types (acres)	4,130					83	Less: Expenses	\$58,927,000	64		
2007 Woodland (acres)	3,764					85	Realized Net Income	\$15,542,000	44		
<u>2008 CROPS</u>	<u>PLTD</u>	<u>HARV</u>	<u>YLD</u>	<u>UNIT</u>	<u>PROD</u>	<u>RANK</u>	<u>LIVESTOCK</u>	<u>NUMBER HEAD</u>	<u>RANK</u>		
Corn	65,000	64,000	167	Bu	10,669,000	36	Jan 2009 All Cattle	2,200	85		
Soybeans	52,300	51,700	48	Bu	2,444,800	48	Beef Cows	800	78		
Wheat	4,300	4,100	75	Bu	305,300	42	Milk Cows	500	36		
							2007 All Hogs	12,386	58		
Hay	---	4,000	3.45	Ton	13,800	53	2007 All Sheep	495	42		
							2007 Chickens	318	65		
Popcorn	---	---	---	Lbs	---	---	2007 Turkeys	21	32		



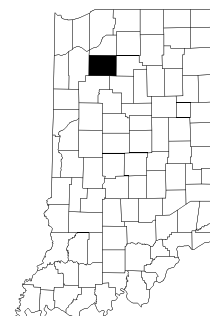
**Porter
County**

							<u>RANK</u>					<u>RANK</u>
2007 Census Population					26,208	60	2007 Cash Receipts	\$93,998,000	40			
2007 Total Land Area (acres)					262,196	35	Crop Receipts	\$78,510,000	26			
2007 Number of Farms					438	73	Livestock Receipts	\$15,488,000	52			
2007 Land in Farms (acres)					204,004	21						
2007 Average Size of Farm (acres)					466	5	2007 Other Income	\$8,380,000	23			
							Government Payments	\$4,275,000	28			
2007 Value of Land & Bldgs (avg/acre)					\$3,047	81	Imputed Income	\$4,105,000	24			
2007 Cropland (acres)					186,790	20						
2007 Harvested Cropland (acres)					184,143	20	2007 Total Income	\$102,378,000	40			
2007 Pastureland, all types (acres)					5,066	76	Less: Expenses	\$89,611,000	31			
2007 Woodland (acres)					11,295	33	Realized Net Income	\$12,767,000	53			
<u>2008 CROPS</u>	<u>PLTD</u>	<u>HARV</u>	<u>YLD</u>	<u>UNIT</u>	<u>PROD</u>	<u>RANK</u>	<u>LIVESTOCK</u>	<u>NUMBER</u>	<u>HEAD</u>	<u>RANK</u>		
Corn	80,300	78,600	157	Bu	12,302,000	27	Jan 2009 All Cattle	2,700	81			
Soybeans	83,700	83,300	43	Bu	3,588,500	27	Beef Cows	*	*			
Wheat	47,000	46,600	69	Bu	3,205,900	1	Milk Cows	700	32			
							2007 All Hogs	20,468	46			
Hay	---	2,500	3.50	Ton	8,700	80	2007 All Sheep	136	81			
							2007 Chickens	604	52			
Popcorn	---	---	---	Lbs	---	---	2007 Turkeys	*	*			



**Posey
County**

							<u>RANK</u>					<u>RANK</u>	
2007 Census Population						13,759	83	2007 Cash Receipts	\$164,851,000			8	
2007 Total Land Area (acres)						277,538	25	Crop Receipts	\$109,721,000			8	
2007 Number of Farms						552	62	Livestock Receipts	\$55,130,000			14	
2007 Land in Farms (acres)						232,240	10						
2007 Average Size of Farm (acres)						421	9	2007 Other Income	\$9,271,000			16	
								Government Payments	\$5,450,000			8	
2007 Value of Land & Bldgs (avg/acre)						\$3,103	75	Imputed Income	\$3,821,000			25	
2007 Cropland (acres)						213,257	10						
2007 Harvested Cropland (acres)						203,538	13	2007 Total Income	\$174,122,000			8	
2007 Pastureland, all types (acres)						6,663	63	Less: Expenses	\$130,640,000			13	
2007 Woodland (acres)						10,308	42	Realized Net Income	\$43,482,000			4	
<u>2008 CROPS</u>	<u>PLTD</u>	<u>HARV</u>	<u>YLD</u>	<u>UNIT</u>	<u>PROD</u>	<u>RANK</u>	<u>LIVESTOCK</u>	<u>NUMBER HEAD</u>		<u>RANK</u>			
Corn	113,000	111,600	168	Bu	18,731,000	10	Jan 2009 All Cattle	6,100		56			
Soybeans	71,000	70,600	47	Bu	3,292,400	34	Beef Cows	800		79			
Wheat	2,300	2,000	70	Bu	140,300	71	Milk Cows	2,100		20			
							2007 All Hogs	40,865		31			
Hay	---	2,600	3.80	Ton	9,900	74	2007 All Sheep	417		49			
							2007 Chickens	*		*			
Popcorn	---	16,622	---	Lbs	70,974,390	1	2007 Turkeys	*		*			



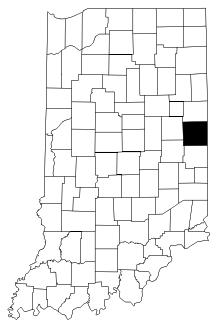
**Pulaski
County**

COUNTY HIGHLIGHTS



Putnam County

							<u>RANK</u>						<u>RANK</u>
2007 Census Population			37,139	41	2007 Cash Receipts			\$79,164,000	50				
2007 Total Land Area (acres)			307,453	15	Crop Receipts			\$63,315,000	42				
2007 Number of Farms			843	19	Livestock Receipts			\$15,849,000	51				
2007 Land in Farms (acres)			168,446	45									
2007 Average Size of Farm (acres)			200	64	2007 Other Income			\$7,634,000	34				
					Government Payments			\$4,271,000	29				
2007 Value of Land & Bldgs (avg/acre)			\$3,597	41	Imputed Income			\$3,363,000	36				
2007 Cropland (acres)			130,588	53									
2007 Harvested Cropland (acres)			123,396	51	2007 Total Income			\$86,798,000	48				
2007 Pastureland, all types (acres)			20,688	9	Less: Expenses			\$72,341,000	48				
2007 Woodland (acres)			19,703	15	Realized Net Income			\$14,457,000	49				
<u>2008 CROPS</u>	<u>PLTD</u>	<u>HARV</u>	<u>YLD</u>	<u>UNIT</u>	<u>PROD</u>	<u>RANK</u>	<u>LIVESTOCK</u>	<u>NUMBER</u>	<u>HEAD</u>	<u>RANK</u>			
Corn	62,300	60,000	151	Bu	9,059,000	44	Jan 2009 All Cattle	9,200	33				
Soybeans	66,000	65,800	45	Bu	2,914,300	42	Beef Cows	3,400	19				
Wheat	4,000	4,000	59	Bu	235,100	53	Milk Cows	*	*				
							2007 All Hogs	29,200	39				
Hay	---	7,100	3.20	Ton	22,800	31	2007 All Sheep	889	16				
							2007 Chickens	1,290	20				
Popcorn	---	---	---	Lbs	---	---	2007 Turkeys	*	*				



Randolph County

							<u>RANK</u>					<u>RANK</u>
2007 Census Population		25,794		61		2007 Cash Receipts		\$109,251,000		27		
2007 Total Land Area (acres)		289,524		18		Crop Receipts		\$83,068,000		20		
2007 Number of Farms		784		24		Livestock Receipts		\$26,183,000		35		
2007 Land in Farms (acres)		231,784		11								
2007 Average Size of Farm (acres)		296		25		2007 Other Income		\$7,806,000		30		
						Government Payments		\$4,508,000		24		
						Imputed Income		\$3,298,000		38		
2007 Value of Land & Bldgs (avg/acre)		\$3,151		73								
2007 Cropland (acres)		210,531		11								
2007 Harvested Cropland (acres)		206,306		11		2007 Total Income		\$117,057,000		26		
2007 Pastureland, all types (acres)		7,345		50		Less: Expenses		\$93,807,000		29		
2007 Woodland (acres)		9,834		48		Realized Net Income		\$23,250,000		28		
<u>2008 CROPS</u>	<u>PLTD</u>	<u>HARV</u>	<u>YLD</u>	<u>UNIT</u>	<u>PROD</u>	<u>RANK</u>	<u>LIVESTOCK</u>		<u>NUMBER</u>	<u>HEAD</u>	<u>RANK</u>	
Corn	89,700	87,800	147	Bu	12,919,000	25	Jan 2009 All Cattle		7,600		42	
Soybeans	107,000	106,900	42	Bu	4,492,400	13	Beef Cows		2,100		37	
Wheat	10,400	10,400	73	Bu	751,800	12	Milk Cows		2,100		21	
							2007 All Hogs		55,443		20	
Hay	---	4,400	3.80	Ton	16,800	46	2007 All Sheep		734		23	
							2007 Chickens		*		*	
Popcorn	---	*	---	Lbs	*	*	2007 Turkeys		36,044		10	

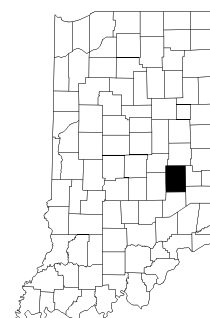


Ripley County

						<u>RANK</u>					<u>RANK</u>
2007 Census Population		27,308		58		2007 Cash Receipts		\$69,778,000		58	
2007 Total Land Area (acres)		285,715		22		Crop Receipts		\$39,067,000		64	
2007 Number of Farms		873		13		Livestock Receipts		\$30,711,000		30	
2007 Land in Farms (acres)		159,017		54							
2007 Average Size of Farm (acres)		182		67		2007 Other Income		\$4,845,000		60	
						Government Payments		\$2,984,000		54	
2007 Value of Land & Bldgs (avg/acre)		\$3,479		51		Imputed Income		\$1,861,000		65	
2007 Cropland (acres)		120,895		58							
2007 Harvested Cropland (acres)		111,233		59		2007 Total Income		\$74,623,000		60	
2007 Pastureland, all types (acres)		18,088		12		Less: Expenses		\$71,479,000		50	
2007 Woodland (acres)		21,957		10		Realized Net Income		\$3,144,000		76	
<u>2008 CROPS</u>	<u>PLTD</u>	<u>HARV</u>	<u>YLD</u>	<u>UNIT</u>	<u>PROD</u>	<u>RANK</u>	<u>LIVESTOCK</u>		<u>NUMBER</u>	<u>HEAD</u>	<u>RANK</u>
Corn	45,800	44,900	131	Bu	5,877,000	60	Jan 2009 All Cattle		11,600		26
Soybeans	57,800	57,600	39	Bu	2,256,600	50	Beef Cows		4,900		8
Wheat	4,000	3,700	60	Bu	221,500	56	Milk Cows		*		*
							2007 All Hogs		32,591		36
Hay	---	8,100	2.90	Ton	23,500	29	2007 All Sheep		486		44
							2007 Chickens		915		34
Popcorn	---	*	---	Lbs	*	*	2007 Turkeys		*		*

COUNTY HIGHLIGHTS

							<u>RANK</u>					<u>RANK</u>
2007 Census Population						17,512	76	2007 Cash Receipts	\$116,929,000		24	
2007 Total Land Area (acres)						261,282	36	Crop Receipts	\$81,006,000		24	
2007 Number of Farms						607	52	Livestock Receipts	\$35,923,000		26	
2007 Land in Farms (acres)						216,890	17					
2007 Average Size of Farm (acres)						357	19	2007 Other Income	\$7,643,000		33	
								Government Payments	\$5,621,000		7	
2007 Value of Land & Bldgs (avg/acre)						\$3,679	33	Imputed Income	\$2,022,000		58	
2007 Cropland (acres)						201,582	16					
2007 Harvested Cropland (acres)						198,584	16	2007 Total Income	\$124,572,000		24	
2007 Pastureland, all types (acres)						8,365	46	Less: Expenses	\$109,188,000		21	
2007 Woodland (acres)						6,389	65	Realized Net Income	\$15,384,000		45	
<u>2008 CROPS</u>	<u>PLTD</u>	<u>HARV</u>	<u>YLD</u>	<u>UNIT</u>	<u>PROD</u>	<u>RANK</u>	<u>LIVESTOCK</u>		<u>NUMBER</u>	<u>HEAD</u>	<u>RANK</u>	
Corn	106,000	104,500	171	Bu	17,834,000	12	Jan 2009 All Cattle		11,700		24	
Soybeans	98,100	98,000	51	Bu	4,953,800	7	Beef Cows		3,100		22	
Wheat	6,400	6,200	75	Bu	466,000	25	Milk Cows		1,100		28	
							2007 All Hogs		133,430		8	
Hay	---	4,600	3.95	Ton	18,100	42	2007 All Sheep		995		11	
							2007 Chickens		646		49	
Popcorn	---	---	---	Lbs	---	---	2007 Turkeys		*		*	



**Rush
County**

							<u>RANK</u>					<u>RANK</u>
2007 Census Population					265,757	4	2007 Cash Receipts	\$101,737,000	32			
2007 Total Land Area (acres)					293,000	17	Crop Receipts	\$77,313,000	27			
2007 Number of Farms					712	34	Livestock Receipts	\$24,424,000	38			
2007 Land in Farms (acres)					178,674	37						
2007 Average Size of Farm (acres)					251	37	2007 Other Income	\$8,975,000	20			
							Government Payments	\$2,930,000	57			
							Imputed Income	\$6,045,000	11			
2007 Value of Land & Bldgs (avg/acre)					\$3,650	36						
2007 Cropland (acres)					163,596	33						
2007 Harvested Cropland (acres)					159,930	31	2007 Total Income	\$110,712,000	31			
2007 Pastureland, all types (acres)					3,190	87	Less: Expenses	\$80,447,000	40			
2007 Woodland (acres)					5,669	69	Realized Net Income	\$30,265,000	12			
<u>2008 CROPS</u>	<u>PLTD</u>	<u>HARV</u>	<u>YLD</u>	<u>UNIT</u>	<u>PROD</u>	<u>RANK</u>	<u>LIVESTOCK</u>	<u>NUMBER</u>	<u>HEAD</u>	<u>RANK</u>		
Corn	72,000	70,600	144	Bu	10,147,000	38	Jan 2009 All Cattle	6,600	52			
Soybeans	50,400	50,300	40	Bu	2,017,500	58	Beef Cows	900	74			
Wheat	4,700	4,600	70	Bu	321,800	38	Milk Cows	*	*			
							2007 All Hogs	25,063	41			
Hay	---	4,700	4.20	Ton	19,800	38	2007 All Sheep	354	55			
							2007 Chickens	*	*			
Popcorn	---	*	---	Lbs	*	*	2007 Turkeys	32	25			



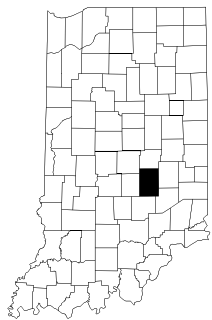
**St. Joseph
County**

							<u>RANK</u>			
2007 Census Population	23,694	65					2007 Cash Receipts	\$13,933,000	85	
2007 Total Land Area (acres)	121,855	88					Crop Receipts	\$12,116,000	83	
2007 Number of Farms	394	78					Livestock Receipts	\$1,817,000	88	
2007 Land in Farms (acres)	62,041	84								
2007 Average Size of Farm (acres)	157	73					2007 Other Income	\$2,630,000	82	
							Government Payments	\$1,211,000	80	
2007 Value of Land & Bldgs (avg/acre)	\$3,088	77					Imputed Income	\$1,419,000	76	
2007 Cropland (acres)	48,233	82								
2007 Harvested Cropland (acres)	44,759	81					2007 Total Income	\$16,563,000	85	
2007 Pastureland, all types (acres)	6,443	65					Less: Expenses	\$15,355,000	85	
2007 Woodland (acres)	6,892	63					Realized Net Income	\$1,208,000	84	
<u>2008 CROPS</u>	<u>PLTD</u>	<u>HARV</u>	<u>YLD</u>	<u>UNIT</u>	<u>PROD</u>	<u>RANK</u>	<u>LIVESTOCK</u>	<u>NUMBER</u>	<u>HEAD</u>	<u>RANK</u>
Corn	11,800	11,300	132	Bu	1,497,000	83	Jan 2009 All Cattle	2,600	82	
Soybeans	22,200	22,100	40	Bu	867,800	79	Beef Cows	1,800	45	
Wheat	1,600	1,200	60	Bu	72,100	77	Milk Cows	*	*	
							2007 All Hogs	265	76	
Hay	---	3,500	2.40	Ton	8,400	81	2007 All Sheep	342	56	
							2007 Chickens	791	39	
Popcorn	---	---	---	Lbs	---	---	2007 Turkeys	---	---	



**Scott
County**

COUNTY HIGHLIGHTS



Shelby County

							<u>RANK</u>						<u>RANK</u>
2007 Census Population			43,906	33	2007 Cash Receipts			\$86,571,000	43				
2007 Total Land Area (acres)			263,130	33	Crop Receipts			\$70,419,000	33				
2007 Number of Farms			636	48	Livestock Receipts			\$16,152,000	50				
2007 Land in Farms (acres)			205,432	19									
2007 Average Size of Farm (acres)			323	22	2007 Other Income			\$7,811,000	29				
					Government Payments			\$4,715,000	21				
					Imputed Income			\$3,096,000	41				
2007 Value of Land & Bldgs (avg/acre)			\$3,794	27									
2007 Cropland (acres)			193,981	18									
2007 Harvested Cropland (acres)			192,687	18	2007 Total Income			\$94,382,000	43				
2007 Pastureland, all types (acres)			4,261	82	Less: Expenses			\$85,229,000	35				
2007 Woodland (acres)			5,479	70	Realized Net Income			\$9,153,000	63				
<u>2008 CROPS</u>	<u>PLTD</u>	<u>HARV</u>	<u>YLD</u>	<u>UNIT</u>	<u>PROD</u>	<u>RANK</u>	<u>LIVESTOCK</u>	<u>NUMBER</u>	<u>HEAD</u>	<u>RANK</u>			
Corn	95,100	94,000	153	Bu	14,374,000	19	Jan 2009 All Cattle	3,900	69				
Soybeans	90,500	90,400	50	Bu	4,527,500	12	Beef Cows	1,100	67				
Wheat	5,900	5,800	68	Bu	391,800	29	Milk Cows	700	33				
							2007 All Hogs	34,108	34				
Hay	---	2,200	2.80	Ton	6,200	86	2007 All Sheep	729	25				
							2007 Chickens	330	63				
Popcorn	---	*	---	Lbs	*	*	2007 Turkeys	*	*				



Spencer County

						<u>RANK</u>					<u>RANK</u>
2007 Census Population		20,281	71	2007 Cash Receipts		\$77,267,000	52				
2007 Total Land Area (acres)		253,569	47	Crop Receipts		\$47,011,000	55				
2007 Number of Farms		632	50	Livestock Receipts		\$30,256,000	31				
2007 Land in Farms (acres)		150,244	59								
2007 Average Size of Farm (acres)		238	45	2007 Other Income		\$5,248,000	59				
				Government Payments		\$2,930,000	56				
2007 Value of Land & Bldgs (avg/acre)		\$3,050	80	Imputed Income		\$2,318,000	52				
2007 Cropland (acres)		110,815	63								
2007 Harvested Cropland (acres)		102,773	63	2007 Total Income		\$82,515,000	52				
2007 Pastureland, all types (acres)		15,961	16	Less: Expenses		\$67,970,000	52				
2007 Woodland (acres)		23,550	7	Realized Net Income		\$14,545,000	47				
<u>2008 CROPS</u>	<u>PLTD</u>	<u>HARV</u>	<u>YLD</u>	<u>UNIT</u>	<u>PROD</u>	<u>RANK</u>	<u>LIVESTOCK</u>	<u>NUMBER</u>	<u>HEAD</u>	<u>RANK</u>	
Corn	54,000	52,700	145	Bu	7,621,000	52	Jan 2009 All Cattle	13,200	19		
Soybeans	59,000	58,900	38	Bu	2,206,200	53	Beef Cows	4,100	13		
Wheat	10,500	9,800	64	Bu	624,700	16	Milk Cows	500	37		
							2007 All Hogs	42,261	30		
Hay	---	11,500	2.55	Ton	29,500	19	2007 All Sheep	613	29		
							2007 Chickens	6,059	11		
Popcorn	---	---	---	Lbs	---	---	2007 Turkeys	189,133	7		



Starke County

						<u>RANK</u>					<u>RANK</u>
2007 Census Population	23,493					66	2007 Cash Receipts	\$80,859,000	48		
2007 Total Land Area (acres)	198,045					77	Crop Receipts	\$79,232,000	25		
2007 Number of Farms	640					45	Livestock Receipts	\$1,627,000	89		
2007 Land in Farms (acres)	153,651					58					
2007 Average Size of Farm (acres)	240					43	2007 Other Income	\$5,745,000	53		
							Government Payments	\$3,970,000	38		
2007 Value of Land & Bldgs (avg/acre)	\$3,035					82	Imputed Income	\$1,775,000	69		
2007 Cropland (acres)	132,761					51					
2007 Harvested Cropland (acres)	118,806					53	2007 Total Income	\$86,604,000	49		
2007 Pastureland, all types (acres)	4,670					79	Less: Expenses	\$63,458,000	59		
2007 Woodland (acres)	11,845					30	Realized Net Income	\$23,146,000	30		
<u>2008 CROPS</u>	<u>PLTD</u>	<u>HARV</u>	<u>YLD</u>	<u>UNIT</u>	<u>PROD</u>	<u>RANK</u>	<u>LIVESTOCK</u>	<u>NUMBER</u>	<u>HEAD</u>	<u>RANK</u>	
Corn	63,800	62,700	140	Bu	8,778,000	47	Jan 2009 All Cattle	1,600	90		
Soybeans	37,300	37,100	40	Bu	1,478,700	69	Beef Cows	*	*		
Wheat	*	*	*	Bu	*	*	Milk Cows	*	*		
							2007 All Hogs	1,128	74		
Hay	---	2,200	2.75	Ton	6,000	87	2007 All Sheep	288	61		
							2007 Chickens	650	48		
Popcorn	---	*	---	Lbs	*	*	2007 Turkeys	---	---		

COUNTY HIGHLIGHTS

							<u>RANK</u>			
2007 Census Population	33,366	47	2007 Cash Receipts	\$43,554,000	70					
2007 Total Land Area (acres)	197,523	78	Crop Receipts	\$26,552,000	71					
2007 Number of Farms	719	32	Livestock Receipts	\$17,002,000	49					
2007 Land in Farms (acres)	106,393	72								
2007 Average Size of Farm (acres)	148	76	2007 Other Income	\$5,526,000	56					
			Government Payments	\$2,672,000	58					
2007 Value of Land & Bldgs (avg/acre)	\$3,918	20	Imputed Income	\$2,854,000	42					
2007 Cropland (acres)	85,351	71								
2007 Harvested Cropland (acres)	70,312	73	2007 Total Income	\$49,080,000	69					
2007 Pastureland, all types (acres)	6,904	58	Less: Expenses	\$38,214,000	71					
2007 Woodland (acres)	10,820	36	Realized Net Income	\$10,866,000	58					
<u>2008 CROPS</u>	<u>PLTD</u>	<u>HARV</u>	<u>YLD</u>	<u>UNIT</u>	<u>PROD</u>	<u>RANK</u>	<u>LIVESTOCK</u>	<u>NUMBER</u>	<u>HEAD</u>	<u>RANK</u>
Corn	37,500	36,000	114	Bu	4,107,000	73	Jan 2009 All Cattle	9,700	29	
Soybeans	34,800	34,000	29	Bu	972,200	77	Beef Cows	1,100	68	
Wheat	4,700	4,600	59	Bu	272,000	48	Milk Cows	3,500	11	
							2007 All Hogs	*	*	
Hay	---	9,600	3.50	Ton	33,400	15	2007 All Sheep	239	65	
							2007 Chickens	732	44	
Popcorn	---	---	---	Lbs	---	---	2007 Turkeys	11	45	



**Steuben
County**

							<u>RANK</u>			
2007 Census Population	21,340	70	2007 Cash Receipts	\$88,902,000	42					
2007 Total Land Area (acres)	286,209	21	Crop Receipts	\$81,766,000	22					
2007 Number of Farms	447	71	Livestock Receipts	\$7,136,000	77					
2007 Land in Farms (acres)	177,368	39								
2007 Average Size of Farm (acres)	397	11	2007 Other Income	\$7,300,000	37					
			Government Payments	\$3,150,000	50					
2007 Value of Land & Bldgs (avg/acre)	\$2,997	84	Imputed Income	\$4,150,000	23					
2007 Cropland (acres)	157,852	37								
2007 Harvested Cropland (acres)	151,995	39	2007 Total Income	\$96,202,000	41					
2007 Pastureland, all types (acres)	6,764	60	Less: Expenses	\$73,053,000	47					
2007 Woodland (acres)	11,501	31	Realized Net Income	\$23,149,000	29					
<u>2008 CROPS</u>	<u>PLTD</u>	<u>HARV</u>	<u>YLD</u>	<u>UNIT</u>	<u>PROD</u>	<u>RANK</u>	<u>LIVESTOCK</u>	<u>NUMBER</u>	<u>HEAD</u>	<u>RANK</u>
Corn	67,600	66,400	164	Bu	10,857,000	35	Jan 2009 All Cattle	3,500	74	
Soybeans	69,900	69,700	45	Bu	3,099,700	38	Beef Cows	2,700	29	
Wheat	6,600	6,300	59	Bu	370,700	31	Milk Cows	*	*	
							2007 All Hogs	4,037	70	
Hay	---	4,300	2.65	Ton	11,300	63	2007 All Sheep	172	73	
							2007 Chickens	188	70	
Popcorn	---	---	---	Lbs	---	---	2007 Turkeys	*	*	



**Sullivan
County**

							<u>RANK</u>					<u>RANK</u>
2007 Census Population						9,667	88	2007 Cash Receipts	\$9,539,000			88
2007 Total Land Area (acres)						141,348	86	Crop Receipts	\$3,816,000			88
2007 Number of Farms						374	81	Livestock Receipts	\$5,723,000			81
2007 Land in Farms (acres)						47,461	87					
2007 Average Size of Farm (acres)						127	84	2007 Other Income	\$1,310,000			89
								Government Payments	\$396,000			86
2007 Value of Land & Bldgs (avg/acre)						\$3,521	49	Imputed Income	\$914,000			85
2007 Cropland (acres)						25,402	87					
2007 Harvested Cropland (acres)						20,030	87	2007 Total Income	\$10,849,000			88
2007 Pastureland, all types (acres)						15,489	17	Less: Expenses	\$10,809,000			88
2007 Woodland (acres)						9,853	47	Realized Net Income	\$40,000			90
<u>2008 CROPS</u>	<u>PLTD</u>	<u>HARV</u>	<u>YLD</u>	<u>UNIT</u>	<u>PROD</u>	<u>RANK</u>	<u>LIVESTOCK</u>	<u>NUMBER</u>		<u>HEAD</u>	<u>RANK</u>	
Corn	6,200	5,700	105	Bu	596,000	87	Jan 2009 All Cattle	5,700			59	
Soybeans	9,100	9,100	43	Bu	391,200	84	Beef Cows	2,800			24	
Wheat	*	*	*	Bu	*	*	Milk Cows	*			*	
							2007 All Hogs	*			*	
Hay	---	8,200	2.70	Ton	22,100	33	2007 All Sheep	71			88	
							2007 Chickens	751			43	
Popcorn	---	---	---	Lbs	---	---	2007 Turkeys	*			*	



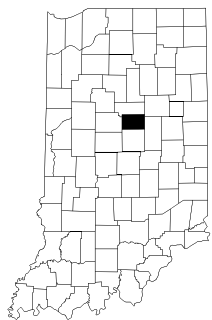
**Switzerland
County**

COUNTY HIGHLIGHTS



Tippecanoe County

							<u>RANK</u>					<u>RANK</u>
2007 Census Population		162,064		8		2007 Cash Receipts		\$118,593,000		23		
2007 Total Land Area (acres)		319,875		11		Crop Receipts		\$98,518,000		10		
2007 Number of Farms		757		28		Livestock Receipts		\$20,075,000		44		
2007 Land in Farms (acres)		218,301		15								
2007 Average Size of Farm (acres)		288		29		2007 Other Income		\$6,817,000		42		
						Government Payments		\$4,857,000		18		
2007 Value of Land & Bldgs (avg/acre)		\$3,944		19		Imputed Income		\$1,960,000		60		
2007 Cropland (acres)		199,795		17								
2007 Harvested Cropland (acres)		193,455		17		2007 Total Income		\$125,410,000		23		
2007 Pastureland, all types (acres)		9,081		42		Less: Expenses		\$106,620,000		23		
2007 Woodland (acres)		8,512		55		Realized Net Income		\$18,790,000		40		
<u>2008 CROPS</u>	<u>PLTD</u>	<u>HARV</u>	<u>YLD</u>	<u>UNIT</u>	<u>PROD</u>	<u>RANK</u>	<u>LIVESTOCK</u>		<u>NUMBER</u>	<u>HEAD</u>	<u>RANK</u>	
Corn	98,500	97,900	180	Bu	17,655,000	13	Jan 2009 All Cattle		5,500		62	
Soybeans	86,700	86,600	54	Bu	4,648,700	11	Beef Cows		2,400		34	
Wheat	5,000	4,900	76	Bu	371,500	30	Milk Cows		*		*	
							2007 All Hogs		55,067		22	
Hay	---	4,500	3.85	Ton	17,300	44	2007 All Sheep		1,359		5	
							2007 Chickens		2,546		13	
Popcorn	---	*	---	Lbs	*	*	2007 Turkeys		15		36	



Tipton County

							<u>RANK</u>					<u>RANK</u>
2007 Census Population		16,027		80	2007 Cash Receipts		\$96,713,000	38				
2007 Total Land Area (acres)		166,749		83	Crop Receipts		\$81,743,000	23				
2007 Number of Farms		458		70	Livestock Receipts		\$14,970,000	53				
2007 Land in Farms (acres)		165,875		47								
2007 Average Size of Farm (acres)		362		18	2007 Other Income		\$6,088,000	49				
					Government Payments		\$3,413,000	46				
2007 Value of Land & Bldgs (avg/acre)		\$4,120		13	Imputed Income		\$2,675,000	46				
2007 Cropland (acres)		159,400		35								
2007 Harvested Cropland (acres)		156,771		34	2007 Total Income		\$102,801,000	39				
2007 Pastureland, all types (acres)		2,011		91	Less: Expenses		\$81,501,000	38				
2007 Woodland (acres)		3,372		87	Realized Net Income		\$21,300,000	34				
<u>2008 CROPS</u>	<u>PLTD</u>	<u>HARV</u>	<u>YLD</u>	<u>UNIT</u>	<u>PROD</u>	<u>RANK</u>	<u>LIVESTOCK</u>	<u>NUMBER</u>	<u>HEAD</u>	<u>RANK</u>		
Corn	76,200	75,400	184	Bu	13,854,000	22	Jan 2009 All Cattle	1,200	91			
Soybeans	72,600	72,500	57	Bu	4,112,500	16	Beef Cows	*	*			
Wheat	3,500	3,500	84	Bu	293,500	46	Milk Cows	*	*			
							2007 All Hogs	49,736	25			
Hay	---	*	*	Ton	*	*	2007 All Sheep	154	77			
							2007 Chickens	*	*			
Popcorn	---	---	---	Lbs	---	---	2007 Turkeys	---	---			



Union County

							<u>RANK</u>					<u>RANK</u>
2007 Census Population		7,177		91	2007 Cash Receipts		\$34,824,000	77				
2007 Total Land Area (acres)		103,199		90	Crop Receipts		\$24,555,000	72				
2007 Number of Farms		233		90	Livestock Receipts		\$10,269,000	65				
2007 Land in Farms (acres)		73,249		80								
2007 Average Size of Farm (acres)		314		24	2007 Other Income		\$3,052,000	77				
					Government Payments		\$1,931,000	74				
2007 Value of Land & Bldgs (avg/acre)		\$3,756		28	Imputed Income		\$1,121,000	81				
2007 Cropland (acres)		63,741		77								
2007 Harvested Cropland (acres)		61,227		75	2007 Total Income		\$37,876,000	77				
2007 Pastureland, all types (acres)		5,715		71	Less: Expenses		\$34,484,000	74				
2007 Woodland (acres)		4,852		80	Realized Net Income		\$3,392,000	75				
<u>2008 CROPS</u>	<u>PLTD</u>	<u>HARV</u>	<u>YLD</u>	<u>UNIT</u>	<u>PROD</u>	<u>RANK</u>	<u>LIVESTOCK</u>	<u>NUMBER</u>	<u>HEAD</u>	<u>RANK</u>		
Corn	32,500	32,100	164	Bu	5,266,000	65	Jan 2009 All Cattle	3,700	71			
Soybeans	30,100	30,000	45	Bu	1,351,600	71	Beef Cows	1,700	48			
Wheat	*	*	*	Bu	*	*	Milk Cows	*	*			
							2007 All Hogs	14,207	54			
Hay	---	2,700	3.40	Ton	9,200	79	2007 All Sheep	*	*			
							2007 Chickens	699	46			
Popcorn	---	---	---	Lbs	---	---	2007 Turkeys	---	---			

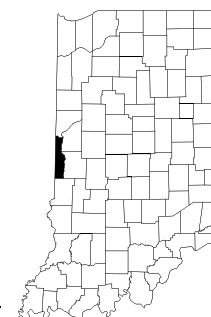
COUNTY HIGHLIGHTS

							<u>RANK</u>					<u>RANK</u>
2007 Census Population					174,769	7	2007 Cash Receipts	\$36,007,000			75	
2007 Total Land Area (acres)					148,945	85	Crop Receipts	\$31,884,000			67	
2007 Number of Farms					335	83	Livestock Receipts	\$4,123,000			84	
2007 Land in Farms (acres)					71,927	81						
2007 Average Size of Farm (acres)					215	58	2007 Other Income	\$2,277,000			85	
							Government Payments	\$1,989,000			73	
2007 Value of Land & Bldgs (avg/acre)					\$3,431	57	Imputed Income	\$288,000			92	
2007 Cropland (acres)					67,241	75						
2007 Harvested Cropland (acres)					64,881	74	2007 Total Income	\$38,284,000			76	
2007 Pastureland, all types (acres)					2,474	89	Less: Expenses	\$35,556,000			73	
2007 Woodland (acres)					2,095	89	Realized Net Income	\$2,728,000			77	
<u>2008 CROPS</u>	<u>PLTD</u>	<u>HARV</u>	<u>YLD</u>	<u>UNIT</u>	<u>PROD</u>	<u>RANK</u>	<u>LIVESTOCK</u>	<u>NUMBER</u>		<u>HEAD</u>	<u>RANK</u>	
Corn	35,000	34,800	154	Bu	5,376,000	61	Jan 2009 All Cattle	2,500			83	
Soybeans	36,500	36,500	45	Bu	1,634,600	66	Beef Cows	*		*		
Wheat	12,800	12,600	65	Bu	814,100	11	Milk Cows	*		*		
							2007 All Hogs	3,990			71	
Hay	---	1,200	2.40	Ton	2,900	90	2007 All Sheep	75			87	
							2007 Chickens	126			72	
Popcorn	---	---	---	Lbs	---	---	2007 Turkeys	*		*		



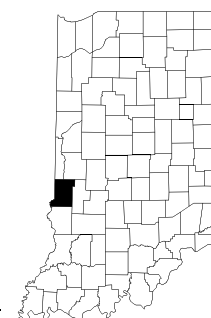
**Vanderburgh
County**

							<u>RANK</u>					<u>RANK</u>
2007 Census Population					16,378	79	2007 Cash Receipts	\$38,026,000			72	
2007 Total Land Area (acres)					164,401	84	Crop Receipts	\$29,973,000			68	
2007 Number of Farms					293	85	Livestock Receipts	\$8,053,000			72	
2007 Land in Farms (acres)					132,353	64						
2007 Average Size of Farm (acres)					452	7	2007 Other Income	\$2,300,000			84	
							Government Payments	\$1,155,000			82	
2007 Value of Land & Bldgs (avg/acre)					\$3,179	71	Imputed Income	\$1,145,000			80	
2007 Cropland (acres)					112,886	62						
2007 Harvested Cropland (acres)					109,953	61	2007 Total Income	\$40,326,000			73	
2007 Pastureland, all types (acres)					11,350	30	Less: Expenses	\$32,719,000			75	
2007 Woodland (acres)					8,511	56	Realized Net Income	\$7,607,000			66	
<u>2008 CROPS</u>	<u>PLTD</u>	<u>HARV</u>	<u>YLD</u>	<u>UNIT</u>	<u>PROD</u>	<u>RANK</u>	<u>LIVESTOCK</u>		<u>NUMBER</u>	<u>HEAD</u>	<u>RANK</u>	
Corn	34,900	31,200	156	Bu	4,856,000	69	Jan 2009 All Cattle		4,400		67	
Soybeans	26,900	26,600	46	Bu	1,223,300	75	Beef Cows		1,600		52	
Wheat	1,400	1,200	58	Bu	69,200	78	Milk Cows		*		*	
							2007 All Hogs		*		*	
Hay	---	3,900	2.80	Ton	11,000	68	2007 All Sheep		613		30	
							2007 Chickens		317		66	
Popcorn	---	---	---	Lbs	---	---	2007 Turkeys		15		37	



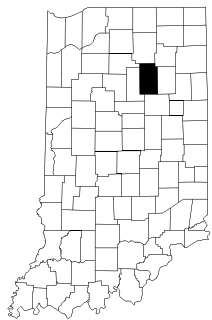
**Vermillion
County**

							<u>RANK</u>					<u>RANK</u>	
2007 Census Population						105,761	16	2007 Cash Receipts	\$53,919,000			66	
2007 Total Land Area (acres)						258,132	42	Crop Receipts	\$50,125,000			53	
2007 Number of Farms						518	64	Livestock Receipts	\$3,794,000			86	
2007 Land in Farms (acres)						121,454	68						
2007 Average Size of Farm (acres)						234	50	2007 Other Income	\$3,108,000			75	
								Government Payments	\$2,321,000			63	
								Imputed Income	\$787,000			87	
2007 Value of Land & Bldgs (avg/acre)						\$3,073	78						
2007 Cropland (acres)						103,045	66						
2007 Harvested Cropland (acres)						100,062	65	2007 Total Income	\$57,027,000			66	
2007 Pastureland, all types (acres)						7,004	56	Less: Expenses	\$42,522,000			68	
2007 Woodland (acres)						10,615	37	Realized Net Income	\$14,505,000			48	
<u>2008 CROPS</u>	<u>PLTD</u>	<u>HARV</u>	<u>YLD</u>	<u>UNIT</u>	<u>PROD</u>	<u>RANK</u>	<u>LIVESTOCK</u>	<u>NUMBER</u>		<u>HEAD</u>	<u>RANK</u>		
Corn	49,700	44,600	138	Bu	6,148,000	59	Jan 2009 All Cattle	2,900			79		
Soybeans	54,000	53,500	39	Bu	2,082,200	56	Beef Cows	1,100			69		
Wheat	3,000	2,800	56	Bu	156,400	70	Milk Cows	*			*		
							2007 All Hogs	*			*		
Hay	---	3,200	3.30	Ton	10,500	70	2007 All Sheep	83			86		
							2007 Chickens	758			42		
Popcorn	---	*	---	Lbs	*	*	2007 Turkeys	---			---		



**Vigo
County**

COUNTY HIGHLIGHTS



Wabash County

							<u>RANK</u>						<u>RANK</u>	
2007 Census Population					32,872	48		2007 Cash Receipts					\$126,688,000	20
2007 Total Land Area (acres)					263,868	31		Crop Receipts					\$67,388,000	39
2007 Number of Farms					850	18		Livestock Receipts					\$59,300,000	13
2007 Land in Farms (acres)					200,689	23								
2007 Average Size of Farm (acres)					236	48		2007 Other Income					\$9,887,000	12
								Government Payments					\$4,698,000	22
2007 Value of Land & Bldgs (avg/acre)					\$3,578	43		Imputed Income					\$5,189,000	16
2007 Cropland (acres)					180,439	24								
2007 Harvested Cropland (acres)					170,042	27		2007 Total Income					\$136,575,000	21
2007 Pastureland, all types (acres)					6,888	59		Less: Expenses					\$115,119,000	19
2007 Woodland (acres)					10,060	43		Realized Net Income					\$21,456,000	33
<u>2008 CROPS</u>		<u>PLTD</u>	<u>HARV</u>	<u>YLD</u>	<u>UNIT</u>	<u>PROD</u>	<u>RANK</u>	<u>LIVESTOCK</u>		<u>NUMBER</u>		<u>HEAD</u>	<u>RANK</u>	
Corn	76,100	73,800	149	Bu	11,021,000	33		Jan 2009 All Cattle		15,300		14		
Soybeans	81,300	81,200	42	Bu	3,367,500	32		Beef Cows		700		81		
Wheat	9,300	9,200	72	Bu	662,400	15		Milk Cows		2,900		15		
								2007 All Hogs		139,298		6		
Hay	---	4,800	4.80	Ton	23,000	30		2007 All Sheep		1,780		2		
								2007 Chickens		1,283		21		
Popcorn	---	*	---	Lbs	*	*		2007 Turkeys		---		---		



Warren County

						<u>RANK</u>					<u>RANK</u>
2007 Census Population		8,492		90		2007 Cash Receipts		\$100,454,000		34	
2007 Total Land Area (acres)		233,529		67		Crop Receipts		\$82,339,000		21	
2007 Number of Farms		391		80		Livestock Receipts		\$18,115,000		45	
2007 Land in Farms (acres)		195,930		28							
2007 Average Size of Farm (acres)		501		3		2007 Other Income		\$5,867,000		52	
						Government Payments		\$4,911,000		16	
						Imputed Income		\$956,000		83	
2007 Value of Land & Bldgs (avg/acre)		\$3,532		48							
2007 Cropland (acres)		178,681		25							
2007 Harvested Cropland (acres)		173,007		25		2007 Total Income		\$106,321,000		35	
2007 Pastureland, all types (acres)		8,725		43		Less: Expenses		\$86,094,000		34	
2007 Woodland (acres)		7,505		60		Realized Net Income		\$20,227,000		38	
<u>2008 CROPS</u>	<u>PLTD</u>	<u>HARV</u>	<u>YLD</u>	<u>UNIT</u>	<u>PROD</u>	<u>RANK</u>	<u>LIVESTOCK</u>	<u>NUMBER</u>		<u>HEAD</u>	<u>RANK</u>
Corn	93,700	92,600	181	Bu	16,750,000	14	Jan 2009 All Cattle	3,600		73	
Soybeans	72,300	72,200	53	Bu	3,823,600	22	Beef Cows	1,300		63	
Wheat	3,400	3,300	70	Bu	231,600	54	Milk Cows	*		*	
							2007 All Hogs	*		*	
Hay	---	3,700	3.05	Ton	11,200	66	2007 All Sheep	164		75	
							2007 Chickens	394		60	
Popcorn	---	---	---	Lbs	---	---	2007 Turkeys	21		33	



Warrick County

							<u>RANK</u>					<u>RANK</u>
2007 Census Population					56,996	26		2007 Cash Receipts		\$43,673,000	69	
2007 Total Land Area (acres)					245,432	56		Crop Receipts		\$36,797,000	65	
2007 Number of Farms					413	76		Livestock Receipts		\$6,876,000	80	
2007 Land in Farms (acres)					109,932	71						
2007 Average Size of Farm (acres)					266	32		2007 Other Income		\$2,957,000	80	
								Government Payments		\$2,330,000	62	
2007 Value of Land & Bldgs (avg/acre)					\$3,053	79		Imputed Income		\$627,000	89	
2007 Cropland (acres)					88,934	69						
2007 Harvested Cropland (acres)					84,209	69		2007 Total Income		\$46,630,000	70	
2007 Pastureland, all types (acres)					9,448	39		Less: Expenses		\$36,774,000	72	
2007 Woodland (acres)					10,538	38		Realized Net Income		\$9,856,000	62	
<u>2008 CROPS</u>	<u>PLTD</u>	<u>HARV</u>	<u>YLD</u>	<u>UNIT</u>	<u>PROD</u>	<u>RANK</u>	<u>LIVESTOCK</u>		<u>NUMBER</u>	<u>HEAD</u>	<u>RANK</u>	
Corn	38,000	37,500	142	Bu	5,333,000	63	Jan 2009 All Cattle		4,000		68	
Soybeans	43,800	43,800	40	Bu	1,739,600	63	Beef Cows		1,500		57	
Wheat	8,600	8,400	65	Bu	546,000	21	Milk Cows		*		*	
							2007 All Hogs		6,074		65	
Hay	---	4,700	2.00	Ton	9,500	76	2007 All Sheep		94		85	
							2007 Chickens		310		67	
Popcorn	---	---	---	Lbs	---	---	2007 Turkeys		---		---	

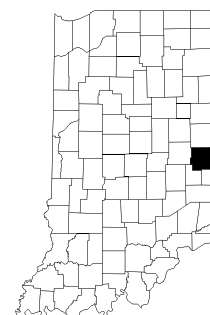
COUNTY HIGHLIGHTS

						<u>RANK</u>					<u>RANK</u>	
2007 Census Population						27,879	57	2007 Cash Receipts		\$64,899,000	63	
2007 Total Land Area (acres)						328,669	7	Crop Receipts		\$29,107,000	70	
2007 Number of Farms						893	11	Livestock Receipts		\$35,792,000	27	
2007 Land in Farms (acres)						199,942	24					
2007 Average Size of Farm (acres)						224	53	2007 Other Income		\$9,171,000	17	
								Government Payments		\$3,002,000	52	
2007 Value of Land & Bldgs (avg/acre)						\$2,824	88	Imputed Income		\$6,169,000	9	
2007 Cropland (acres)						137,866	47					
2007 Harvested Cropland (acres)						121,056	52	2007 Total Income		\$74,070,000	62	
2007 Pastureland, all types (acres)						36,953	2	Less: Expenses		\$59,034,000	63	
2007 Woodland (acres)						32,325	1	Realized Net Income		\$15,036,000	46	
<u>2008 CROPS</u>	<u>PLTD</u>	<u>HARV</u>	<u>YLD</u>	<u>UNIT</u>	<u>PROD</u>	<u>RANK</u>	<u>LIVESTOCK</u>		<u>NUMBER</u>	<u>HEAD</u>	<u>RANK</u>	
Corn	41,900	40,000	132	Bu	5,275,000	64	Jan 2009 All Cattle		24,400		5	
Soybeans	40,600	40,500	38	Bu	1,546,100	68	Beef Cows		9,300		1	
Wheat	5,600	4,700	53	Bu	249,200	51	Milk Cows		*		*	
							2007 All Hogs		10,454		60	
Hay	---	20,700	3.10	Ton	63,700	1	2007 All Sheep		1,147		9	
							2007 Chickens		109,896		8	
Popcorn	---	405	---	Lbs	1,730,714	13	2007 Turkeys		120,000		8	



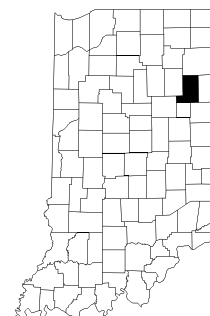
**Washington
County**

2007 Census Population	68,136					<u>RANK</u>	2007 Cash Receipts	\$73,123,000	<u>RANK</u>	
2007 Total Land Area (acres)	257,132					24	Crop Receipts	\$46,925,000	56	
2007 Number of Farms	894					10	Livestock Receipts	\$26,198,000	34	
2007 Land in Farms (acres)	164,117					48				
2007 Average Size of Farm (acres)	184					66	2007 Other Income	\$8,325,000	24	
							Government Payments	\$4,125,000	34	
2007 Value of Land & Bldgs (avg/acre)	\$3,273					64	Imputed Income	\$4,200,000	22	
2007 Cropland (acres)	138,041					46				
2007 Harvested Cropland (acres)	127,517					47	2007 Total Income	\$81,448,000	54	
2007 Pastureland, all types (acres)	14,268					24	Less: Expenses	\$73,204,000	46	
2007 Woodland (acres)	11,303					32	Realized Net Income	\$8,244,000	65	
<u>2008 CROPS</u>	<u>PLTD</u>	<u>HARV</u>	<u>YLD</u>	<u>UNIT</u>	<u>PROD</u>	<u>RANK</u>	<u>LIVESTOCK</u>	<u>NUMBER</u>	<u>HEAD</u>	<u>RANK</u>
Corn	60,400	59,000	151	Bu	8,906,000	46	Jan 2009 All Cattle	13,200		20
Soybeans	67,000	66,900	43	Bu	2,881,300	43	Beef Cows	3,700		17
Wheat	5,300	5,300	67	Bu	353,200	33	Milk Cows	3,000		14
							2007 All Hogs	22,715		44
Hay	---	9,200	3.55	Ton	32,700	16	2007 All Sheep	971		12
							2007 Chickens	1,391		18
Popcorn	---	---	---	Lbs	---	---	2007 Turkeys	*		*



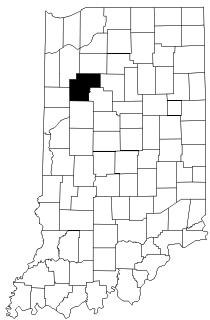
**Wayne
County**

							<u>RANK</u>					<u>RANK</u>
2007 Census Population						27,899	56	2007 Cash Receipts	\$104,781,000		29	
2007 Total Land Area (acres)						235,576	66	Crop Receipts	\$72,005,000		30	
2007 Number of Farms						701	35	Livestock Receipts	\$32,776,000		29	
2007 Land in Farms (acres)						194,602	29					
2007 Average Size of Farm (acres)						278	30	2007 Other Income	\$9,155,000		18	
								Government Payments	\$4,349,000		27	
2007 Value of Land & Bldgs (avg/acre)						\$3,464	52	Imputed Income	\$4,806,000		17	
2007 Cropland (acres)						184,131	22					
2007 Harvested Cropland (acres)						179,434	21	2007 Total Income	\$113,936,000		29	
2007 Pastureland, all types (acres)						3,978	85	Less: Expenses	\$87,520,000		32	
2007 Woodland (acres)						5,074	77	Realized Net Income	\$26,416,000		20	
<u>2008 CROPS</u>	<u>PLTD</u>	<u>HARV</u>	<u>YLD</u>	<u>UNIT</u>	<u>PROD</u>	<u>RANK</u>	<u>LIVESTOCK</u>		<u>NUMBER</u>	<u>HEAD</u>	<u>RANK</u>	
Corn	75,500	73,600	158	Bu	11,632,000	29	Jan 2009 All Cattle		5,500		63	
Soybeans	103,000	102,900	43	Bu	4,407,700	14	Beef Cows		*		*	
Wheat	13,400	13,000	75	Bu	975,100	7	Milk Cows		1,800		24	
							2007 All Hogs		45,828		29	
Hay	---	3,200	3.05	Ton	9,700	75	2007 All Sheep		*		*	
							2007 Chickens		924,421		4	
Popcorn	---	1,659	---	Lbs	5,113,750	8	2007 Turkeys		33		24	



**Wells
County**

COUNTY HIGHLIGHTS



White County

							<u>RANK</u>					<u>RANK</u>
2007 Census Population		23,786		64	2007 Cash Receipts		\$190,027,000	6				
2007 Total Land Area (acres)		323,274		9	Crop Receipts		\$130,316,000	3				
2007 Number of Farms		646		43	Livestock Receipts		\$59,711,000	12				
2007 Land in Farms (acres)		318,110		3								
2007 Average Size of Farm (acres)		492		4	2007 Other Income		\$12,491,000	3				
					Government Payments		\$6,418,000	2				
2007 Value of Land & Bldgs (avg/acre)		\$3,835		24	Imputed Income		\$6,073,000	10				
2007 Cropland (acres)		301,049		3								
2007 Harvested Cropland (acres)		296,116		3	2007 Total Income		\$202,518,000	6				
2007 Pastureland, all types (acres)		7,216		52	Less: Expenses		\$160,318,000	5				
2007 Woodland (acres)		6,328		66	Realized Net Income		\$42,200,000	5				
<u>2008 CROPS</u>	<u>PLTD</u>	<u>HARV</u>	<u>YLD</u>	<u>UNIT</u>	<u>PROD</u>	<u>RANK</u>	<u>LIVESTOCK</u>	<u>NUMBER</u>	<u>HEAD</u>	<u>RANK</u>		
Corn	152,000	151,100	191	Bu	28,840,000	1	Jan 2009 All Cattle	7,500	43			
Soybeans	95,300	95,000	55	Bu	5,168,400	6	Beef Cows	2,000	40			
Wheat	3,300	2,900	75	Bu	216,800	58	Milk Cows	*	*			
							2007 All Hogs	186,106	2			
Hay	---	3,000	4.25	Ton	12,800	56	2007 All Sheep	568	36			
							2007 Chickens	*	*			
Popcorn	---	8,238	---	Lbs	36,309,634	2	2007 Turkeys	---	---			



Whitley County

						<u>RANK</u>					<u>RANK</u>
2007 Census Population		32,517		52	2007 Cash Receipts		\$82,236,000		46		
2007 Total Land Area (acres)		214,716		72	Crop Receipts		\$52,922,000		51		
2007 Number of Farms		809		22	Livestock Receipts		\$29,314,000		32		
2007 Land in Farms (acres)		137,082		62							
2007 Average Size of Farm (acres)		169		70	2007 Other Income		\$5,485,000		57		
					Government Payments		\$3,224,000		49		
2007 Value of Land & Bldgs (avg/acre)		\$3,820		25	Imputed Income		\$2,261,000		53		
2007 Cropland (acres)		118,326		60							
2007 Harvested Cropland (acres)		108,823		62	2007 Total Income		\$87,721,000		47		
2007 Pastureland, all types (acres)		5,508		73	Less: Expenses		\$64,466,000		58		
2007 Woodland (acres)		9,059		54	Realized Net Income		\$23,255,000		27		
<u>2008 CROPS</u>	<u>PLTD</u>	<u>HARV</u>	<u>YLD</u>	<u>UNIT</u>	<u>PROD</u>	<u>RANK</u>	<u>LIVESTOCK</u>	<u>NUMBER</u>	<u>HEAD</u>	<u>RANK</u>	
Corn	58,100	56,500	133	Bu	7,491,000	54	Jan 2009 All Cattle	9,000	36		
Soybeans	63,000	62,700	36	Bu	2,243,200	51	Beef Cows	900	75		
Wheat	9,600	9,500	64	Bu	609,200	18	Milk Cows	1,700	26		
							2007 All Hogs	38,933	32		
Hay	---	5,400	3.10	Ton	16,700	47	2007 All Sheep	601	31		
							2007 Chickens	*	*		
Popcorn	---	116	---	Lbs	*	*	2007 Turkeys	15	38		

TOP TEN COUNTIES FOR CASH RECEIPTS, 2007

All Commodities		Crops		Livestock	
Dubois	\$225,937,000	Knox	\$144,794,000	Dubois	\$186,643,000
Kosciusko	\$225,772,000	Jasper	\$130,427,000	Elkhart	\$166,682,000
Elkhart	\$219,744,000	White	\$130,316,000	Kosciusko	\$139,871,000
Daviess	\$195,751,000	Benton	\$120,807,000	Daviess	\$107,899,000
Jasper	\$194,379,000	La Porte	\$114,673,000	Lagrange	\$107,139,000
White	\$190,027,000	Montgomery	\$114,661,000	Jackson	\$94,763,000
Knox	\$184,518,000	Boone	\$112,233,000	Adams	\$77,411,000
Pulaski	\$164,851,000	Pulaski	\$109,721,000	Jay	\$73,809,000
La Porte	\$160,642,000	Clinton	\$105,118,000	Greene	\$69,317,000
Carroll	\$158,347,000	Tippecanoe	\$98,518,000	Jasper	\$63,952,000