



Iowa Crop Progress & Condition

Upper Midwest Region-Iowa Field Office · 210 Walnut Street Ste 833 · Des Moines IA 50309 · (515) 284-4340 · (800) 772-0825
Fax (855) 271-9802 · www.nass.usda.gov

Cooperating with the Iowa Department of Agriculture and Land Stewardship

For the week ending June 14, 2015
Issued June 15, 2015

Media Contact: Greg Thessen

Sunny and warm temperatures early in the week spurred growth and fieldwork progress in Iowa, however fieldwork slowed due to wet conditions during the latter part of the week ending June 14, 2015, according to the USDA, National Agricultural Statistics Service. Statewide there were only **3.2 days suitable for fieldwork**. Activities for the week included planting, cutting and baling hay, and spraying. Although some spraying was done early in the week, weeds remain a concern throughout the State as crop emergence continues and farmers are unable to get into their fields to spray.

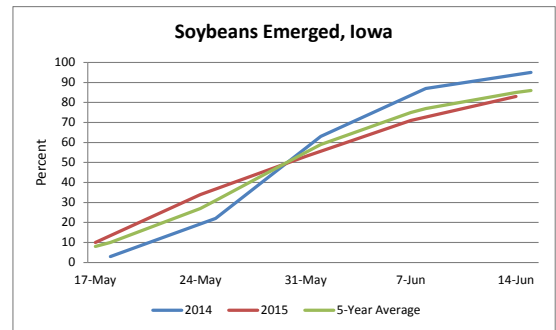
Topsoil moisture levels rated to 0 percent very short, 2 percent short, 71 percent adequate and 27 percent surplus. **Subsoil moisture** levels rated 0 percent very short, 4 percent short, 75 percent adequate and 21 percent surplus. South central Iowa is the only area of the State reporting no topsoil rated very short or short on moisture.

Ninety-eight percent of the **corn** crop has emerged, 6 days behind last year, but 4 days ahead of the 5-year average. Eighty-four percent of the corn crop was rated good to excellent. **Soybean** planting reached 93 percent complete, 2 weeks behind 2014, but equal to the average. Saturated soil conditions in southwest and south central Iowa continued to delay planting, with only 72 and 75 percent of their soybean crop in the ground, respectively. Soybean emergence reached 83 percent, 2 days behind normal. Soybean condition rated 80 percent good to excellent this week. **Oats** headed reached 49 percent this week, slightly ahead of last year, but 1 day behind average. Oat condition remained 81 percent good to excellent.

The first cutting of **alfalfa hay** reached 66 percent complete this week. Hay conditions rated 78 percent good to excellent. **Pasture condition** rated 82 percent good to excellent. Livestock conditions were described as good due to mild temperatures, but reports out of western Iowa indicate insect stress on cattle is increasing. Cattle lots remain muddy throughout Iowa.

Crop conditions as of June 14, 2015

Item	Very Poor	Poor	Fair	Good	Excellent
	(percent)	(percent)	(percent)	(percent)	(percent)
Corn, all	0	1	15	65	19
Soybeans	0	2	18	66	14
Hay, all	0	2	20	58	20
Oats	0	0	19	65	16
Pasture & Range	0	1	17	58	24



Field Work and Crop Progress as of June 14, 2015

Item	Districts									State	Last Week	Last Year	5-yr Avg
	NW	NC	NE	WC	C	EC	SW	SC	SE				
Oats headed	46	38	37	49	67	58	68	46	77	49	24	44	52
Soybeans planted	99	99	99	96	98	99	72	75	94	93	88	99	93
Soybeans emerged	94	94	91	87	88	93	43	53	84	83	71	94	85
Alfalfa Hay, first cutting	77	69	91	69	77	93	35	27	79	66	49	69	66

Days Suitable & Soil Moisture Condition as of June 14, 2015

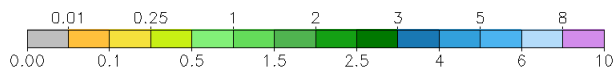
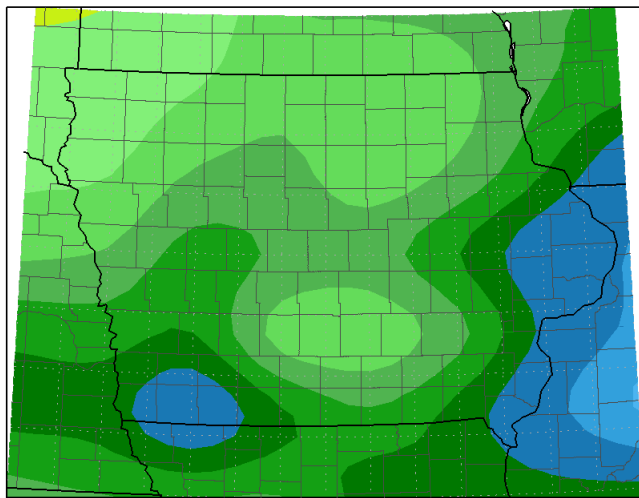
Item	Districts									State	Last Week	Last Year
	NW	NC	NE	WC	C	EC	SW	SC	SE			
Days suitable	3.5	3.2	3.6	2.9	3.4	3.5	3.0	2.2	2.1	3.2	4.3	5.2
Topsoil moisture	(percent)	(percent)	(percent)	(percent)	(percent)	(percent)	(percent)	(percent)	(percent)	(percent)	(percent)	(percent)
Very short	0	0	0	0	0	0	0	0	0	0	0	2
Short	3	1	1	2	3	4	1	0	4	2	3	13
Adequate	85	87	87	74	68	61	42	40	55	71	78	78
Surplus	12	12	12	24	29	35	57	60	41	27	19	7
Subsoil moisture	(percent)	(percent)	(percent)	(percent)	(percent)	(percent)	(percent)	(percent)	(percent)	(percent)	(percent)	(percent)
Very short	1	0	0	0	0	0	0	0	2	0	0	4
Short	9	1	5	2	4	3	1	1	11	4	5	23
Adequate	77	88	85	82	72	65	58	56	64	75	81	70
Surplus	13	11	10	16	24	32	41	43	23	21	14	3

IOWA PRELIMINARY WEATHER SUMMARY

Provided by Harry Hillaker, State Climatologist
Iowa Department of Agriculture & Land Stewardship

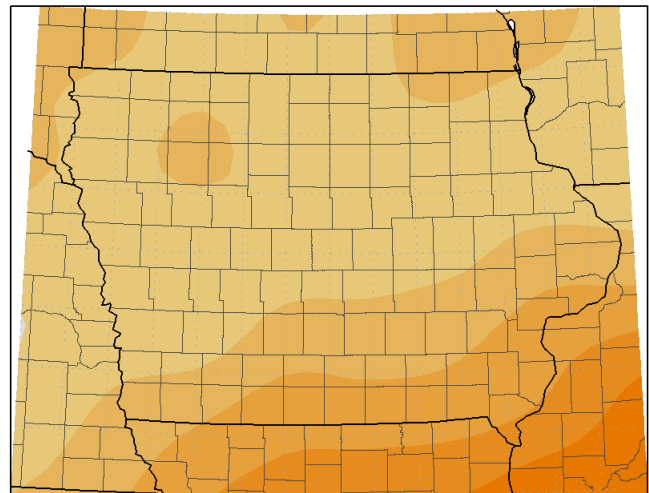
The past reporting week began with a few scattered showers and thunderstorms late Sunday (7th) over parts of far southern and eastern Iowa. Dry weather prevailed over most of the state on Monday (8th) and Tuesday (9th) while thunderstorms brought locally heavy rain to the southern one-third of Iowa on Wednesday (10th) afternoon and evening with light to moderate rain falling over the northwest one-quarter of the state. Showers and thunderstorms brought rain to all of Iowa on Thursday (11th) with locally heavy rain over parts of southwest and east central Iowa. Friday (12th) and Saturday (13th) brought more rain to east central and southeast Iowa. Additional rain fell on Sunday (14th) and Sunday night over the southern two-thirds of the state with some locally heavy rains over portions of southwest and central Iowa. Some of the Sunday rainfall would have fallen too late to be reflected fully in the crop condition reports. Weekly rain totals were generally lowest across northwestern Iowa with a report just south of Lake Park in Dickinson County of 0.43 inches. However, very heavy rain fell in other areas, particularly in southwest and east central sections. The largest reported total came from north of New Market in Taylor County of 6.07 inches. Other hefty totals included 5.98 inches in Davenport, 5.37 inches near Amana and 4.76 inches at Sidney. The statewide average precipitation total was 1.91 inches while normal for the week is 1.19 inches. This was the highest weekly average in 39 weeks (second week of September 2014). A few of the thunderstorms over the southern one-third of Iowa were accompanied by large hail and/or high winds on Sunday (7th), Wednesday (10th) and Thursday (11th). Temperatures were well above normal for most of the week with daytime highs in the nineties nearly everywhere on Tuesday (9th) with a highest reading of 99 degrees at Sioux City. Hot weather continued on Wednesday, along with more humidity, with 97 degree maximums at Clarinda, Red Oak and Shenandoah. However, persistent cloud cover and rainfall held daytime highs in the sixties over many northern and western areas on Thursday and Friday. Temperatures for the week as a whole averaged 3.2 degrees above normal (72.4 degrees, weekly normal of 69.2), making this the warmest week since the last week of August 2014.

Accumulated Precipitation (in)
June 8, 2015 to June 14, 2015



Midwestern Regional Climate Center
cli-MATE: MRCC Application Tools Environment
Generated at: 6/15/2015 9:28:25 AM CDT

Average Temperature (°F): Departure from Mean
June 8, 2015 to June 14, 2015



Mean period is 1981-2010.
Midwestern Regional Climate Center
cli-MATE: MRCC Application Tools Environment
Generated at: 6/15/2015 9:31:32 AM CDT

Access the Iowa State Climatologist's website at: <http://www.iowaagriculture.gov/climatology.asp>

Iowa Environmental Mesonet data, courtesy of Iowa State University of Science and technology, is available at: <https://mesonet.agron.iastate.edu/agweather/>

Temperature and Precipitation Maps, courtesy of the Midwestern Regional Climate Center, are available at: <http://mrcc.isws.illinois.edu/CLIMATE/>