



Iowa Crop Progress & Condition

Upper Midwest Region-Iowa Field Office · 210 Walnut Street Ste 833 · Des Moines IA 50309 · (515) 284-4340 · (800) 772-0825
Fax (855) 271-9802 · www.nass.usda.gov

Cooperating with the Iowa Department of Agriculture and Land Stewardship

For the week ending September 11, 2016
Issued September 12, 2016

Media Contact: Greg Thessen

Iowa's wettest week of the year, with especially heavy rains in northern Iowa, limited fieldwork during the week ending September 11, 2016, according to the USDA, National Agricultural Statistics Service. Statewide there were just 3.7 days suitable for fieldwork. Producers reported seeing corn stalk rot and stress on soybeans due to excessive moisture. Activities for the week included chopping corn for silage, seed corn harvest and cutting hay.

Topsoil moisture levels rated 1 percent very short, 3 percent short, 86 percent adequate and 10 percent surplus. **Subsoil moisture** levels rated 1 percent very short, 6 percent short, 84 percent adequate and 9 percent surplus.

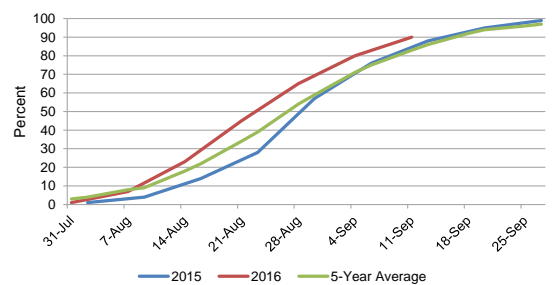
Ninety percent of the **corn** crop reached the dent stage or beyond, 5 days ahead of the five-year average. Twenty-nine percent of corn had reached maturity, 3 days ahead of last year, but 1 day behind average. Corn condition rated 83 percent good to excellent. Sixty-two percent of soybeans have started to turn color, 2 days ahead of last year's pace. Nineteen percent of soybeans were dropping leaves, 3 days ahead of average. Soybean condition rated 82 percent good to excellent.

The third cutting of **alfalfa hay** was 91 percent complete, two weeks ahead of last year. Producers in several parts of the State have been working on a fourth cutting of hay. Especially green and productive for late summer, **pasture condition** improved slightly to 65 percent good to excellent. Livestock conditions were reported as excellent although there were a few reports of muddy feedlots.

Crop Conditions as of September 11, 2016

Item	Very poor (percent)	Poor (percent)	Fair (percent)	Good (percent)	Excellent (percent)
Corn	1	3	13	58	25
Soybeans	1	3	14	58	24
Pasture and range	1	6	28	54	11

Percent of Corn Denting - Iowa
As of September 11, 2016



Field Work and Crop Progress as of September 11, 2016

Item	Districts									State	Last week	Last year	5-yr avg
	NW	NC	NE	WC	C	EC	SW	SC	SE				
	(percent)	(percent)	(percent)	(percent)	(percent)	(percent)	(percent)	(percent)	(percent)	(percent)	(percent)	(percent)	(percent)
Corn dented	90	97	85	88	93	88	91	88	82	90	80	85	83
Corn mature	20	22	25	22	39	37	34	37	40	29	14	21	31
Hay, alfalfa, third cutting	96	97	93	92	99	96	82	88	86	91	87	81	85
Soybeans coloring	54	72	72	54	75	75	49	38	58	62	35	54	49
Soybeans dropping leaves	10	19	24	11	36	30	10	12	16	19	5	14	14

Days Suitable & Soil Moisture Condition as of September 11, 2016

Item	Districts									State	Last week	Last year
	NW	NC	NE	WC	C	EC	SW	SC	SE			
	(days)	(days)	(days)	(days)	(days)	(days)	(days)	(days)	(days)	(days)	(days)	(days)
Days suitable	2.9	2.3	3.6	3.5	4.5	4.5	3.7	3.7	4.7	3.7	5.1	4.9
	(percent)	(percent)	(percent)	(percent)	(percent)	(percent)	(percent)	(percent)	(percent)	(percent)	(percent)	(percent)
Topsoil moisture												
Very short	0	0	0	0	0	0	0	0	8	1	1	0
Short	7	0	3	1	3	0	0	8	13	3	5	6
Adequate	81	88	79	92	91	82	93	90	76	86	86	81
Surplus	12	12	18	7	6	18	7	2	3	10	8	13
Subsoil moisture												
Very short	0	0	0	1	0	0	0	4	9	1	1	0
Short	8	1	3	9	6	0	1	12	17	6	7	6
Adequate	81	87	79	84	90	83	96	79	72	84	85	81
Surplus	11	12	18	6	4	17	3	5	2	9	7	13

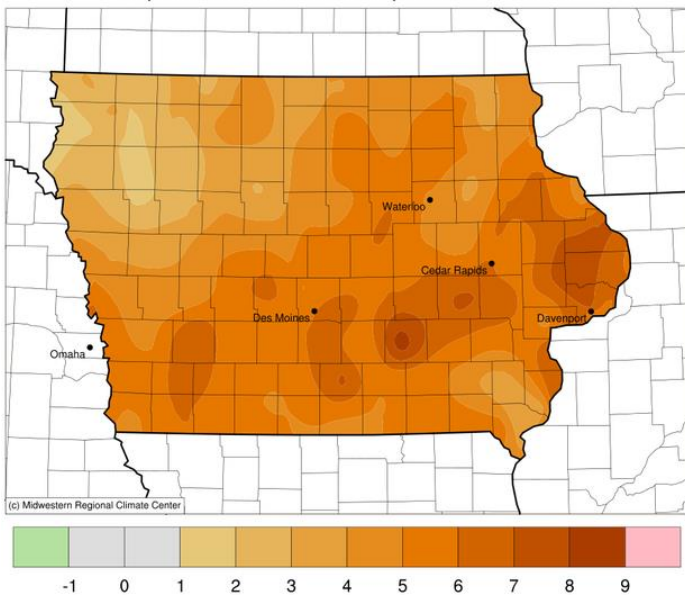
IOWA PRELIMINARY WEATHER SUMMARY

Provided by Harry J. Hillaker, State Climatologist
Iowa Department of Agriculture & Land Stewardship

Iowa recorded its wettest week of the year with two statewide rain events. The largest rain event of the week occurred between Tuesday (6th) night and Thursday (8th) morning with heaviest rains occurring across eastern Iowa with 5.42 inches at Bluffton (Winneshiek Co.) and 4.54 inches at De Witt. The other statewide event came between Friday (9th) morning and Saturday (10th) morning with heaviest rains falling over northeast Iowa where Clarksville picked up 4.26 inches. Additionally rain was widespread over northwest and north central Iowa on Sunday (4th) night into Monday (5th) morning with much of the northwestern corner of the state picking up one to two inches of moisture. Rain totals for the week varied from 0.43 inches at Clarinda to 7.71 inches at Bluffton. The statewide average precipitation was 2.32 inches while normal for the week is 0.84 inches. The statewide average rainfall total has been above normal for nine of the past 12 weeks. Meanwhile temperatures were well above normal from Sunday (4th) through Thursday (8th). A cold front moved across Iowa on Friday (9th) with much cooler weather prevailing over the weekend. Temperature extremes for the week varied from a Tuesday (6th) afternoon high of 94 degrees at Burlington to Sunday (11th) morning lows of 45 degrees at Elkader, Manchester and Stanley. Temperatures for the week as a whole averaged 5.1 degrees above normal.

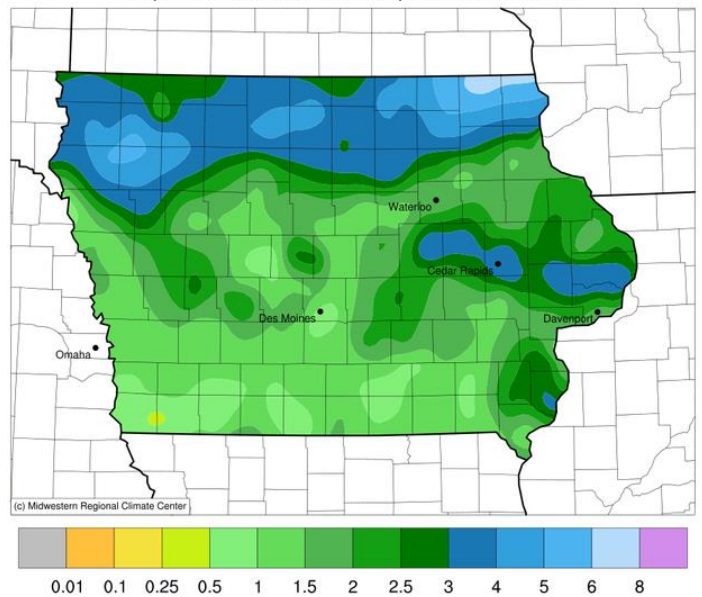
Average Temperature (°F): Departure from 1981-2010 Normals

September 05, 2016 to September 11, 2016



Accumulated Precipitation (in)

September 05, 2016 to September 11, 2016



Temperature and Precipitation Maps, courtesy of the Midwestern Regional Climate Center, are available at: <http://mrcc.isws.illinois.edu/CLIMATE/>