



Iowa Crop Progress & Condition

Upper Midwest Region-Iowa Field Office · 210 Walnut Street Ste 833 · Des Moines IA 50309 · (515) 284-4340 · (800) 772-0825
Fax (855) 271-9802 · www.nass.usda.gov

Cooperating with the Iowa Department of Agriculture and Land Stewardship

For the week ending August 13, 2017
Issued August 14, 2017

Media Contact: Greg Thessen

All of Iowa experienced cooler than normal temperatures with very little precipitation scattered across the state during the week ending August 13, 2017, according to the USDA, National Agricultural Statistics Service. Statewide there were **6.3 days suitable for fieldwork**. Activities for the week included applying fungicides and insecticides, hauling grain, and haying.

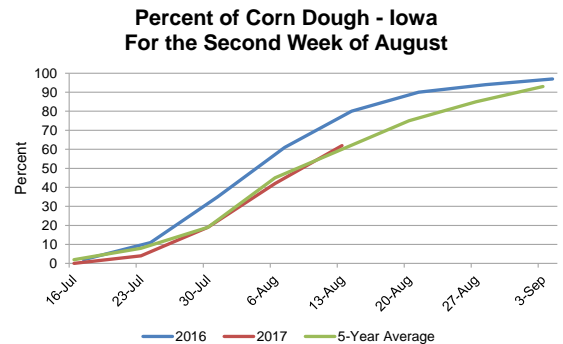
Topsoil moisture levels fell to 30 percent very short, 33 percent short, 37 percent adequate and 0 percent surplus. According to the August 8, 2017 U.S. Drought Monitor, Iowa's region of drought expanded to 40 percent of the state including portions of 23 counties in severe drought. **Subsoil moisture** levels rated 25 percent very short, 33 percent short, 42 percent adequate and 0 percent surplus. That is the highest percentage of very short subsoil moisture supplies since the first week of November 2013.

Sixty-two percent of the **corn** crop was in or beyond the dough stage, 6 days behind last year. Eight percent of the corn crop has reached the dent stage, one week behind average. Corn condition declined to 3 percent very poor, 9 percent poor, 27 percent fair, 52 percent good and 9 percent excellent. **Soybeans** blooming reached 94 percent, 5 days behind last year and 4 days behind average. Eighty-two percent of soybeans were setting pods, 3 days behind last year but 2 days ahead of average. Soybean condition rated 4 percent very poor, 11 percent poor, 29 percent fair, 49 percent good and 7 percent excellent. Ninety-five percent of the **oat** crop for grain or seed has been harvested, equal to average.

The third cutting of **alfalfa hay** was 65 percent complete, 8 days ahead of last year and 11 days ahead of average. **Pasture condition** was reported as 45 percent poor to very poor, the highest percentage reported in those categories since the beginning of April 2014. Cooler temperatures improved livestock conditions, but supplemental feeding has been required and ponds are drying up in some areas.

Crop Condition as of August 13, 2017

Item	Very poor (percent)	Poor (percent)	Fair (percent)	Good (percent)	Excellent (percent)
Corn	3	9	27	52	9
Soybeans	4	11	29	49	7
Pasture and range	19	26	28	23	4



Field Work and Crop Progress as of August 13, 2017

Item	Districts									State	Last Week	Last Year	5-yr Avg
	NW	NC	NE	WC	C	EC	SW	SC	SE				
Corn dough	65	63	61	57	72	62	57	72	51	62	42	77	60
Corn dented	6	3	9	8	8	11	11	10	9	8	1	21	18
Hay, alfalfa, third cutting	83	64	66	74	70	56	63	75	45	65	38	51	45
Oats harvested	98	94	90	99	99	95	89	99	98	95	88	94	95
Soybeans blooming	99	99	90	99	99	89	78	88	87	94	89	97	96
Soybeans setting pods	91	88	73	90	91	77	68	70	62	82	67	86	79

Days Suitable and Soil Moisture Condition as of August 13, 2017

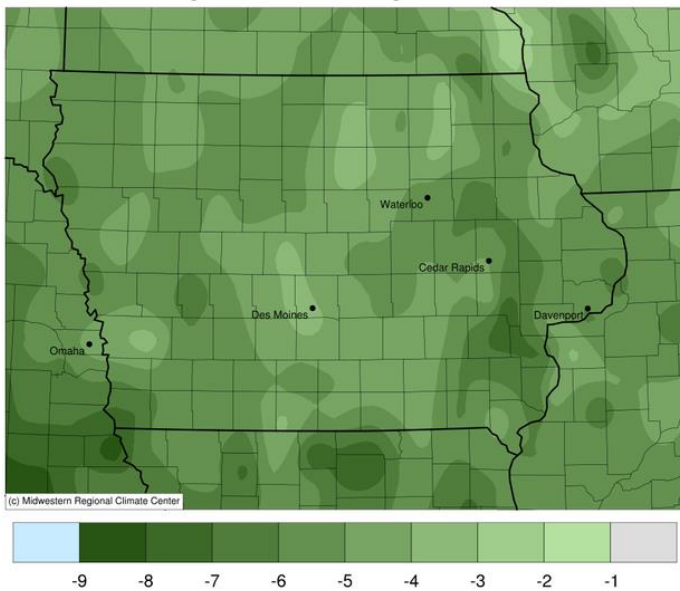
Item	Districts									State	Last Week	Last Year
	NW	NC	NE	WC	C	EC	SW	SC	SE			
Days suitable	6.0	6.2	5.8	6.1	6.3	6.2	6.9	6.9	6.6	6.3	5.9	4.3
Topsoil moisture	(percent)	(percent)	(percent)	(percent)	(percent)	(percent)	(percent)	(percent)	(percent)	(percent)	(percent)	(percent)
Very short	48	15	1	33	26	9	25	86	59	30	24	1
Short	40	26	25	37	51	18	44	11	33	33	32	7
Adequate	12	59	74	30	23	73	31	3	8	37	44	83
Surplus	0	0	0	0	0	0	0	0	0	0	0	9
Subsoil moisture	(days)	(days)	(days)	(days)	(days)	(days)	(days)	(days)	(days)	(days)	(days)	(days)
Very short	38	13	1	20	24	10	15	79	53	25	19	2
Short	42	24	16	45	49	16	44	17	30	33	32	9
Adequate	20	63	82	35	27	74	41	4	17	42	48	83
Surplus	0	0	1	0	0	0	0	0	0	0	1	6

IOWA PRELIMINARY WEATHER SUMMARY

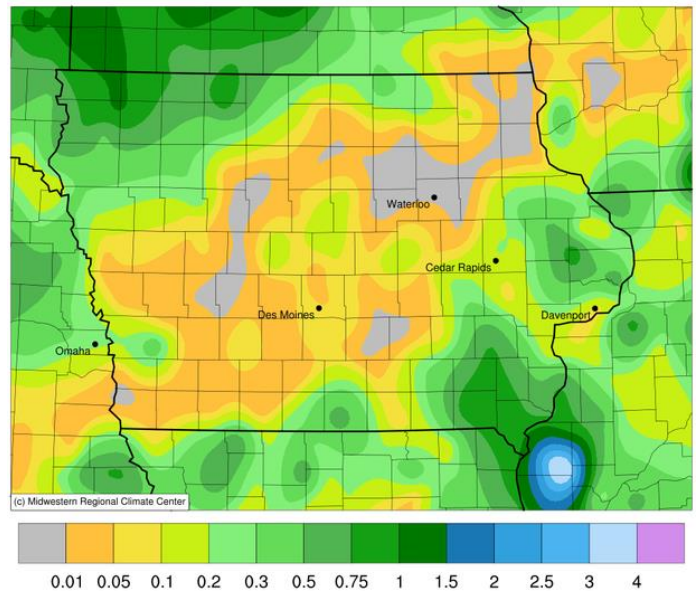
Provided by Harry J. Hillaker, State Climatologist
Iowa Department of Agriculture & Land Stewardship

It was a cool and mostly dry week across Iowa. Temperatures were below normal throughout the week excepting portions of southern Iowa on Thursday (10th) when Donnellson reached 93 degrees. Lowest temperatures were reported on Tuesday (8th) morning when readings fell as low as 45 degrees at Chariton and Grinnell. Temperatures for the week as a whole averaged 4.6 degrees below normal. There were no widespread rain events during the week. Showers and thunderstorms brought light to moderate rain to far northwest/northern Iowa (roughly north of a Sioux City to Charles City line) on Wednesday with a maximum reported rain amount of 1.04 inches just northwest of Spencer. Thunderstorms were also scattered across the southeast one-half of Iowa on Thursday (10th) with a maximum reported rain amount of 1.30 inches just west of Seymour in Wayne County. There were just a few very isolated showers on Sunday night (6th), Monday (7th) and Sunday morning (13th). Tuesday (8th), Friday (11th) and Saturday (12th) were dry statewide. Much of the southeast two-thirds of the state recorded no rain during the week. The statewide average rainfall amount was only 0.19 inches while normal for the week is 0.97 inches. A large area of rain fell Monday (14th) morning across portions of north central and central Iowa but occurred too late to be reflected in this week's crop condition and soil moisture statistics.

Average Temperature (°F): Departure from 1981-2010 Normals
August 07, 2017 to August 13, 2017



Accumulated Precipitation (in)
August 07, 2017 to August 13, 2017



Temperature and Precipitation Maps, courtesy of the Midwestern Regional Climate Center, are available at: <http://mrcc.isws.illinois.edu/CLIMATE/>