



Iowa Crop Progress & Condition

Upper Midwest Regional Field Office · 210 Walnut Street Ste 833 · Des Moines IA 50309 · (515) 776-3400 · (800) 772-0825
Fax (855) 271-9802 · www.nass.usda.gov

Cooperating with the Iowa Department of Agriculture and Land Stewardship

For the week ending October 1, 2017
Issued October 2, 2017

Media Contact: Greg Thessen

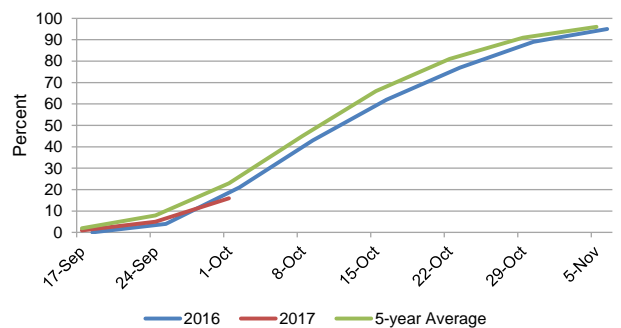
Rainfall during the week slowed down harvest allowing Iowa farmers 5.1 **days suitable for fieldwork** for the week ending October 1, 2017, according to the USDA, National Agricultural Statistics Service. Although there were wet field conditions in parts of the State, activities for the week included harvesting corn for grain and soybeans, seeding cover crops, and finishing the last cutting of hay.

Topsoil moisture levels rated 17 percent very short, 26 percent short, 56 percent adequate and 1 percent surplus. **Subsoil moisture** levels rated 20 percent very short, 32 percent short, 47 percent adequate and 1 percent surplus.

Ninety-seven percent of the **corn** crop has reached the dent stage or beyond, five days behind the 5-year average. Seventy-three percent of corn had reached maturity, six days behind last year and three days behind average. Six percent of the corn crop for grain has been harvested, nearly two weeks behind average. Moisture content of field corn being harvested was at 23 percent. Corn condition improved slightly to 60 percent good to excellent. Ninety-seven percent of **soybeans** were turning color or beyond, three days ahead of last year and four days ahead of average. Eighty-four percent of soybeans were dropping leaves, four days ahead of average. Sixteen percent of the soybean crop has been harvested, one day behind last year and three days behind average. Soybean condition also improved slightly with 61 percent good to excellent.

Pasture condition improved slightly to 22 percent good to excellent. Rain this past week prompted pastures to regrow and green up. No livestock comments were received.

Percent of Soybeans Harvested - Iowa



Crop Condition as of October 1, 2017

Item	Very poor (percent)	Poor (percent)	Fair (percent)	Good (percent)	Excellent (percent)
Corn	3	10	27	51	9
Soybeans	3	9	27	52	9
Pasture and range.....	20	26	32	21	1

Field Work and Crop Progress as of October 1, 2017

Item	Districts										State	Last Week	Last Year	5-yr Avg
	NW	NC	NE	WC	C	EC	SW	SC	SE					
Corn dented	99	99	95	95	99	98	97	98	96	97	94	99	98	
Corn mature	65	72	65	79	77	79	74	79	79	73	52	86	80	
Corn harvested for grain.....	2	3	5	4	8	8	9	6	15	6	3	9	18	
Soybeans coloring.....	99	99	98	98	98	99	94	91	94	97	91	96	95	
Soybeans dropping leaves	89	92	83	85	89	91	80	65	66	84	60	83	77	
Soybeans harvested.....	10	15	23	15	21	26	11	5	17	16	5	19	23	

Days Suitable and Soil Moisture Condition as of October 1, 2017

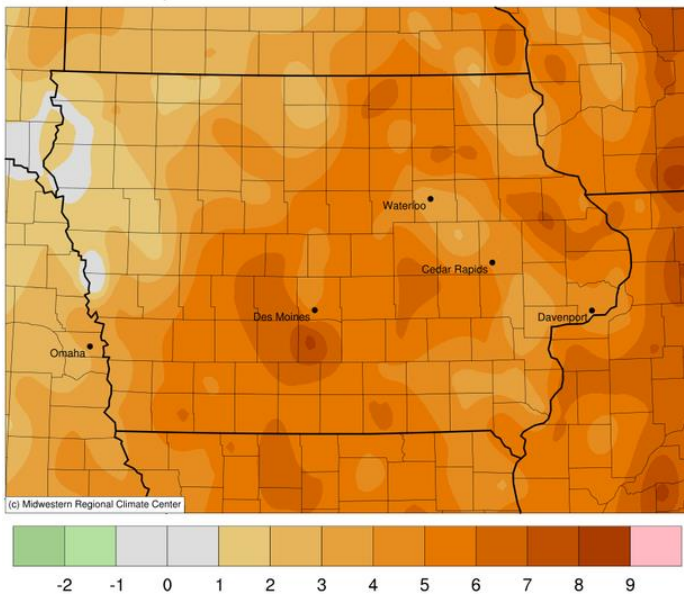
Item	Districts										State	Last Week	Last Year
	NW	NC	NE	WC	C	EC	SW	SC	SE				
Days suitable	3.8 (days)	4.9 (days)	5.7 (days)	3.7 (days)	5.2 (days)	6.9 (days)	5.2 (days)	5.8 (days)	6.4 (days)	5.1 (days)	5.8 (days)	5.4 (days)	
Topsoil moisture													
Very short	2	4	20	1	17	35	9	71	32	17	22	1	
Short	9	17	40	12	40	41	39	16	26	26	27	3	
Adequate	89	77	40	80	43	24	52	13	41	56	50	79	
Surplus	0	2	0	7	0	0	0	0	1	1	1	17	
Subsoil moisture													
Very short	2	14	13	5	24	35	12	67	42	20	21	1	
Short	11	23	35	29	40	46	44	28	43	32	33	4	
Adequate	87	63	52	62	36	19	44	5	15	47	46	76	
Surplus	0	0	0	4	0	0	0	0	0	1	0	19	

IOWA PRELIMINARY WEATHER SUMMARY

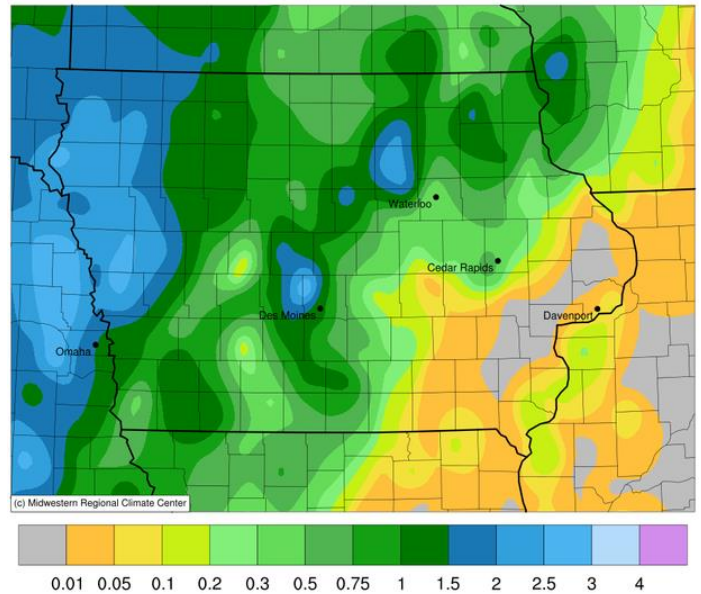
Provided by Harry J. Hillaker, State Climatologist
Iowa Department of Agriculture & Land Stewardship

The past week began with very warm and humid weather on Sunday (24th) with afternoon temperatures in the mid-80s to lower 90s statewide. A strong cold front slowly moved into the state on Monday (25th) with highs reaching only the upper fifties in the far northwest while lower nineties persisted over the east. Parts of eastern Iowa were in the low eighties on Tuesday (26th) while northwestern Iowa saw highs in the mid-sixties. The remainder of the week brought seasonal to slightly warmer than normal weather. Temperature extremes for the week varied from highs of 93 degrees at Iowa City on Sunday (24th) and Monday (25th) while Cresco recorded a low of 35 degrees on Saturday (30th) morning. Temperatures for the week as a whole averaged 5.4 degrees above normal. Showers and thunderstorms slowly spread eastward across the state from Sunday (24th) afternoon into Tuesday (26th) morning. Heaviest rains were across the northwest one-half of the state where one to two inch amounts were common. Rain over the east central and southeast Iowa was mostly under one-half inch with some areas, such as Dubuque, Iowa City, Davenport and Mount Pleasant seeing no rain at all. Some light to moderate rain fell over far northwestern Iowa late Saturday (30th) into Sunday (1st) morning. Otherwise dry weather prevailed statewide from Tuesday afternoon through Saturday. Mondamin in Harrison County reported the most rain for the week with 4.16 inches. The statewide average rainfall was 0.90 inches while normal for the week is 0.72 inches. Record low September rain totals were recorded at Anamosa (0.36 inches) and Dubuque Lock & Dam (0.23). Even lower September monthly totals (as low as 0.05 inches) were recorded in the Burlington area but ranked behind the trace amounts reported in 1979 in that corner of the state.

Average Temperature (°F): Departure from 1981-2010 Normals
September 25, 2017 to October 01, 2017



Accumulated Precipitation (in)
September 25, 2017 to October 01, 2017



Temperature and Precipitation Maps, courtesy of the Midwestern Regional Climate Center, are available at: <http://mrcc.isws.illinois.edu/CLIMATE/>