



Iowa Crop Progress & Condition

Upper Midwest Regional Field Office · 210 Walnut Street Ste 833 · Des Moines IA 50309 · (515) 776-3400 · (800) 772-0825
Fax (855) 271-9802 · www.nass.usda.gov

Cooperating with the Iowa Department of Agriculture and Land Stewardship

For the week ending November 26, 2017
Issued November 27, 2017

Media Contact: Greg Thessen

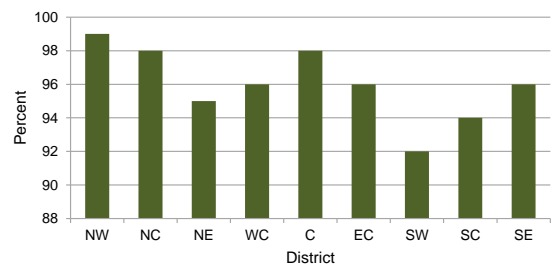
Many Iowa farmers were able to wrap up their fall fieldwork with **6.6 days suitable for fieldwork** during the week ending November 26, 2017, according to the USDA, National Agricultural Statistics Service. Activities for the week included harvesting, baling corn stalks, tiling, terracing, hauling and spreading manure, and applying fertilizers.

Topsoil moisture levels rated 4 percent very short, 14 percent short, 80 percent adequate and 2 percent surplus. **Subsoil moisture** levels rated 7 percent very short, 19 percent short, 72 percent adequate and 2 percent surplus.

Corn for grain harvested was nearly complete at 96 percent, 8 days behind the 5-year average. Only southwest and south central Iowa have over 5 percent of their corn for grain crop remaining to be harvested. Moisture content of corn being harvested for grain averaged 17 percent.

Livestock conditions were reported as good with little stress. Cattle continued to graze in harvested corn and soybean fields with some hay starting to be fed.

Corn for Grain Harvested - Iowa by District
As of November 26, 2017



This is the final weekly *Iowa Crop Progress and Condition* of the season. The USDA's National Agriculture Statistics Service would like to thank the many farmers and FSA, NRCS, Extension and agribusiness personnel who provided the information for this report each week.

The new season of *Iowa Crop Progress and Condition* is scheduled to begin April 2, 2018.

Field Work and Crop Progress as of November 26, 2017

Item	Districts									State	Last Week	Last Year	5-yr Avg
	NW	NC	NE	WC	C	EC	SW	SC	SE				
Corn harvested for grain.....	(percent) 99	(percent) 98	(percent) 95	(percent) 96	(percent) 98	(percent) 96	(percent) 92	(percent) 94	(percent) 96	(percent) 96	(percent) 92	(percent) 99	(percent) 99

Days Suitable and Soil Moisture Condition as of November 26, 2017

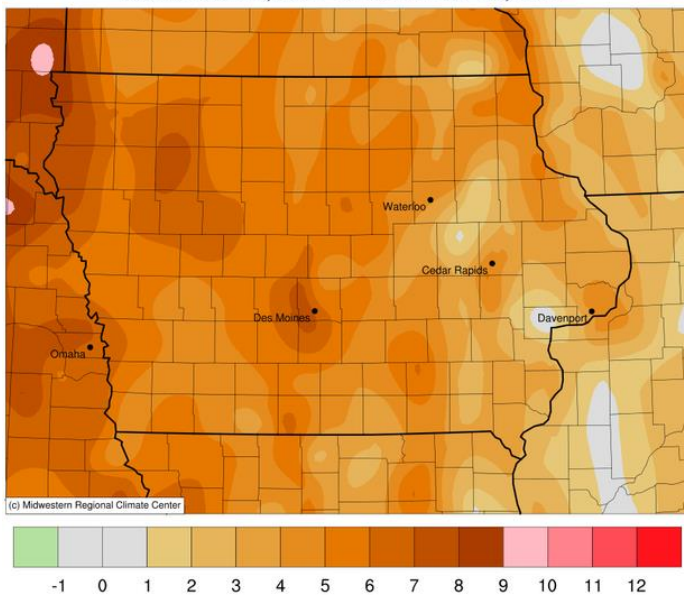
Item	Districts									State	Last Week	Last Year
	NW	NC	NE	WC	C	EC	SW	SC	SE			
Days suitable	(days) 7.0	(days) 6.7	(days) 5.8	(days) 6.8	(days) 6.7	(days) 6.2	(days) 6.8	(days) 6.9	(days) 6.3	(days) 6.6	(days) 5.5	(days) 4.7
Topsoil moisture	(percent)	(percent)	(percent)	(percent)	(percent)	(percent)	(percent)	(percent)	(percent)	(percent)	(percent)	(percent)
Very short	0	1	7	1	2	2	5	20	9	4	3	2
Short	5	5	14	13	24	15	11	32	17	14	9	9
Adequate	94	93	78	83	73	76	83	47	67	80	84	84
Surplus	1	1	1	3	1	7	1	1	7	2	4	5
Subsoil moisture	(percent)	(percent)	(percent)	(percent)	(percent)	(percent)	(percent)	(percent)	(percent)	(percent)	(percent)	(percent)
Very short	0	2	2	1	7	11	2	33	27	7	6	2
Short	7	11	28	10	28	18	10	39	34	19	16	8
Adequate	92	86	69	87	64	66	87	28	38	72	76	83
Surplus	1	1	1	2	1	5	1	0	1	2	2	7

IOWA PRELIMINARY WEATHER SUMMARY

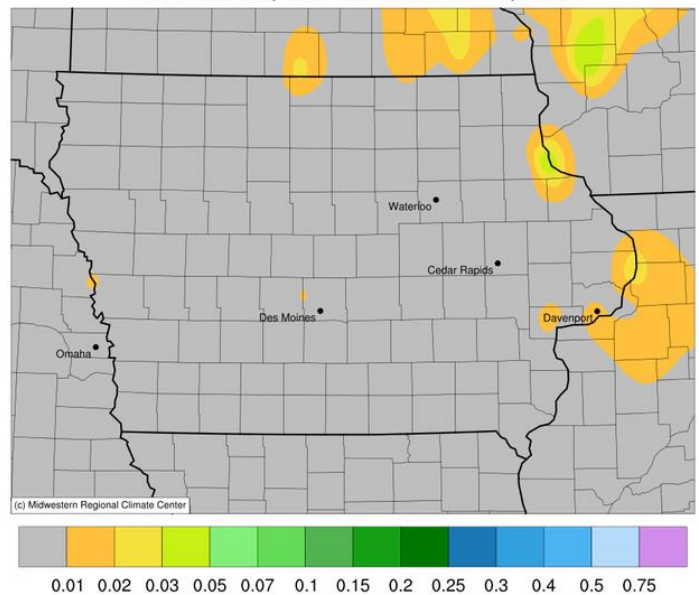
Provided by Harry J. Hillaker, State Climatologist
Iowa Department of Agriculture & Land Stewardship

The past week brought highly variable temperatures with no precipitation of consequence. Some very light rain or flurries fell over parts of the southern one-third of Iowa on Tuesday (21st) morning. A few sprinkles were also scattered across the north one-quarter of the state on Friday (24th). Maximum rain totals for the week were only 0.02 inch from the Atlantic, Davenport and Muscatine areas. The statewide average precipitation was a trace while normal for the week is 0.42 inch. This has been Iowa's driest fall month since November 2007. The reporting week began on Sunday (19th) with cold air lingering in eastern Iowa where daytime highs were only in the low thirties while much warmer weather was moving into far western Iowa where highs reached the mid-fifties. Strong southerly winds pushed temperatures into the fifties and sixties statewide on Monday (20th). Tuesday (21st) turned much colder and very windy with low temperatures persisting through Wednesday (22nd). Temperatures were well above normal for the remainder of the week, especially on Friday (24th) when daily record high temperatures were recorded over most of Iowa. Temperature extremes for the week varied from Wednesday (22nd) morning lows of 6 degrees at Estherville and Little Sioux to a Friday (24th) afternoon high of 74 degrees at Iowa City. Temperatures for the week as a whole averaged a degree or two above normal over the extreme east to as much as eight degrees above normal over the far west with a statewide average of 4.3 degrees above normal.

Average Temperature (°F): Departure from 1981-2010 Normals
November 20, 2017 to November 26, 2017



Accumulated Precipitation (in)
November 20, 2017 to November 26, 2017



Temperature and Precipitation Maps, courtesy of the Midwestern Regional Climate Center, are available at: <http://mrcc.isws.illinois.edu/CLIMATE/>