



Iowa Crop Progress & Condition

Upper Midwest Regional Field Office · 210 Walnut Street Ste 833 · Des Moines IA 50309 · (515) 776-3400 · (800) 772-0825
Fax (855) 271-9802 · www.nass.usda.gov

Cooperating with the Iowa Department of Agriculture and Land Stewardship

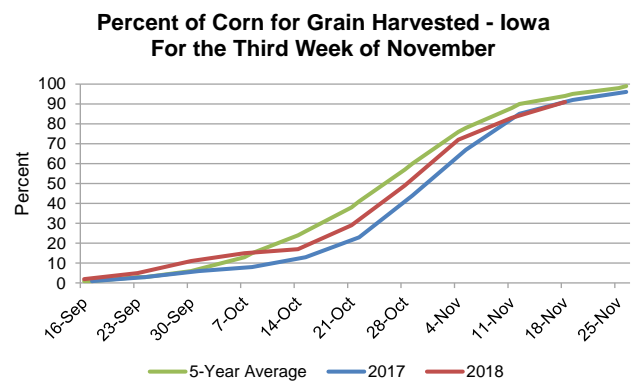
For the week ending November 18, 2018
Issued November 19, 2018

Media Contact: Greg Thessen

Iowa farmers had a rather cold 4.8 **days suitable for fieldwork** during the week ending November 18, 2018, according to the USDA, National Agricultural Statistics Service. Activities for the week included harvesting corn and soybeans, baling stalks, applying anhydrous and manure, moving grain, repairing tile, and fall tillage in areas where the ground was not too frozen.

Topsoil moisture levels rated 0 percent very short, 1 percent short, 81 percent adequate and 18 percent surplus. **Subsoil moisture** levels rated 0 percent very short, 2 percent short, 78 percent adequate and 20 percent surplus.

Ninety-one percent of the State's **corn** for grain crop has been harvested, 4 days behind the five-year average. Farmers in northwest and north central Iowa have harvested 96 percent of their corn for grain while farmers in the southwest have 22 percent of their corn for grain remaining to be harvested. Moisture content of field corn being harvested averaged 16 percent. **Soybean** harvest was 97 percent complete, 5 days behind last year and 4 days behind the average.



Feedlots and pastures have begun freezing with some areas reporting frost down to 3 inches. The adjustment to extremely cold temperatures and snow-covered pastures caused livestock some minor stress.

Field Work and Crop Progress as of November 18, 2018

Item	Districts									State	Last Week	Last Year	5-yr Avg
	NW	NC	NE	WC	C	EC	SW	SC	SE				
Corn harvested for grain.....	(percent) 96	(percent) 96	(percent) 88	(percent) 91	(percent) 95	(percent) 92	(percent) 78	(percent) 83	(percent) 92	(percent) 91	(percent) 83	(percent) 91	(percent) 94
Soybeans harvested.....	(percent) 99	(percent) 99	(percent) 97	(percent) 97	(percent) 99	(percent) 98	(percent) 90	(percent) 92	(percent) 92	(percent) 97	(percent) 94	(percent) 98	(percent) 99

Days Suitable for Fieldwork and Soil Moisture Supplies as of November 18, 2018

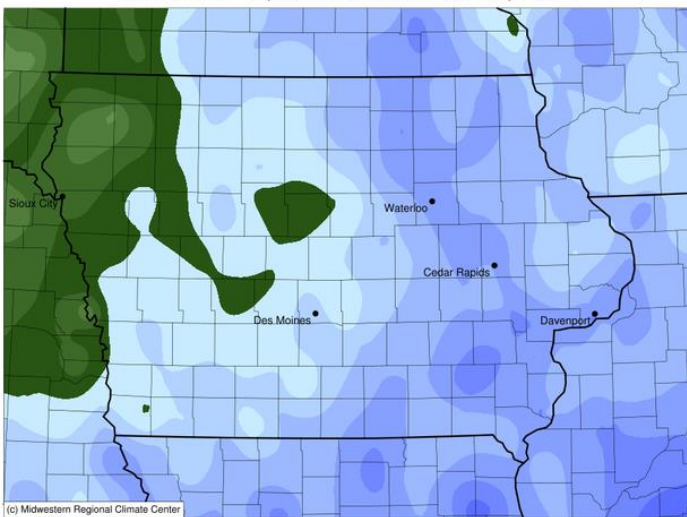
Item	Districts									State	Last Week	Last Year
	NW	NC	NE	WC	C	EC	SW	SC	SE			
Days suitable	(days) 4.6	(days) 4.4	(days) 4.5	(days) 5.3	(days) 5.1	(days) 4.9	(days) 5.2	(days) 5.3	(days) 3.9	(days) 4.8	(days) 4.0	(days) 5.5
Topsoil moisture	(percent)	(percent)	(percent)	(percent)	(percent)	(percent)	(percent)	(percent)	(percent)	(percent)	(percent)	(percent)
Very short	0	0	0	0	0	0	0	0	0	0	0	3
Short	1	0	0	0	1	6	0	0	4	1	1	9
Adequate	85	91	87	88	80	68	57	80	73	81	80	84
Surplus	14	9	13	12	19	26	43	20	23	18	19	4
Subsoil moisture	(percent)	(percent)	(percent)	(percent)	(percent)	(percent)	(percent)	(percent)	(percent)	(percent)	(percent)	(percent)
Very short	0	0	0	0	0	0	0	2	3	0	0	6
Short	0	0	1	0	0	6	1	8	11	2	2	16
Adequate	82	83	81	81	78	67	63	80	77	78	77	76
Surplus	18	17	18	19	22	27	36	10	9	20	21	2

IOWA PRELIMINARY WEATHER SUMMARY

Provided by Justin Glisan, Ph.D., State Climatologist
Iowa Department of Agriculture and Land Stewardship

Iowa experienced an unseasonably cold and dry week during the reporting period. Average temperatures were coldest in eastern Iowa, up to 12 degrees below normal. The state experienced both rain and snow, though some locations in western Iowa reported no measurable accumulations; statewide average precipitation was 0.17 inches, well below the weekly normal of 0.49 inches. Light accumulating snow was reported in Keokuk (Lee County) on Monday (12th) along with colder than normal temperatures statewide. Trace amounts were also reported in central Iowa. A strong high pressure system over the Great Plains dominated the weather pattern for much of mid-week. Tuesday (13th) and Wednesday (14th) were dry statewide with average highs reaching the upper 40s across parts of northwestern Iowa. A southerly wind helped temperatures warm into the upper 40s to middle 50s on Thursday (15th). Northwestern Iowa had daytime highs 10 degrees above average. Snow moved into Iowa during the afternoon on Friday (16th) and lingered across the state into Saturday (17th). Snowfall totals were over three inches in Iowa's northeastern third. St. Ansgar (Mitchell County) observed 3.8 inches of snow. Snow showers reformed across Iowa's southern half later in the day on Saturday before moving out early Sunday (18th). Accumulations ranged from a dusting to over six inches; Beaconsfield (Ringgold County) reported 6.5 inches. Bitter cold temperatures gripped northern Iowa to end the week. Some locations had overnight lows below zero Saturday night into Sunday. Mason City (Marshall County) reported a low of -6 degrees, breaking the record of -4 degrees set in 1894. Sioux City Airport (Woodbury County) reported the week's high temperature of 60 degrees on the 15th, 13 degrees above normal. An overnight low of -6 degrees was reported at New Hampton (Chickasaw County) on the 18th, 28 degrees below normal.

Average Temperature (°F): Departure from 1981-2010 Normals
November 12, 2018 to November 18, 2018



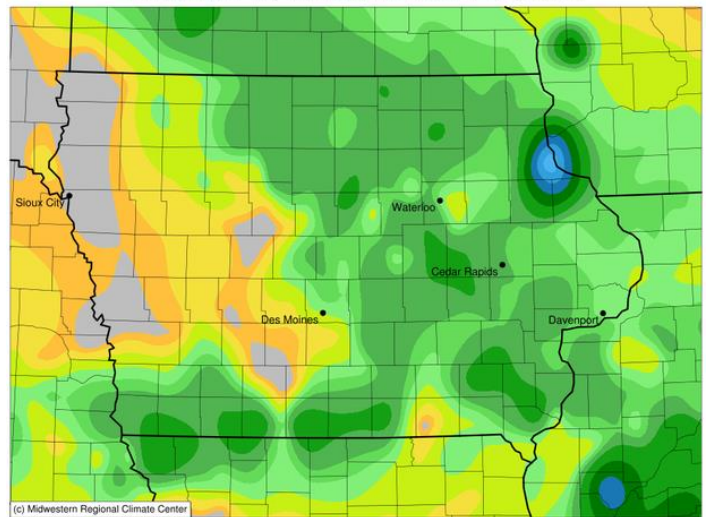
(c) Midwestern Regional Climate Center

-16 -11 -6 -1

Stations from the following networks used: WBAN, COOP, FAA, GHCN, ThreadEX, CoCoRaHS, WMO, ICAO, NWSLI,
Midwestern Regional Climate Center
cli-MATE: MRCC Application Tools Environment
Generated at: 11/19/2018 8:02:13 AM CST

Accumulated Precipitation (in)

November 12, 2018 to November 18, 2018



(c) Midwestern Regional Climate Center

0.01 0.02 0.05 0.1 0.15 0.2 0.3 0.5 0.75 1 1.25 1.5 1.75

Stations from the following networks used: WBAN, COOP, FAA, GHCN, ThreadEX, CoCoRaHS, WMO, ICAO, NWSLI,
Midwestern Regional Climate Center
cli-MATE: MRCC Application Tools Environment
Generated at: 11/19/2018 7:58:26 AM CST

Temperature and Precipitation Maps, courtesy of the Midwestern Regional Climate Center, are available at: <http://mrcc.isws.illinois.edu/CLIMATE/>