



Iowa Crop Progress & Condition

Upper Midwest Regional Field Office · 210 Walnut Street Ste 833 · Des Moines IA 50309 · (515) 776-3400 · (800) 772-0825
Fax (855) 271-9802 · www.nass.usda.gov

Cooperating with the Iowa Department of Agriculture and Land Stewardship

For the week ending June 16, 2019
Issued June 17, 2019

Media Contact: Greg Thessen

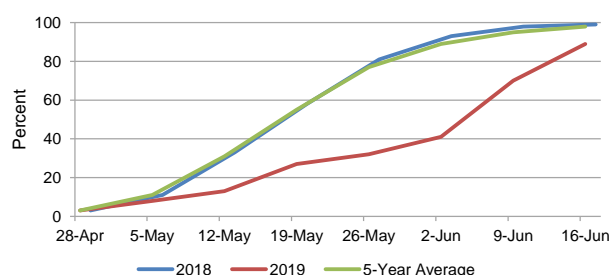
For the second week in a row, mostly dry weather conditions allowed Iowa farmers to get work done in their fields. Statewide there were **5.3 days suitable for fieldwork** during the week ending June 16, 2019, according to USDA's National Agricultural Statistics Service. Fieldwork activities included planting and re-planting of crops, harvesting hay, spraying and applying nitrogen.

Topsoil moisture levels rated 0 percent very short, 4 percent short, 77 percent adequate and 19 percent surplus. **Subsoil moisture** levels rated 0 percent very short, 1 percent short, 70 percent adequate and 29 percent surplus.

Corn planting has nearly finished with 98 percent of the expected **corn** crop planted. Eighty-eight percent of the crop has emerged, over two weeks behind last year and the 5-year average. Corn condition improved slightly to 59 percent good to excellent. Eighty-nine percent of the expected **soybean** crop has been planted, 16 days behind last year and 2 weeks behind average. Sixty-three percent of the crop has emerged, two weeks behind average. The first soybean condition rating of the season came in at 2 percent very poor, 4 percent poor, 33 percent fair, 53 percent good and 8 percent excellent. **Oats** headed reached 41 percent, 6 days behind last year and average. Oat condition rated 62 percent good to excellent.

Dry weather allowed over one-quarter of the first cutting of **alfalfa hay** to be harvested last week, reaching 61 percent complete. **Hay condition** improved to 65 percent good to excellent. **Pasture and range condition** rated 66 percent good to excellent. There were no livestock issues reported and feedlot conditions improved with the drier weather.

Soybeans Planted - Iowa
For the Third Week of June



Crop Condition as of June 16, 2019

| Item | Very poor (percent) | Poor (percent) | Fair (percent) | Good (percent) | Excellent (percent) |
|------------------------|------------------------|-------------------|-------------------|-------------------|------------------------|
| Corn | 2 | 7 | 32 | 51 | 8 |
| Hay, all | 1 | 7 | 27 | 51 | 14 |
| Oats..... | 1 | 3 | 34 | 51 | 11 |
| Soybeans | 2 | 4 | 33 | 53 | 8 |
| Pasture and range..... | 1 | 4 | 29 | 50 | 16 |

Crop Progress as of June 16, 2019

| Item | Districts | | | | | | | | | State | | | |
|----------------------------------|-----------|-----------|-----------|-----------|-----------|-----------|-----------|-----------|-----------|-----------|-----------|-----------|--------------|
| | NW | NC | NE | WC | C | EC | SW | SC | SE | This week | Last week | Last year | 5-yr average |
| | (percent) | (percent) | (percent) | (percent) | (percent) | (percent) | (percent) | (percent) | (percent) | (percent) | (percent) | (percent) | (percent) |
| Corn planted..... | 99 | 100 | 99 | 98 | 99 | 96 | 97 | 97 | 97 | 98 | 93 | 100 | 100 |
| Corn emerged..... | 89 | 95 | 90 | 87 | 93 | 85 | 80 | 81 | 83 | 88 | 73 | 99 | 99 |
| Hay, alfalfa, first cutting..... | 66 | 86 | 71 | 81 | 77 | 71 | 35 | 44 | 55 | 61 | 35 | 88 | 83 |
| Oats headed..... | 32 | 11 | 35 | 35 | 62 | 48 | 61 | 43 | 47 | 41 | 18 | 60 | 60 |
| Soybeans planted..... | 92 | 95 | 94 | 91 | 93 | 83 | 76 | 87 | 82 | 89 | 70 | 99 | 98 |
| Soybeans emerged..... | 61 | 78 | 68 | 67 | 70 | 55 | 57 | 51 | 40 | 63 | 35 | 96 | 92 |

Days Suitable for Fieldwork and Soil Moisture Condition as of June 16, 2019

| Item | Districts | | | | | | | | | State | | |
|---------------------|-----------|-----------|-----------|-----------|-----------|-----------|-----------|-----------|-----------|-----------|-----------|-----------|
| | NW | NC | NE | WC | C | EC | SW | SC | SE | This week | Last week | Last year |
| | (days) | (days) | (days) | (days) | (days) | (days) | (days) | (days) | (days) | (days) | (days) | (days) |
| Days suitable | 5.9 | 5.5 | 4.3 | 5.1 | 5.3 | 5.1 | 5.4 | 5.8 | 5.7 | 5.3 | 5.2 | 4.7 |
| | (percent) | (percent) | (percent) | (percent) | (percent) | (percent) | (percent) | (percent) | (percent) | (percent) | (percent) | (percent) |
| Topsoil moisture | | | | | | | | | | | | |
| Very short | 0 | 0 | 0 | 0 | 0 | 0 | 0 | 0 | 0 | 0 | 0 | 4 |
| Short | 11 | 0 | 1 | 9 | 1 | 0 | 1 | 8 | 4 | 4 | 1 | 15 |
| Adequate | 68 | 95 | 76 | 83 | 82 | 59 | 76 | 72 | 76 | 77 | 73 | 72 |
| Surplus | 21 | 5 | 23 | 8 | 17 | 41 | 23 | 20 | 20 | 19 | 26 | 9 |
| Subsoil moisture | | | | | | | | | | | | |
| Very short | 0 | 0 | 0 | 0 | 0 | 0 | 0 | 0 | 0 | 0 | 0 | 5 |
| Short | 0 | 0 | 0 | 1 | 0 | 0 | 0 | 1 | 4 | 1 | 0 | 16 |
| Adequate | 64 | 86 | 70 | 83 | 76 | 44 | 63 | 68 | 76 | 70 | 67 | 71 |
| Surplus | 36 | 14 | 30 | 16 | 24 | 56 | 37 | 31 | 20 | 29 | 33 | 8 |

IOWA PRELIMINARY WEATHER SUMMARY
Provided by Justin Glisan, Ph.D., State Climatologist
Iowa Department of Agriculture and Land Stewardship

Unseasonably cool temperatures returned to Iowa after a week of warmer than normal conditions. Drier than normal conditions also prevailed across a majority of the state with rainfall deficits between a half to an inch below normal in the western half of Iowa. Pockets of above average rainfall were found in north-central and eastern Iowa.

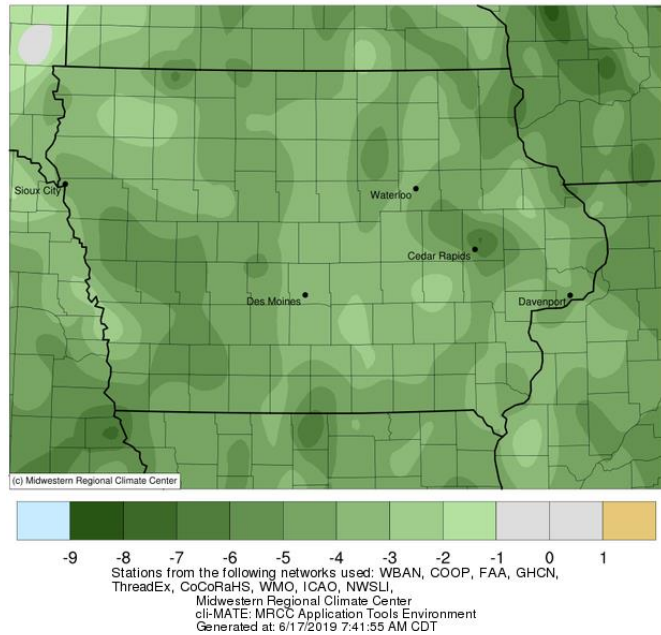
A weak cold front moved through on Sunday (9th) bringing cooler than normal conditions across western Iowa. Overnight lows into Monday (10th) remained cool, dipping into the low to mid 50s; northwestern Iowa reported lows in the upper 40s, six to nine degrees below average. Monday was dry and windy under mostly sunny skies. Northwest winds behind the cold front kept highs in the upper 70s, two degrees below average statewide. Tuesday (11th) saw rainy conditions across much of the state as multiple waves of showers and a few thunderstorms moved through Iowa ahead of a low pressure system. Northern and western Iowa saw the highest rainfall accumulations, with totals up to 0.20 inch above normal.

The low and attendant cold front continued to move through on Wednesday (12th) bringing measurable rain across much of Iowa. Two-day rain totals, reported at 7:00 am on Thursday (13th), ranged from 0.10 inch in Van Meter (Dallas County) to 0.86 inch in Waukon (Allamakee County). The statewide average was 0.22 inch, 0.12 inch below average. Thursday was pleasant and mostly sunny, as a high pressure system over Missouri brought nice conditions across the region. Highs were in the low to mid 70s in eastern Iowa and mid to upper 70s across the western half; temperatures statewide were six degrees below average. Friday (14th) remained unseasonably cool under partly to mostly cloudy skies with rain showers moving across much of the state. Another wave of showers moved through extreme southern Iowa into the morning hours on Saturday (15th). Rain totals for the 24-hour period ending at 7:00 am were generally under 0.10 inch with higher accumulations near the Iowa-Missouri border. Creston (Union County) reported 0.67 inch.

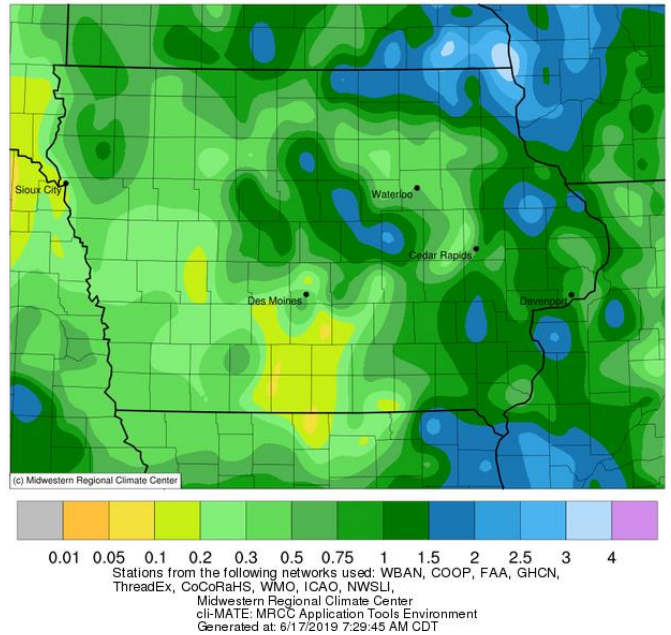
Saturday afternoon was active with thunderstorms firing in an unstable atmosphere, initially across northern and eastern Iowa. Many of the thunderstorms turned severe almost immediately with multiple reports of hail and straight-line winds across 12 counties. A land spout tornado also reportedly caused barn damage in Whitten (Hardin County). As the afternoon progressed, strong storms began to pop in central Iowa and eventually consolidated into a squall line that moved into eastern Iowa during the evening hours. There were pockets of moderate to heavy rainfall with totals ranging from 0.22 inch in Dakota City (Humboldt County) to 2.28 inches in Toledo (Tama County); nearly 20 stations reported measurements above one inch. The statewide average rainfall was 0.74 inch, 0.57 inch above average. Overnight lows into Sunday (16th) remained near seasonal with temperatures in the low to mid 60s.

Weekly rainfall totals ranged 0.10 inch at Allerton (Wayne County) to 2.59 inches in Garwin (Tama County). The statewide weekly average precipitation was 1.06 inches, while the normal is 1.19 inches. Temperatures averaged 65.0 degrees, 5.2 degrees below normal. The week's high temperature of 88 degrees was observed in Ames (Story County) and Des Moines (Polk County) on the 15th, on average six degrees above normal. Estherville Municipal Airport (Emmet County) reported the week's low temperature of 40 degrees on the 13th, 17 degrees below average.

Average Temperature (°F): Departure from 1981-2010 Normals
 June 10, 2019 to June 16, 2019



Accumulated Precipitation (in)
 June 10, 2019 to June 16, 2019



Temperature and Precipitation Maps, courtesy of the Midwestern Regional Climate Center, are available at: <http://mrcc.isws.illinois.edu/CLIMATE/>