



Crop Progress and Condition

USDA, NASS, Kentucky Field Office

David Knopf, Director
PO Box 1120
Louisville, Kentucky 40201-1120
(502) 582-5293 or 1-800-928-5277
Email: nassrfoemr@nass.usda.gov

In Cooperation with:

Univ. of KY – Agr'l Weather Center
U.S. Dept. of Commerce - NOAA
Kentucky Department of Agriculture
Cooperative Extension Service

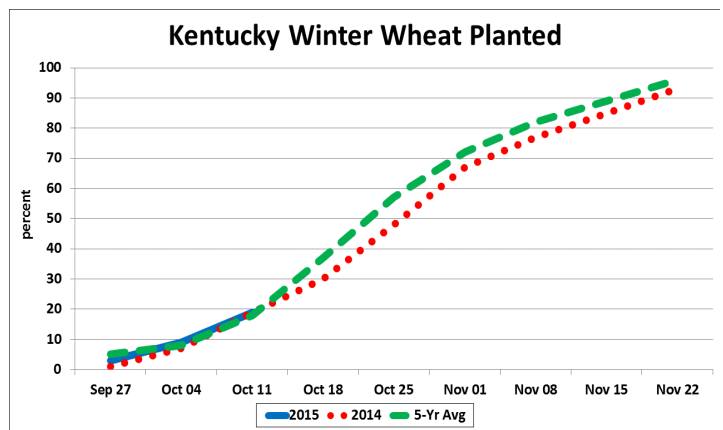
Released: October 13, 2015

Issue: 32-15

Agricultural News: Kentucky experienced above normal temperatures and below normal rainfall over the past week. Precipitation for the week totaled 0.22 inches, 0.56 inches below normal. Temperatures averaged 66 degrees for the week, 6 degrees above normal. **Topsoil moisture** was rated 6 percent very short, 31 percent short, 59 percent adequate and 4 percent surplus. **Subsoil moisture** was rated 7 percent very short, 31 percent short, 59 percent adequate, and 3 percent surplus. Days suitable for fieldwork averaged 5.7 out of a possible seven. Tobacco houseburn was reported as 1 percent heavy, 5 percent moderate, 17 percent light, with 77 percent experiencing none.

SOIL MOISTURE for week ending 10/11/15

	Very Short	Short	Adequate	Surplus
	%	%	%	%
Topsoil	6	31	59	4
Subsoil	7	31	59	3



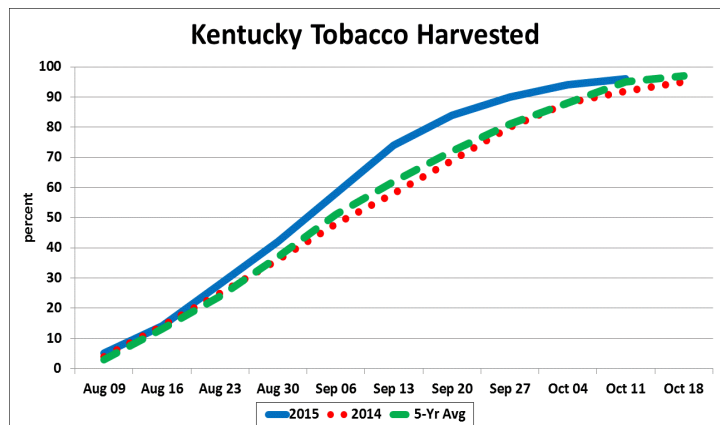
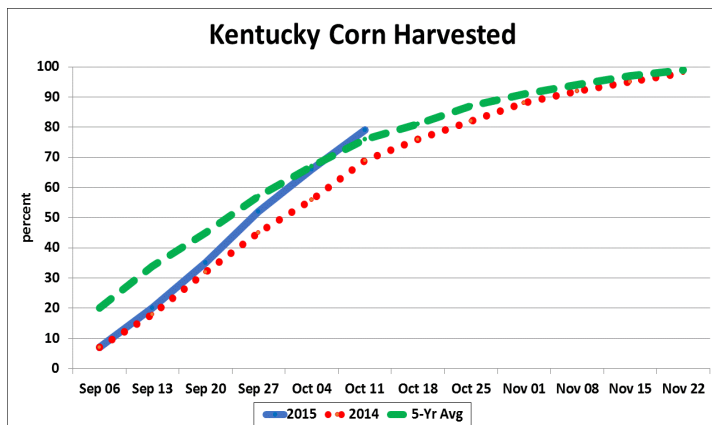
CROP PROGRESS for week ending 10/11/15

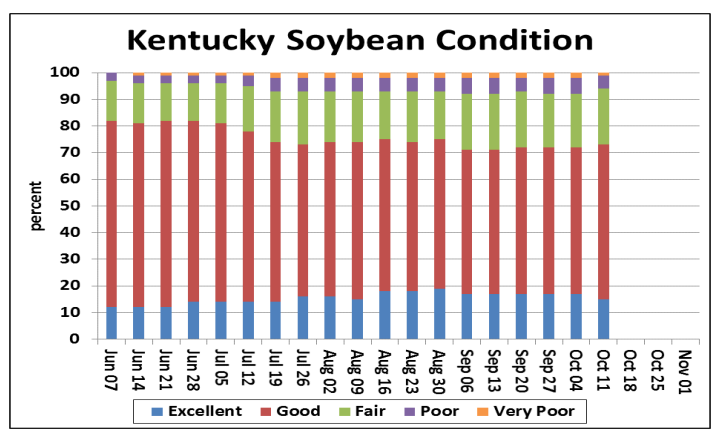
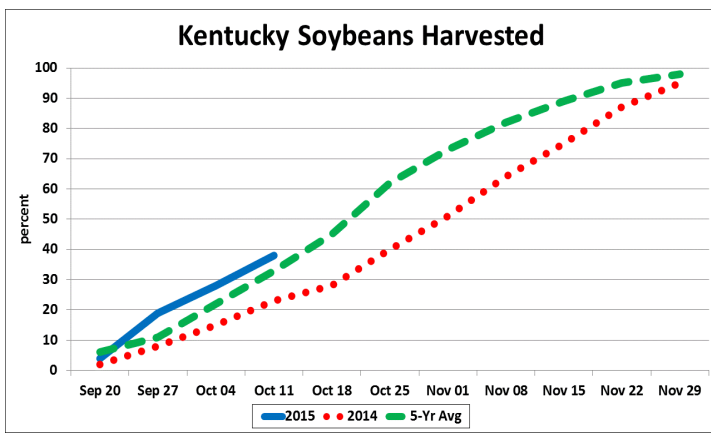
Crop Stage	This Week	Last Week	Last Year	5-Yr Avg
	%	%	%	%
Corn Mature	99	96	95	97
Corn Harvested	79	66	69	76
Soybeans Coloring	95	90	90	-
Soybeans Dropping Leaves	80	71	68	81
Soybeans Mature	67	53	52	64
Soybeans Harvested	38	28	23	33
Tobacco Cut	96	94	92	95
Tobacco Stripped	13	5	7	6
Winter Wheat Seeded	19	9	19	18
Winter Wheat Emerged	3	-	2	-

- Represents zero or not available.

CROP CONDITIONS for week ending 10/11/15

Crop	Very Poor	Poor	Fair	Good	Excellent
	%	%	%	%	%
Corn	1	4	11	51	33
Pasture	3	11	31	49	6
Soybeans	1	5	21	58	15
Tobacco Housed	2	8	23	59	8





**Kentucky Climate Summary
For the Period October 5, 2015 to October 11, 2015**

Above Normal Temperatures and Below Normal Rainfall:

The Commonwealth saw mostly dry and unseasonably warm conditions for much of this last period. High pressure at the surface and aloft kept the Commonwealth dry through at least Thursday. Highs rose into the upper 70s to middle 80s about each day, well above normal for this time of the year. A cold front pushed through the Ohio Valley on Friday, sparking numerous to widespread showers and scattered thunderstorms across much of the area. This was the only significant rainfall event for the week with the state averaging between a tenth and third of an inch. Cooler and drier conditions arrived for the weekend. Skies cleared Saturday night, opening the door for a cool night ahead. Lows dropped into the low to mid 40s for many locations, but some even moved into the upper 30s.

Temperatures for the period averaged 66 degrees across the state which was 6 degrees warmer than normal and 4 degrees warmer than the previous period. High temperatures averaged from 79 in the West to 76 in the East. Departure from normal high temperatures ranged from 5 degrees warmer than normal in the West to 4 degrees warmer than normal in the East. Low temperatures averaged from 55 degrees in the West to 53 degrees in the East. Departure from normal low temperature ranged from 6 degrees warmer than normal in the West to 7 degrees warmer than normal in the East. The extreme high temperature for the period was 87 degrees at BURLINGTON 4S and the extreme low was 37 degrees at BRANDENBURG 4SW.

Precipitation (liq. equ.) for the period totaled 0.22 inches statewide which was 0.56 inches below normal and 28% of normal. Precipitation totals by climate division, West 0.16 inches, Central 0.29 inches, Bluegrass 0.13 inches and East 0.29 inches, which was 0.64, 0.52, 0.61 and 0.49 inches below normal. By station, precipitation totals ranged from a low of 0.00 inches at ALEXANDRIA 5NW to a high of 0.89 inches at YELLOW CREEK.

**KENTUCKY TEMPERATURES AND RAIN FALL
FOR WEEK ENDING SUNDAY, 10/11/15 4 p.m.**

Weather Station	Rainfall			Deviation From		Air Temperatures				Relative Humidity	
	Last Week	Since Apr 1	Last Four Wks.	Norm. Since Apr 1	Norm. Last 4 Wks.	High	Low	Wkly. Avg.	Dev. From Norm.	Average High	
	(Inches)	(Inches)	(Inches)	(Inches)	(Inches)	(Degrees Fahrenheit)	(Degrees Fahrenheit)	(Degrees Fahrenheit)	(Degrees Fahrenheit)	(Degrees Fahrenheit)	(Degrees Fahrenheit)
Bardstown	0.04	36.42	3.04	11.37	0.31	83	42	66	5	97	36
Berea	0.76	35.52	3.64	9.10	0.38	82	39	64	4	88	38
Bowling Green	0.62	27.76	4.17	1.29	0.99	86	42	68	7	93	36
Bristol	0.66	27.07	4.18	4.66	1.41	81	48	64	4	100	10
Buckhorn Lake	0.03	28.58	2.75	3.42	-0.32	79	39	64	4	93	36
Cape Girardeau	0.02	28.89	0.61	4.14	-2.48	82	39	64	1	100	36
Campbellsville	0.07	33.54	5.38	3.75	1.63	81	41	65	4	96	53
Covington	0.00	24.19	1.43	0.84	-1.22	80	41	65	5	96	37
Cumberland Gap	0.29	31.82	3.90	4.82	0.98	81	49	65	5	100	10
Dix Dam	0.22	37.32	2.84	11.41	-0.11	83	44	66	6	93	38
Evansville	0.00	26.28	0.97	2.88	-1.73	84	44	67	4	94	33
Glasgow	0.32	28.56	2.11	0.05	-1.16	83	42	67	6	100	35
Grayson	0.67	40.19	3.40	16.04	0.78	80	39	64	4	96	46
Hardinsburg	0.25	25.92	1.14	-0.33	-2.01	86	40	67	6	100	44
Henderson	0.00	30.85	2.14	6.54	-0.81	84	43	68	5	94	33
Huntington	0.30	28.42	2.29	4.14	-0.35	80	41	62	2	98	41
Jackson	0.06	36.40	2.55	10.19	-0.48	82	43	66	6	100	33
Lexington	0.07	34.80	2.85	9.75	0.12	83	41	66	6	93	38
London	0.35	32.37	4.10	8.04	1.15	82	44	66	6	90	33
Louisville	0.27	35.72	2.43	11.24	-0.32	85	46	69	8	90	36
Mayfield	0.37	31.55	1.27	4.55	-2.26	83	43	68	5	96	46
Nashville	0.58	26.23	1.98	1.64	-0.88	87	45	69	8	98	41
Nolin Lake	0.39	33.30	1.99	5.23	-1.53	86	43	67	6	100	35
Paducah	0.01	25.25	0.85	-1.03	-2.31	85	41	67	4	93	34
Princeton	0.37	26.71	1.19	0.39	-1.78	83	41	67	4	96	46
Quicksand	0.03	29.64	2.61	3.43	-0.42	82	46	65	5	96	46
Somerset	0.20	31.54	4.09	3.91	0.66	81	41	65	5	100	36
Spindletop	0.20	42.67	4.00	17.62	1.27	84	43	66	6	98	37
Williamstown	0.00	32.30	1.89	7.46	-0.98	79	40	65	5	96	46

The above information is provided by Tom Priddy, Kentucky Extension Agricultural Meteorologist, University of Kentucky Agr'l Weather Center (859) 218-4364.