



# Crop Progress and Condition

**USDA, NASS, Kentucky Field Office**

David Knopf, Director  
PO Box 1120  
Louisville, Kentucky 40201-1120  
(502) 582-5293 or 1-800-928-5277  
Email: nassfoemr@nass.usda.gov

**In Cooperation with:**

Univ. of KY – Agr'l Weather Center  
U.S. Dept. of Commerce - NOAA  
Kentucky Department of Agriculture  
Cooperative Extension Service

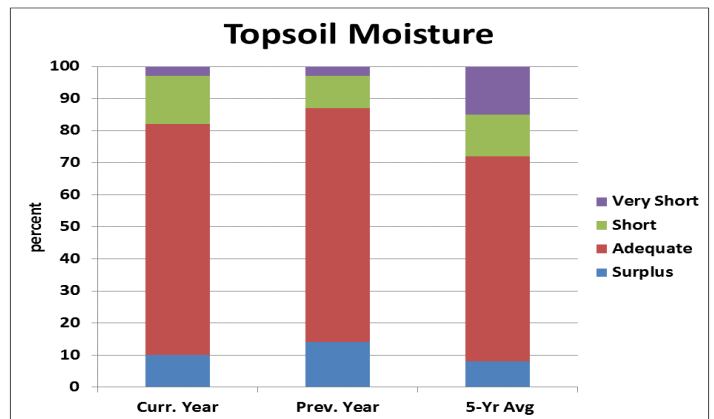
Released: November 2, 2015

Issue: 35-15

**Agricultural News:** Kentucky experienced near normal temperatures and above normal rainfall over the past week. Precipitation for the week totaled 2.09 inches, 1.32 inches above normal. Temperatures averaged 54 degrees for the week, near normal. **Topsoil moisture** was rated 3 percent very short, 15 percent short, 72 percent adequate and 10 percent surplus. **Subsoil moisture** was rated 2 percent very short, 23 percent short, 71 percent adequate, and 4 percent surplus. Days suitable for fieldwork averaged 3.5 out of a possible seven. Rain events throughout the week slowed or stopped harvest. Primary activities this week included harvesting corn and soybeans, sowing wheat and stripping tobacco when conditions allowed. Pasture conditions improved due to the rain received. Livestock were rated in mostly good condition.

**SOIL MOISTURE for week ending 11/01/15**

	Very Short	Short	Adequate	Surplus
	%	%	%	%
Topsoil	3	15	72	10
Subsoil	2	23	71	4



**CROP PROGRESS for week ending 11/01/15**

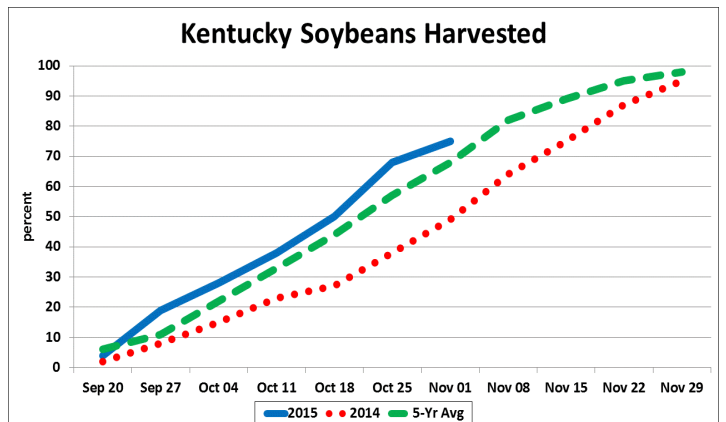
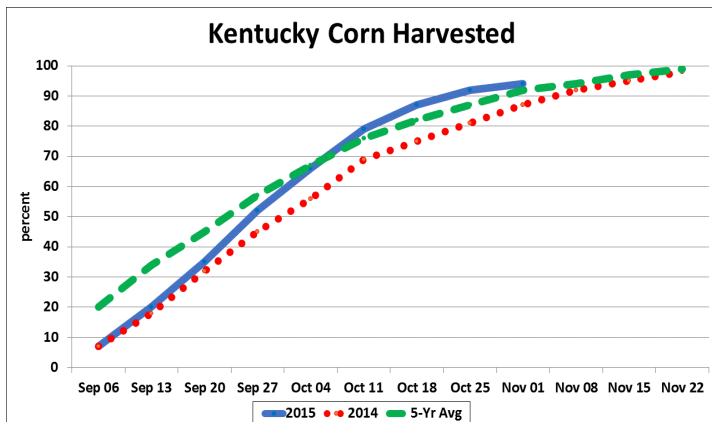
Crop Stage	This Week	Last Week	Last Year	5-Yr Avg
	%	%	%	%
Corn Harvested	94	92	87	92
Soybeans Mature	96	88	86	94
Soybeans Harvested	75	68	49	68
Tobacco Stripped	39	31	25	24
Winter Wheat Seeded	66	56	64	66
Winter Wheat Emerged	37	20	32	-

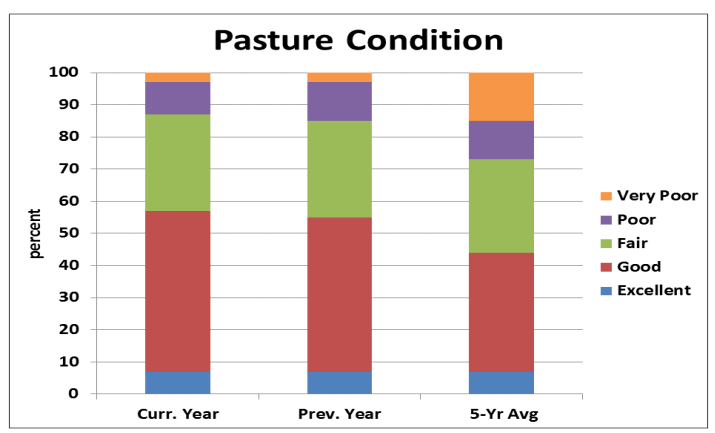
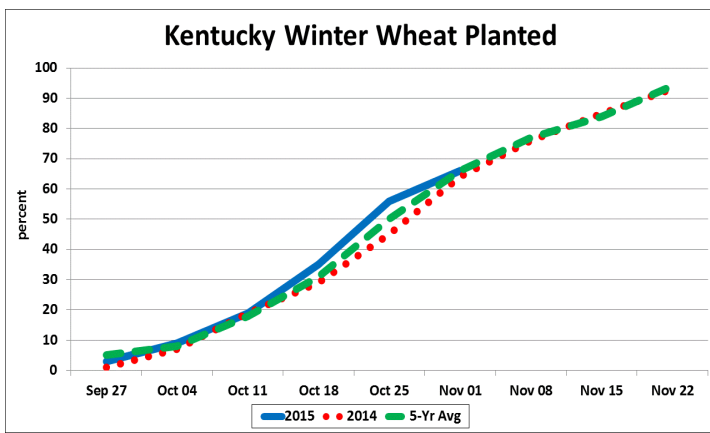
- Represents zero or not available.

**CROP CONDITIONS for week ending 11/01/15**

Crop	Very Poor	Poor	Fair	Good	Excellent
	%	%	%	%	%
Livestock	1	2	16	71	10
Pasture	3	10	30	50	7
Tobacco Housed	2	6	24	60	8
Wheat	-	1	10	74	15

- Represents zero.





**Kentucky Climate Summary  
For the Period October 26, 2015 to November 1, 2015**

Near Normal Temperatures and Above Normal Rainfall:

After a fairly dry month, October ended with a wet pattern in place. Through the first half of the work week, the Commonwealth saw multiple rounds of soaking showers ahead of a low pressure system to the south. Activity was widespread at times, with much of the state picking up between 1.5 to 2.5+ inches of rainfall. Dry conditions returned Thursday and Friday, but only temporarily. Numerous to widespread light showers returned by the evening of Halloween and pushed through the state overnight. Many picked up an additional tenth to quarter inch. With the exception of Eastern Kentucky, the majority of the Bluegrass State averaged over two inches for the week, which broke a three week streak of below normal rainfall.

Temperatures for the period averaged 54 degrees across the state which was near normal and 6 degrees cooler than the previous period. High temperatures averaged from 63 in the West to 61 in the East. Departure from normal high temperatures ranged from 4 degrees cooler than normal in the West to 5 degrees cooler than normal in the East. Low temperatures averaged from 50 degrees in the West to 47 degrees in the East. Departure from normal low temperature ranged from 6 degrees warmer than normal in the West to 8 degrees warmer than normal in the East. The extreme high temperature for the period was 73 degrees at BOONEVILLE 2S and the extreme low was 31 degrees, at the same location.

Precipitation (liq. equ.) for the period totaled 2.09 inches statewide which was 1.32 inches above normal and 273% of normal. Precipitation totals by climate division, West 2.76 inches, Central 2.60 inches, Bluegrass 2.22 inches and East 0.78 inches, which was 1.91, 1.81, 1.52 and 0.06 inches above normal. By station, precipitation totals ranged from a low of 0.31 inches at BOONEVILLE 2S to a high of 4.52 inches at HARDINSBURG 5SW.

**KENTUCKY TEMPERATURES AND RAIN FALL  
FOR WEEK ENDING SUNDAY, 11/01/15 4 p.m.**

Weather Station	Rainfall			Deviation From		Air Temperatures				Relative Humidity	
	Last Week	Since Apr 1	Last Four Wks.	Norm. Since Apr 1	Norm. Last 4 Wks.	High	Low	Wkly. Avg.	Dev. From Norm.	Average High	
	(Inches)	(Inches)	(Inches)	(Inches)	(Inches)	(Degrees Fahrenheit)	(Degrees Fahrenheit)	(Degrees Fahrenheit)	(Degrees Fahrenheit)	(Degrees Fahrenheit)	(Degrees Fahrenheit)
Bardstown	2.42	39.64	3.26	12.82	0.91	68	33	54	1	97	30
Berea	0.99	37.42	2.66	9.06	0.09	69	32	54	2	88	38
Bowling Green	2.43	31.59	4.45	3.02	1.67	70	35	57	4	97	41
Bristol	0.78	28.21	1.80	4.03	-0.55	72	37	56	4	100	30
Buckhorn Lake	1.09	30.24	1.69	3.14	-0.89	69	35	54	2	97	29
Cape Girardeau	0.95	30.07	1.20	3.25	-1.54	69	32	56	1	100	39
Campbellsville	2.09	36.28	2.81	4.33	-0.07	66	33	55	2	96	53
Covington	3.30	28.17	3.98	2.85	1.37	67	40	53	1	100	31
Cumberland Gap	0.83	33.09	1.56	3.82	-1.46	72	32	56	4	100	30
Dix Dam	1.64	39.63	2.53	11.75	-0.08	67	33	54	2	97	36
Evansville	2.53	29.24	2.96	3.87	0.34	69	38	54	-1	94	35
Glasgow	2.61	31.97	3.73	1.37	0.96	67	35	56	3	100	42
Grayson	1.26	42.09	2.57	15.90	-0.14	69	33	53	1	97	42
Hardinsburg	3.52	30.47	4.80	2.11	2.01	69	31	56	3	100	44
Henderson	2.38	33.65	2.80	7.41	0.24	69	34	56	1	94	35
Huntington	0.99	29.63	1.51	3.33	-1.18	70	35	52	0	100	39
Jackson	0.83	37.91	1.57	9.69	-1.09	72	38	54	2	97	35
Lexington	1.62	37.27	2.54	10.45	0.19	67	34	54	2	97	36
London	0.58	33.24	1.22	7.00	-1.31	70	33	55	3	97	32
Louisville	3.06	39.65	4.20	13.30	1.72	68	44	57	4	97	28
Mayfield	3.54	35.68	4.50	6.19	1.19	66	35	57	2	97	42
Nashville	2.70	29.41	3.76	2.99	1.34	72	38	59	6	100	39
Nolin Lake	2.36	36.34	3.43	6.07	0.52	67	34	56	3	100	42
Paducah	2.03	27.74	2.50	-0.62	-0.26	69	34	58	3	96	28
Princeton	2.99	30.57	4.23	2.13	1.42	69	34	57	2	97	42
Quicksand	0.90	31.27	1.66	3.05	-1.00	73	31	54	2	97	42
Somerset	1.73	33.84	2.50	3.96	-0.49	67	32	55	3	100	39
Spindletop	1.42	44.40	1.93	17.58	-0.42	67	37	54	2	98	38
Williamstown	2.88	36.06	3.76	9.17	1.04	65	40	53	1	97	42

The above information is provided by Tom Priddy, Kentucky Extension Agricultural Meteorologist, University of Kentucky Agr'l Weather Center (859) 218-4364.