



Crop Progress and Condition

USDA, NASS, Kentucky Field Office

David Knopf, Director
PO Box 1120
Louisville, Kentucky 40201-1120
(502) 907-3250 or 1-800-928-5277
Email: nassrfoemr@nass.usda.gov

In Cooperation with:

Univ. of KY – Agr'l Weather Center
U.S. Dept. of Commerce - NOAA
Kentucky Department of Agriculture
Cooperative Extension Service

Released: November 9, 2020

Issue: 34-20

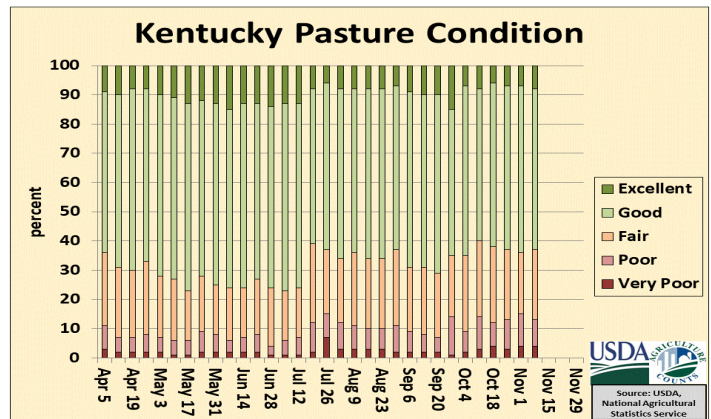
Agricultural News: Kentucky experienced above normal temperatures and much below normal rainfall over the past week. Precipitation for the week totaled 0.00 inches, 0.77 inches below normal. Temperatures averaged 54 degrees for the week, 3 degrees above normal. **Topsoil moisture** was rated 1 percent very short, 11 percent short, 81 percent adequate, and 7 percent surplus. **Subsoil moisture** was rated 2 percent very short, 10 percent short, 82 percent adequate, and 6 percent surplus. Days suitable for fieldwork averaged 6.1 out of a possible seven.

Primary activities for this week included harvesting corn, soybeans, stripping tobacco, and planting winter wheat. Weather for the week was conducive to strong progress in the fields. Both the corn and soybean harvest trails last year at this point in the season, however that margin will shrink as weather permits. Forty-nine percent of the winter wheat crop has emerged with sixty-eight percent planted.

The condition of winter wheat remains good at this juncture. Pastures are still in mostly good shape and will benefit from the warm weather this past week. Some farmers were able to get a late season cutting of hay thanks to recent weather.

SOIL MOISTURE for week ending 11/08/20

	Very Short	Short	Adequate	Surplus
	%	%	%	%
Topsoil	1	11	81	7
Subsoil	2	10	82	6

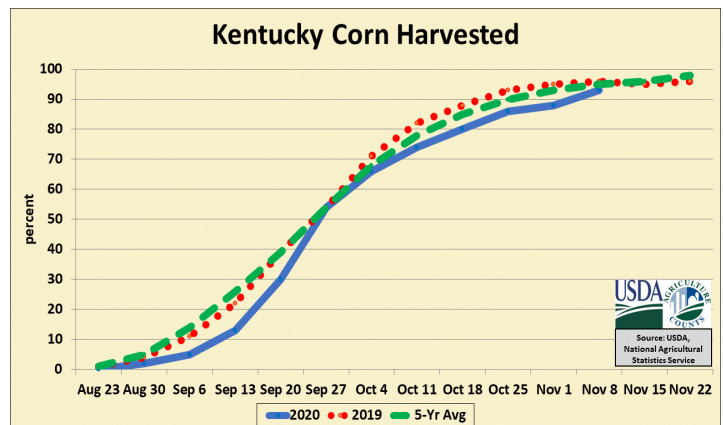
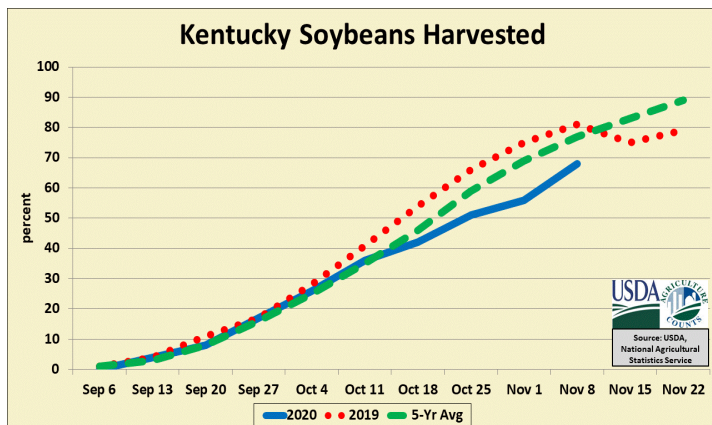


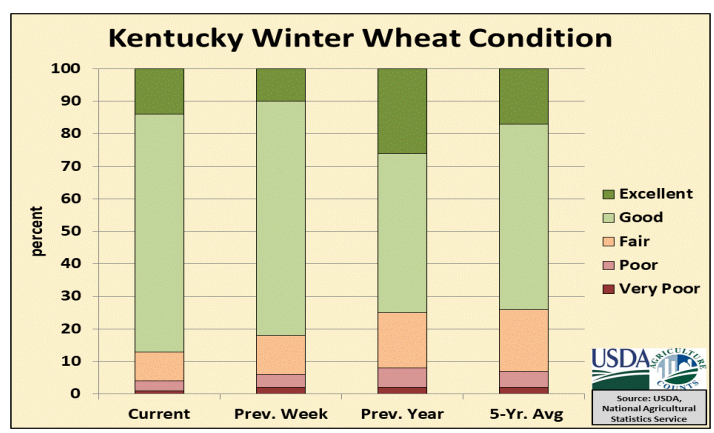
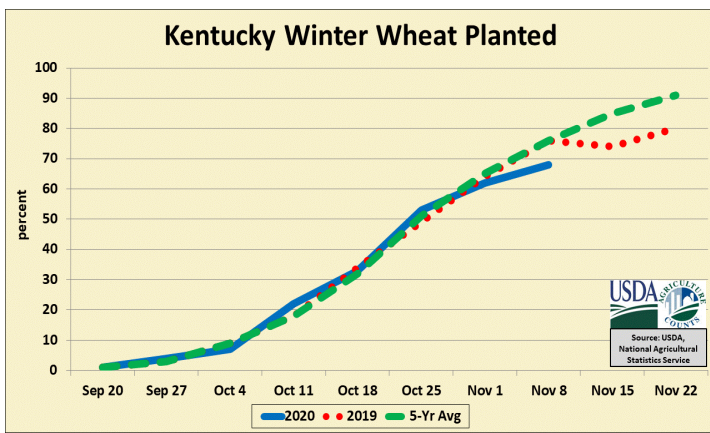
CROP PROGRESS for week ending 11/08/20

Crop Stage	This Week	Last Week	Last Year	5-Yr Avg
	%	%	%	%
Corn Harvested	93	88	96	95
Soybeans Harvested	68	56	81	77
Tobacco Stripped	54	46	47	49
Winter Wheat Seeded	68	62	76	76
Winter Wheat Emerged	49	39	52	49

CROP CONDITIONS for week ending 11/08/20

Crop	Very Poor	Poor	Fair	Good	Excellent
	%	%	%	%	%
Pasture	4	9	24	55	8
Wheat	1	3	9	73	14





Kentucky Climate Summary
For the Period November 2, 2020 to November 8, 2020

Above Normal Temperatures and Much Below Normal Rainfall:

A hard freeze brought an end to the 2020 growing season on Monday morning as lows dipped well into the 20s across the state. Many in the low to middle 20s. Otherwise, the first full week of November featured perfect harvest weather with dry conditions, sunny skies, and increasing temperatures in place. After the chilly start to the period, high temperatures were back to around 70 for the second half of the work week. The warming trend continued into the weekend with some record-breaking temperatures on Sunday with highs in the upper 70s to low 80s. Just to put into perspective, these temperatures were about 20 degrees above normal highs, which average in the upper 50s to low 60s for this time of year.

Temperatures for the period averaged 54 degrees across the state, which was 3 degrees warmer than normal and 2 degrees warmer than the previous period. High temperatures averaged from 71 in the West to 68 in the East. Departure from normal high temperatures ranged from 8 degrees warmer than normal in the West to 5 degrees warmer than normal in the East. Low temperatures averaged from 41 degrees in the West to 37 degrees in the East. Departure from normal low temperature ranged from near normal in the West to near normal in the East. The extreme high temperature for the period was 83 degrees at GREENVILLE 6N and the extreme low was 21 degrees at BRANDENBURG 4SW.

Precipitation (liq. equ.) for the period totaled 0.00 inches statewide, which was 0.77 inches below normal and 0% of normal. Precipitation totals by climate division, West 0.00 inches, Central 0.00 inches, Bluegrass 0.00 inches and East 0.00 inches, which was 0.88, 0.8, 0.7 and 0.71 inches below normal. By station, precipitation totals ranged from a low of 0.00 inches at ALBANY 1N to a high of 0.05 inches at POPLAR BLUFF ASOS.

KENTUCKY TEMPERATURES AND RAIN FALL
FOR WEEK ENDING SUNDAY, 11/08/20 4 p.m.

Weather Station	Rainfall			Deviation From		Air Temperatures				Relative Humidity	
	Last Week	Since Apr 1	Last Four Wks.	Norm. Since Apr 1	Norm. Last 4 Wks.	High	Low	Wkly. Avg.	Dev. From Norm.	Average	
	(Inches)	(Inches)	(Inches)	(Inches)	(Inches)	(Degrees Fahrenheit)	(Degrees Fahrenheit)	(Degrees Fahrenheit)	(Degrees Fahrenheit)	(Degrees Fahrenheit)	(Degrees Fahrenheit)
Bardstown	0.00	34.41	5.56	6.80	3.00	80	24	55	5	96	23
Berea	0.00	33.64	2.71	4.39	-0.12	78	24	50	1	100	33
Bowling Green	0.00	30.31	3.37	0.71	0.24	82	30	55	5	93	22
Bristol	0.00	29.12	1.46	4.26	-0.99	78	26	51	2	100	21
Buckhorn Lake	0.00	35.23	1.68	7.28	-1.11	78	26	54	5	92	24
Cape Girardeau	0.00	26.47	6.67	-1.28	3.68	80	24	56	4	93	21
Campbellsville	0.00	34.23	2.53	1.34	-0.57	78	25	51	1	100	31
Covington	0.00	28.54	4.31	2.42	1.54	79	26	54	5	85	25
Dix Dam	0.00	32.28	3.15	3.54	0.33	78	24	54	5	89	29
Evansville	0.00	38.45	6.84	12.21	3.99	82	25	57	5	100	30
Glasgow	0.00	34.19	3.42	2.52	0.26	79	26	54	4	100	28
Grayson	0.00	31.11	2.27	4.19	-0.50	80	28	51	2	100	24
Hardinsburg	0.00	36.89	6.98	7.56	3.91	80	24	54	4	100	24
Henderson	0.00	33.17	6.54	5.98	3.66	80	22	54	2	100	26
Huntington	0.00	29.11	3.24	2.02	0.43	79	30	53	4	100	19
Jackson	0.00	33.97	1.80	4.85	-1.11	79	28	57	8	73	19
Lexington	0.00	29.20	4.24	1.59	1.68	77	24	52	3	89	29
London	0.00	35.31	1.80	8.17	-1.01	79	26	52	3	97	27
Louisville	0.00	35.52	5.19	8.30	2.45	82	30	57	7	86	24
Mayfield	0.00	33.88	6.27	3.24	2.63	79	25	55	3	100	23
Nashville	0.00	28.34	1.82	0.96	-0.97	81	34	57	7	100	19
Nolin Lake	0.00	31.63	2.37	0.31	-0.88	78	27	54	4	100	29
Paducah	0.00	33.93	8.68	4.56	5.59	81	27	57	5	97	23
Princeton	0.00	36.15	7.35	6.63	4.15	80	25	56	4	100	25
Quicksand	0.00	33.99	2.04	4.87	-0.87	81	26	51	2	96	43
Somerset	0.00	40.44	2.52	9.58	-0.71	77	23	50	1	100	29
Spindletop	0.00	28.82	4.84	1.21	2.28	76	27	52	3	96	31
Williamstown	0.00	29.70	4.54	1.98	1.66	80	27	54	5	97	28

The above information is provided by Tom Priddy, Kentucky Extension Agricultural Meteorologist, University of Kentucky Agr'l Weather Center (859) 218-4364.