



# Crop Progress and Condition

**USDA, NASS, Kentucky Field Office**

David Knopf, Director  
601 W Broadway, Rm 645  
Louisville, Kentucky 40201-1120  
(502) 907-3250 or 1-800-928-5277  
Email: nassrfoemr@nass.usda.gov

**In Cooperation with:**

Univ. of KY – Agr'l Weather Center  
U.S. Dept. of Commerce - NOAA  
Kentucky Department of Agriculture  
Cooperative Extension Service

Released: May 31, 2022

Issue: 13-22

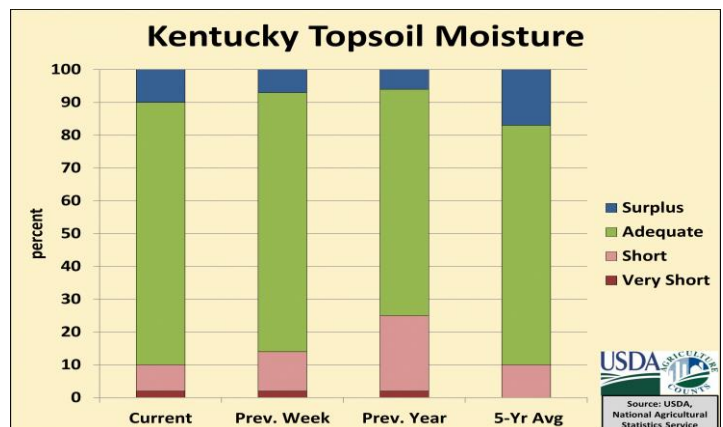
**Agricultural News:** Kentucky experienced below normal temperatures and above normal rainfall over the past week. Precipitation for the week totaled 1.37 inches, 0.26 inches above normal. Temperatures averaged 65 degrees for the week, 2 degrees below normal. **Topsoil moisture** was rated 2 percent very short, 8 percent short, 80 percent adequate, and 10 percent surplus. **Subsoil moisture** was rated 2 percent very short, 9 percent short, 81 percent adequate, and 8 percent surplus. Days suitable for fieldwork averaged 4.3 out of a possible seven.

Primary activities for this week included planting corn and soybeans, setting tobacco, and cutting hay. Farmers continued to make progress in the fields despite unstable weather that led to scattered precipitation across the state. Rain totals varied dependent upon the area, however most of the state received some rainfall. Some areas of the state were getting abnormally dry and the precipitation will ease crop stress. Corn planting continues to maintain pace with recent history. Sixty-seven percent of the corn crop has now emerged. There were reports of corn being damaged in the very wet areas of the state. The average height of corn at this juncture is 9 inches. Soybean planting is just behind last year and ahead of the five year average at this time. Forty-one percent of the soybean crop has emerged. There was a strong increase in the amount of tobacco set as producers forged ahead whenever possible.

Winter wheat condition improved slightly overall as almost all of the crop is heading at this point. There were reports of lodged wheat as weather has taken a toll in some instances. Pastures remain in mostly good condition, but continued rain may cause some damage from livestock traffic. Livestock are in good condition and have not been over stressed by the weather thus far. Hay cutting continues steadily as the supply is currently adequate. Supplies were rated as 1 percent very short, 8 percent short, 77 percent adequate, and 14 percent surplus. Condition of the hay crop is rated as 2 percent poor, 16 percent fair, 72 percent good, and 10 percent excellent. With fertilizer prices very high, there is a reluctance to apply any to hay and pasture ground. With that said, some good quality hay has been baled the last two weeks.

**SOIL MOISTURE for week ending 05/29/22**

	Very Short	Short	Adequate	Surplus
	%	%	%	%
Topsoil	2	8	80	10
Subsoil	2	9	81	8



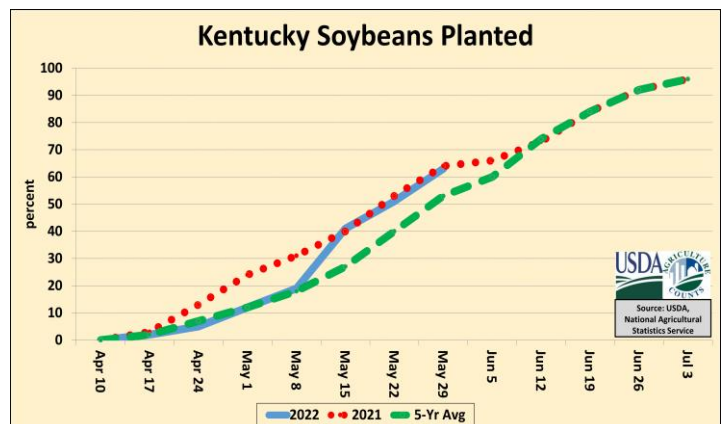
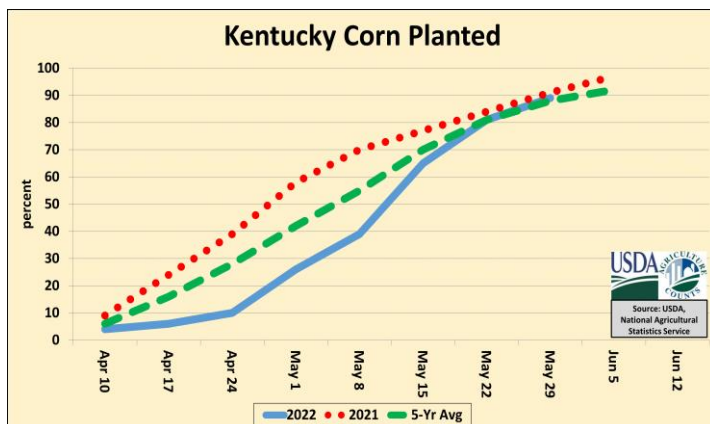
**CROP PROGRESS for week ending 05/29/22**

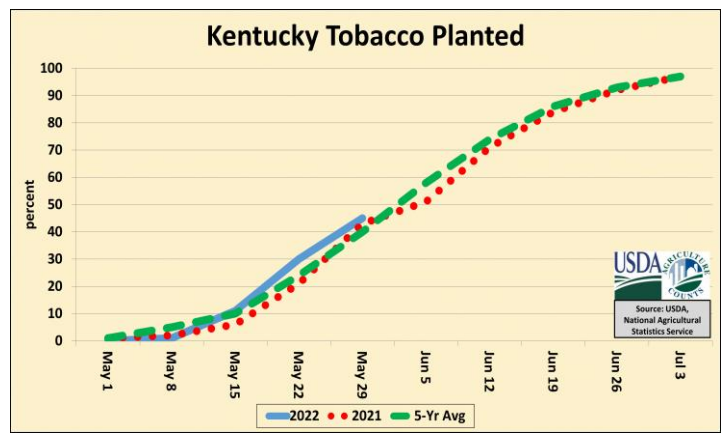
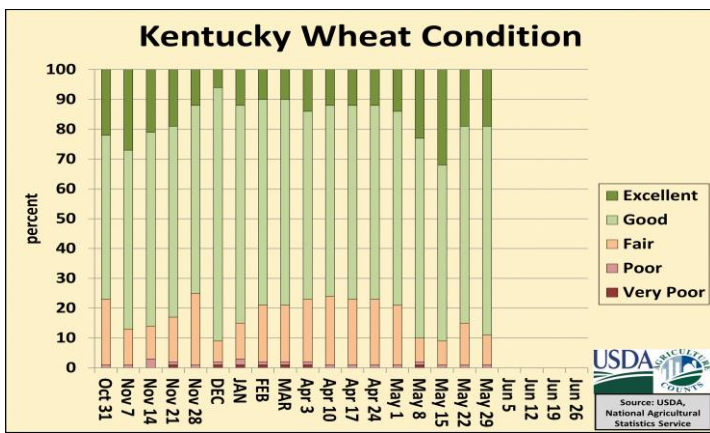
Crop Stage	This Week	Last Week	Last Year	5-Yr Avg
	%	%	%	%
Corn Planted	89	81	91	88
Corn Emerged	67	54	75	72
Soybeans Planted	63	51	64	53
Soybeans Emerged	41	27	43	34
Tobacco Set	45	30	43	40
Winter Wheat Headed	96	91	94	96

**CROP CONDITIONS for week ending 05/29/22**

Crop	Very Poor	Poor	Fair	Good	Excellent
	%	%	%	%	%
Corn	1	1	16	67	15
Hay	-	2	16	72	10
Livestock	1	2	14	76	7
Pasture	1	2	18	65	14
Wheat	-	1	10	70	19

- Represents zero.





**Kentucky Climate Summary**  
**For the Period May 23, 2022 to May 29, 2022**

Below Normal Temperatures and Above Normal Rainfall:

The Bluegrass State averaged 1.37 inches of rain for the week, most of which fell between Wednesday and Friday as a disturbance aloft was slow to work through the area. Showers and storms were scattered to numerous in coverage and passed through Kentucky in multiple rounds. Much of the state saw more than an inch, but just like the previous week, there was still some areas that missed out on the larger totals and saw a half inch or less. Rain was especially welcomed by some portions of Kentucky, whom the US Drought Monitor deemed abnormally dry in the 5/26 update due to stream flows running low and shallow soil moisture diminishing. Dry conditions returned for the weekend. Looking at temperatures, cloud cover and the active pattern kept temperatures below normal for the week. This broke a streak of six straight weeks where the state average had run above normal.

Temperatures for the period averaged 65 degrees across the state which was 2 degrees cooler than normal and 6 degrees cooler than the previous period. High temperatures averaged from 73 in the West to 73 in the East. Departure from normal high temperatures ranged from 8 degrees cooler than normal in the West to 6 degrees cooler than normal in the East. Low temperatures averaged from 58 degrees in the West to 58 degrees in the East. Departure from normal low temperature ranged from near normal in the West to 5 degrees warmer than normal in the East. The extreme high temperature for the period was 87 degrees at BURKESVILLE 3W and the extreme low was 48 degrees at VANCEBURG 6W.

Precipitation (liq. equ.) for the period totaled 1.37 inches statewide which was 0.26 inches above normal and 123% of normal. Precipitation totals by climate division, West 1.14 inches, Central 1.26 inches, Bluegrass 1.41 inches and East 1.65 inches, which was 0.04, 0.11, 0.34 and 0.53 inches above normal. By station, precipitation totals ranged from a low of 0.23 inches at HICKMAN 2E to a high of 3.08 inches at Harlan 24 E.

**KENTUCKY TEMPERATURES AND RAIN FALL**  
**FOR WEEK ENDING SUNDAY, 05/29/22 7 p.m.**

County	Weather Station	Rainfall			Deviation From		Air Temperatures				Growing Degree Days		
		Last Week	Since Apr 1	Last Four Wks.	Norm. Since Apr 1	Norm. Last 4 Wks.	High	Low	Wkly. Avg.	Dev. From Norm.	Last Week	Since Apr 1	Dev. Since Apr 1
		Inches	Inches	Inches	Inches	Inches	Degrees F	Degrees F	Degrees F	Degrees F	Degrees F	Degrees F	Degrees F
<b>Western KY</b>													
Caldwell	Princeton(M)	1.34	8.81	2.22	-0.81	-2.09	82	55	66	-3	112	742	-29
Christian	Hopkinsville(M)	1.05	13.69	6.12	3.83	1.25	82	55	66	-3	113	751	10
Daviess	Owensboro(AP)	0.92	5.73	1.62	-3.77	-2.77	84	56	68	-1	125	790	73
Fulton	Hickman(M)	0.23	12.41	5.22	2.66	0.82	84	54	66	-4	117	801	6
Marshall	Benton(M)	1.2	13.51	2.72	2.55	-2.47	83	54	65	-5	111	766	-30
McCracken	Paducah(AP)	0.78	12.77	5.73	3.02	1.33	84	55	68	-2	124	860	65
McLean	Calhoun(M)	1.33	7.49	2.82	-2.46	-1.8	82	54	66	-5	113	689	-170
Todd	Elkton(M)	1.05	8.5	2.74	-1.36	-2.13	83	54	66	-3	116	733	-8
Union	Morganfield(M)	0.82	6.75	2.38	-2.75	-2.01	83	56	67	-2	122	764	47
<b>Central KY</b>													
Barren	Glasgow(M)	1.55	10.51	5.4	0.5	0.51	83	54	65	-3	110	726	51
Breckinridge	Hardinsburg(M)	1.49	9.34	3.14	-1.62	-2.32	82	53	65	-2	107	696	55
Clinton	Albany(M)	1.56	8.14	3.78	-2.06	-1.11	84	52	65	-1	108	699	150
Hardin	Elizabethtown(M)	0.6	6.85	2.75	-4.11	-2.71	85	52	65	-2	105	682	41
Hart	Munfordville(M)	1.05	5.66	1.65	-4.11	-3.01	83	52	65	-5	106	665	-200
Jefferson	Louisville(AP)	1.38	7.67	3.22	-2.02	-1.49	87	56	68	-2	128	851	58
Taylor	Campbellsville(M)	1.03	6.63	2.6	-3.22	-2.35	84	52	65	-2	109	706	30
Warren	Bowling_Green(AP)	1.5	7.75	2.88	-1.79	-1.67	85	56	69	-1	130	860	78
<b>Bluegrass</b>													
Boone	Cinci./NKY(AP)	0.91	12.4	8.98	3.49	4.76	83	52	66	0	113	651	111
Boyle	Danville(M)	1.43	7.35	3.55	-2.04	-1.05	85	52	65	-1	105	679	17
Fayette	Lexington(AP)	1.24	7.55	3.64	-1.96	-1.28	86	52	67	0	117	743	118
Franklin	Frankfort(M)	1.08	8.3	4.57	-1.06	-0.06	85	51	65	-2	109	656	14
Madison	Richmond(M)	1.08	8.08	4.57	-1.31	-0.03	84	52	65	-1	105	652	-10
Mason	Maysville(M)	2.83	9.41	5.91	0.03	1.34	83	51	64	-1	104	591	94
<b>Eastern KY</b>													
Breathitt	Jackson(AP)	1.39	7.96	4.86	-1.42	0.19	86	54	66	-1	112	757	62
Harlan	Harlan(M)	3.08	10.61	6.74	1.41	2.18	71	49	56	-11	48	344	-253
Lawrence	Louisa(M)	1.36	8.34	5.02	0.39	1.03	86	54	66	0	112	664	117
Pike	Pikeville(M)	3.01	9.05	6.11	1.1	2.12	77	51	61	-4	80	576	29
Pulaski	Somerset(M)	1.1	8.94	4.84	-0.45	0.24	83	51	65	-1	105	645	-17
Rowan	Morehead(M)	2.49	9.21	5.4	-0.33	0.71	85	51	64	-1	104	609	81

The above information is provided by Matthew Dixon, Senior Meteorologist, University of Kentucky Agr'l Weather Center (859) 218-4364.