



United States Department of Agriculture
National Agricultural Statistics Service



Louisiana Crop Production

Released: January 12, 2021

Delta Region – Louisiana Field Office

5825 Florida Blvd., Suite 1179, Baton Rouge, LA 70806

(225) 922-1362 · (855) 270-2705 FAX · www.nass.usda.gov

Cooperating with the Louisiana Department of Agriculture and Forestry

This report contains the results from the **2020 December Agricultural Survey**. These data are also posted on our web site at <https://www.nass.usda.gov/la> and in a more detailed report at <https://www.nass.usda.gov>. Thanks to all who responded to this survey.

- Corn Yield Up but Production Down from 2019**
- Cotton Yield and Production Down from 2019**
- Rice Yield and Production Up from 2019**
- Soybean Yield and Production Up from 2019**
- Sugarcane Yield and Production Up from 2019**

Louisiana **corn** area harvested is 485,000, down 11 percent from 2019. The average yield is estimated at 181 bushels per acre, up 16 bushels from last year. Production totaled 87.8 million bushels, down 2 percent from 2019.

Upland cotton harvested acres is 165,000, down 39 percent from 2019. The yield is expected to average 1,018 pounds per harvested acre, down 17 pounds from last year. Production is estimated at 350,000 bales, down 40 percent from 2019.

All hay harvested is 400,000 acres, up 3 percent from 2019. The average yield is estimated at 2.40 tons per acre, down 0.10 ton from last year. Production totaled 960,000 tons, down 2 percent from 2019.

All rice acres harvested is 474,000 acres, up 14 percent from 2019. The all rice yield for is estimated at 6,820 pounds per acre, up 440 pounds from last year. Production totaled 32.3 million hundredweight, up 22 percent from 2019.

Soybean area harvested is 1.02 million acres, up 19 percent from 2019. The average yield is estimated at 53 bushels per acre, up 5 bushels from last year. Production totaled 54.1 million bushels, up 31 percent from 2019.

Area harvested for **sugarcane** (sugar and seed) is 489,500 acres, up 4 percent from 2019. The average yield is estimated at 32.7 net tons per acre, up 4.6 net tons from last year. Production totaled 16.0 million net tons, up 22 percent from 2019.

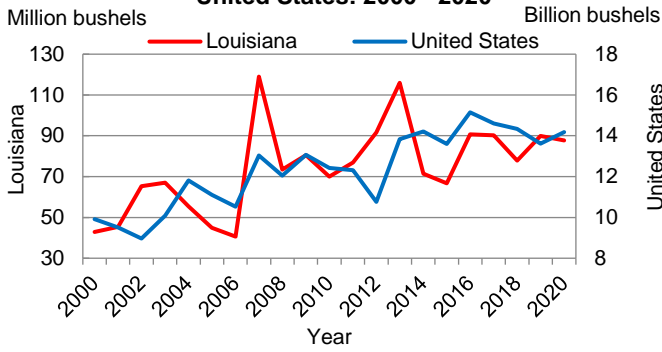
Principal Crops Area Harvested, Yield, and Production - Louisiana and United States: 2019 and 2020

Crop	Unit	Area harvested		Yield		Production	
		2019	2020	2019	2020	2019	2020
Louisiana		(1,000 acres)	(1,000 acres)	(per acre)	(per acre)	(1,000 units)	(1,000 units)
Corn, for grain	bushels	545.0	485.0	165.00	181.00	89,925	87,785
Corn, for silage	tons	3.0	3.0	19.00	17.00	57	51
Cotton, upland	1	270.0	165.0	1,035.00	1,018.00	582	350
Hay, all	tons	390.0	400.0	2.50	2.40	975	960
Rice, all	2	414.0	474.0	6,380.00	6,820.00	26,408	32,306
Long grain	2	361.0	425.0	6,380.00	6,860.00	23,032	29,155
Medium grain	2	53.0	49.0	6,370.00	6,430.00	3,376	3,151
Soybeans, for beans	bushels	860.0	1,020.0	48.00	53.00	41,280	54,060
Sugarcane, for sugar and seed ..	net tons	469.0	489.5	28.10	32.70	13,161	16,002
Sugarcane, for sugar	net tons	442.0	462.0	27.70	32.50	12,243	15,015
Sugarcane, for seed	net tons	27.0	27.5	34.00	35.90	918	987
United States		(1,000 acres)	(1,000 acres)	(per acre)	(per acre)	(1,000 units)	(1,000 units)
Corn, for grain	bushels	81,337.0	82,467.0	167.50	172.00	13,619,928	14,182,479
Corn, for silage	tons	6,615.0	6,719.0	20.20	20.50	133,522	137,729
Cotton, upland	1	11,389.0	8,507.0	810.00	813.00	19,227	14,401
Hay, all	tons	52,425.0	52,238.0	2.46	2.43	128,864	126,812
Rice, all	2	2,477.0	2,987.0	7,473.00	7,619.00	185,104	227,583
Long grain	2	1,730.0	2,302.0	7,261.00	7,422.00	125,610	170,853
Medium grain	2	713.0	644.0	8,008.00	8,373.00	57,098	53,920
Soybeans, for beans	bushels	74,939.0	82,318.0	47.40	50.20	3,551,908	4,135,477
Sugarcane, for sugar and seed ..	net tons	913.2	940.5	35.00	37.70	31,937	35,457
Sugarcane, for sugar	net tons	870.3	896.5	34.80	37.60	30,287	33,718
Sugarcane, for seed	net tons	42.9	44.0	38.50	39.50	1,650	1,739

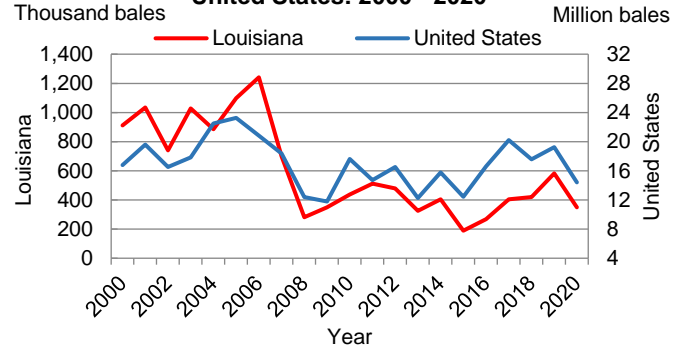
¹ Cotton yield in pounds per acre, production in 480 pound bales.

² Rice yield in pounds per acre, production in hundredweight (cwt).

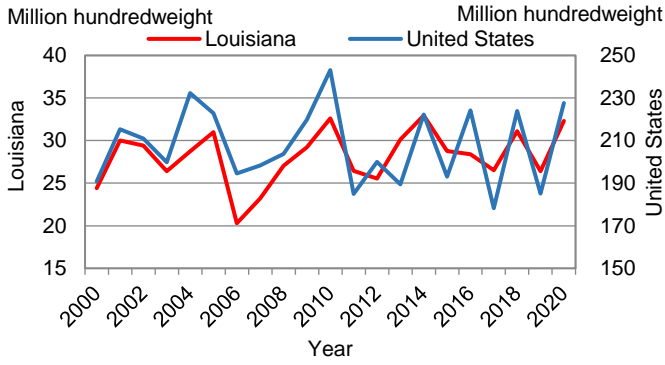
Corn: Production - Louisiana and United States: 2000 - 2020



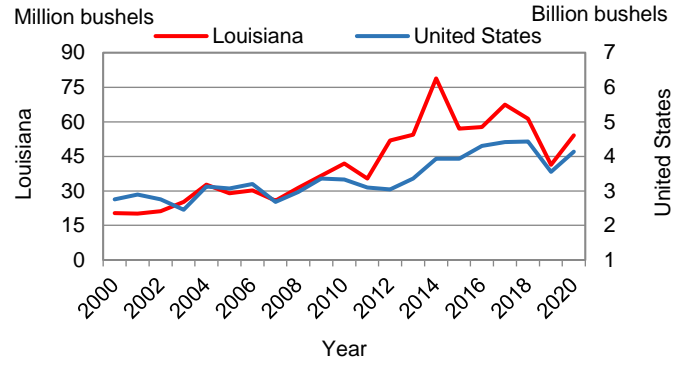
Upland Cotton: Production - Louisiana and United States: 2000 - 2020



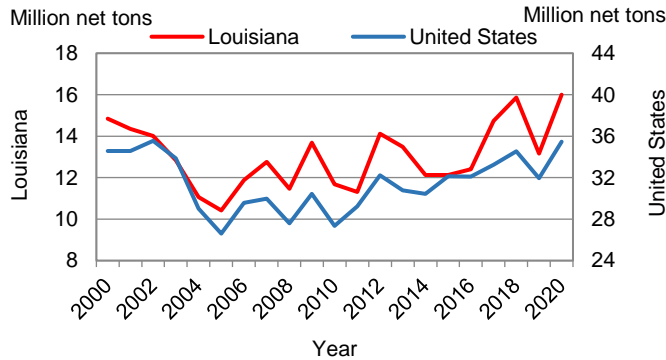
All Rice: Production - Louisiana and United States: 2000 - 2020



Soybeans: Production - Louisiana and United States: 2000 - 2020



Sugarcane: Production - Louisiana and United States: 2000 - 2020



Hay Stocks On Farms - Selected States and United States: December 1, 2019 and 2020

State	2019	2020	Percent of previous year
	(1,000 tons)	(1,000 tons)	(percent)
Alabama	1,100	1,800	164
Arkansas	2,000	1,800	90
Louisiana	660	660	100
Mississippi	960	1,050	109
Missouri	6,900	6,000	87
Oklahoma	4,200	4,100	98
Tennessee	2,900	2,930	101
Texas	5,600	6,400	114
United States	84,488	84,020	99